

SUMMARY REPORT
Phase III Remedial Investigation
Northeast Cape, St. Lawrence Island, Alaska

VOLUME II: APPENDICES E THROUGH K

Contract No. DACA85-98-D-0007
Task Order No. 026
MWH Job No. 1850574.260130

December 2002

Prepared for:

Department of the Army
United States Army Engineer District, Alaska
Corps of Engineers
P.O. Box 898
Anchorage, Alaska 99506-0898

Prepared by:

MWH
4100 Spenard Road
Anchorage, Alaska 99517



MWH

F10AK096903_03.10_0010_a
200-1e

APPENDIX E

Chemical Data Quality Review



MWH

CHEMICAL DATA QUALITY REVIEW

NE Cape HTRW - St. Lawrence Island

Soil and Water Sampling

Project #

01-065

Received: 1/29/02

Prepared for

Army Corps of Engineers - Alaska Division

Prepared by

ETHIX

1400 Carpenter Lane, Suite D

Modesto, CA 95351

(209) 576-2621

Table of Contents

	Section	Page No.
Chemical Data Quality Review	1.0 Introduction	2
	2.0 Executive Summary	3
	3.0 BTEX	4
	4.0 Gasoline Range Organics	10
	5.0 Diesel / Residual Range Organics	14
	6.0 Organochlorine Pesticides / PCBs	29
	7.0 Polynuclear Aromatic Hydrocarbons	37
	8.0 Semivolatile Organics by GC/MS	54
	9.0 Volatile Organics by GC/MS	56
	10.0 Metals	61
	11.0 Total Organic Carbon	69
	12.0 References	70
Appendix A - Qualifier Definitions		A-1
Appendix B - Acronyms		B-1
Appendix C - Data Summary Table		C-1
Appendix D - Data Quality Summaries		D-1
Appendix E	Table 1 - Samples List	E-1-1
	Table 2 - Sampling and Analysis Discrepancies / Deficiencies	E-2-1
	Table 3 - Rejected Data	E-3-1
	Table 4 - Sample Condition Qualifications (p,t)	E-4-1
	Table 5 - Holding Time Qualifications (e)	E-5-1
	Table 6 - Surrogate Qualifications (b)	E-6-1
	Table 7 - Laboratory Blank Qualifications (a)	E-7-1
	Table 8 - Field Blank Qualifications (k)	E-8-1
	Table 9 - Matrix Spike Qualifications (c)	E-9-1
	Table 10 - Laboratory Control Sample Qualifications (d)	E-10-1
	Table 11 - Precision Exceedance Qualifications (f)	E-11-1
	Table 12 - Below Reporting Limit Qualifications (m)	E-12-1
	Table 13 - Calibration Range Exceedance Qualifications (o)	E-13-1
	Table 14 - QA/QC Triplicate Qualifications (n)	E-14-1

1.0 Introduction

This report summarizes the technical review of analytical results generated in support of the soil and groundwater sampling event at Northeast Cape, St. Lawrence Island, Alaska. The criteria applied for this review are consistent with analytical method protocols, in conjunction with the laboratory-established control limits. In cases where specific guidance was not available from either of these sources, the data have been evaluated using professional judgement consistent with industry standards. The review included evaluation of sample collection, holding time and summary information for blanks (to assess contamination), sample duplicates (to assess precision), laboratory control samples (to assess accuracy) and matrix spike and surrogate recoveries (to assess matrix effect). Instrument calibration review and raw data verification were not performed.

The report is arranged by method; within each method section is a sub-section addressing each data quality indicator. In situations where all applicable criteria were met, it will be stated. If criteria were not met, the non-compliance, qualifier and associated samples are listed. Appendices A and B list qualifier definitions and acronyms, respectively. Appendix C, the data summary table, displays all sample results, as well as qualifiers and descriptors that may apply. Appendix D includes a summary of all qualified data, by analysis type. All samples collected are identified in Table 1. Any discrepancies or deficiencies associated with sampling and analysis can be found in Table 2. Rejected data are identified in Table 3 (Appendix E). Tables 4 through 14 (Appendix E) list all qualified data by data quality indicator and analysis type.

The laboratory electronic data format (EDF) for this project was used to generate this report. In many cases abbreviations are used from the EDF; refer to the acronyms (Appendix B) for an explanation of abbreviations. When discrepancies between the hardcopy data and the EDF are found, the EDF has been modified to reflect values from the hardcopy, unless the hardcopy is found to be in error. Results used to generate this report are deemed to be accurate.

I certify that all data validation criteria described above were assessed, and any qualifications made to the data were in accordance with the cited reference documents.

 ?

Authorized Signature (209) 576-2621

2.0 Executive Summary

Seventy-five soil/sediment samples, six methanol trip blanks, twenty-five aqueous samples and fifteen aqueous trip blanks were collected by Montgomery Watson Harza in Anchorage, Alaska from July 24, 2001 to September 24, 2001. Samples were submitted to Analytical Resources, Inc. (ARI) in Seattle, Washington (Primary Laboratory) and Sound Analytical Services, Inc. (SAS) in Tacoma, Washington (Referee Laboratory) within one to five days of collection. Samples were analyzed for BTEX, GRO, DRO, RRO, pesticides, PCBs, PAH, semivolatiles, volatile organics, metals and TOC.

Data packages generated by Analytical Resources Incorporation did not display method numbers for preparation and cleanup, prep and analysis batch identification, accuracy and precision limits for most methods and dilution factors for metals, volatiles and some TOC. The laboratory was contacted and QC limits were submitted for the associated data. Most information missing on the hardcopy was present in the electronic; however, values could not be checked against the hardcopy.

Matrix problems were observed in the PAH analyses, especially in samples collected from site 28. Samples were extracted based on initial screens at either low or medium levels. Reporting limits are high for many compounds, and the reporting limits vary significantly from sample to sample. In some cases, samples were extracted at the medium level due to low internal standard response; however, target compounds were not detected. Internal standard response was not reported in the data packages; therefore, impact could not be evaluated. The laboratory flagged many compounds as "M" due to poor spectral matches caused by matrix effect.

BTEX target compounds were detected in some of the trip blanks associated with the samples for this analysis. Concentrations detected in the blanks were higher than concentrations detected in the associated samples which impacted approximately (16%) of the data.

Many of the samples were re-extracted for DRO and RRO at ARI due to extraction deficiencies, and most re-extracts missed holding time. High concentrations of target compounds were detected requiring dilution for quantitation, in many cases surrogates were diluted out. Matrix effect was observed; many of the matrix spikes exhibited poor accuracy and precision. In addition, poor precision was exhibited in some of the sample duplicates and QA triplicate sets indicating a heterogenous matrix.

Some samples missed holding time for pesticides/PCBs analysis. Some samples were qualified due to low surrogate recoveries. High levels of aroclor 1260 were detected in some samples from site 31. In some cases concentrations detected, saturated the detector used for analysis, in these cases aroclor 1260 is only reported from the appropriate dilution and will not be observed in the original analysis. Throughout the project only aroclor 1242 was used as the matrix spike and LCS spiking compound. It would have been preferable to spike with aroclor 1260 or 1254 since these were the only target compounds detected in the project.

3.0 BTEX

The following number of samples were prepared and analyzed by the listed methods:

Laboratory: ARI

# of Samples	Matrix	Prep Method	Analysis Method	Reporting Units
30	SX	METHOD	8260SIM	µg/Kg
7	WX	METHOD	SW8260	µg/L
6	WX	METHOD	AK101	µg/L

Laboratory: SAS

# of Samples	Matrix	Prep Method	Analysis Method	Reporting Units
4	SX	SW5030B	SW8021B	mg/Kg
4	WX	SW5030B	SW8021B	mg/L
2	WX	SW5030	SW8260B	µg/L

Samples analyzed by this method are identified in Table 1.

3.1 Holding Time

All samples were analyzed within the required technical holding time.

3.2 Surrogates

All surrogate recoveries were within the required limit except the following:

Laboratory: SAS

SDG:	100492								
Lab ID	Field ID	Matrix	Dil Factor	Surrogate	% Rec	Recovery Limits ¹	Q ²	Bias	RC
100492-04	01NE21SS369	SX	1	trifluorotoluene	25.5	70 - 130	J/UJ	L	b
				bromofluorobenzene	20.8	70 - 130	J/UJ	L	b
100492-07	01NE24SD314	SX	1	trifluorotoluene	64.3	70 - 130	J/UJ	L	b
				bromofluorobenzene	56.3	70 - 130	J/UJ	L	b
100492-11	01NE31SS321	SX	1	trifluorotoluene	69.5	70 - 130	J/UJ	L	b
				bromofluorobenzene	57.4	70 - 130	J/UJ	L	b

¹ Laboratory-established limits

² According to the Functional Guidelines for Organic Data Review, if the surrogate recovery is > UCL, flag detected results J; if the surrogate recovery is < LCL, flag detected results J and non-detects UJ; if the surrogate recovery is less than 10%, flag detected results J and non-detects UR

3.3 Blanks

Method blanks were analyzed at the minimum required frequency. All target compounds were reported as nondetected in all cases.

3.3 Blanks (cont.)

Six methanol trip blanks and six water trip blanks were collected for analysis by this method. All target compounds were reported as nondetected in all cases except the following:

Laboratory : ARI
Date Collected: 8/18/01

Field Blank ID	Analyte	Result	Units
01NE00TB101			
Trip Blank	toluene	46	µg/Kg
	ethylbenzene	8.4	µg/Kg
	m,p-xylene	31	µg/Kg
	o-xylene	10	µg/Kg

Affected samples:			Qualified Result	Bias	RC	
DN07K	01NE06SD116	ethylbenzene	12 B	H	k	µg/Kg
DN07L	01NE06SD117	ethylbenzene	0.88 B	H	k	µg/Kg
DN07K	01NE06SD116	m,p-xylene	44 B	H	k	µg/Kg
DN07L	01NE06SD117	m,p-xylene	3.3 B	H	k	µg/Kg
DN07K	01NE06SD116	o-xylene	14 B	H	k	µg/Kg
DN07L	01NE06SD117	o-xylene	1 B	H	k	µg/Kg
DN07K	01NE06SD116	toluene	78 B	H	k	µg/Kg
DN07L	01NE06SD117	toluene	4.7 B	H	k	µg/Kg

Date Collected: 8/21/01

Field Blank ID	Analyte	Result	Units
01NE00TB104			
Trip Blank	toluene	45	µg/Kg
	ethylbenzene	8	µg/Kg
	m,p-xylene	30	µg/Kg
	o-xylene	9.8	µg/Kg

Affected samples:			Qualified Result	Bias	RC	
DN40K	01NE29SD129	m,p-xylene	3.2 B	H	k	µg/Kg
DN40N	01NE29SD126	toluene	7.4 B	H	k	µg/Kg
DN40M	01NE29SD127	toluene	9.7 B	H	k	µg/Kg
DN40J	01NE29SD128	toluene	6.4 B	H	k	µg/Kg
DN40K	01NE29SD129	toluene	4.7 B	H	k	µg/Kg

Date Collected: 8/24/01

Field Blank ID	Analyte	Result	Units
01NE00TB111			
Trip Blank	toluene	39	µg/Kg
	ethylbenzene	5.4	µg/Kg
	m,p-xylene	20	µg/Kg
	o-xylene	6.2	µg/Kg
		Qualified Result	Bias RC
DN68K	01NE09SS171	toluene	9 B H k µg/Kg
DN68A	01NE21SS169	toluene	39 B H k µg/Kg

Date Collected: 8/24/01

Field Blank ID	Analyte	Result	Units
01NE00TB114			
Trip Blank	toluene	44	µg/Kg
	ethylbenzene	7.1	µg/Kg
	m,p-xylene	28	µg/Kg
	o-xylene	8.3	µg/Kg
		Qualified Result	Bias RC
DN69P	01NE31SS123	m,p-xylene	17 B H k µg/Kg
DN69R	01NE31SS221	m,p-xylene	9 B H k µg/Kg
DN69P	01NE31SS123	o-xylene	5.3 B H k µg/Kg
DN69N	01NE31SS121	toluene	12 B H k µg/Kg
DN69P	01NE31SS123	toluene	24 B H k µg/Kg
DN69Q	01NE31SS124	toluene	7.3 B H k µg/Kg
DN69R	01NE31SS221	toluene	14 B H k µg/Kg

Date Collected: 8/24/01

Field Blank ID	Analyte	Result	Units
01NE00TB109			
Trip Blank	toluene	440	µg/Kg
	ethylbenzene	87	µg/Kg
	m,p-xylene	330	µg/Kg
	o-xylene	100	µg/Kg

Affected samples:		Qualified Result	Bias	RC		
DN70F	01NE21SB169	ethylbenzene	6.7 B	H	k	µg/Kg
DN70K	01NE24SD115	ethylbenzene	8.8 B	H	k	µg/Kg
DN70F	01NE21SB169	m,p-xylene	21 B	H	k	µg/Kg
DN70G	01NE21SB171	m,p-xylene	23 B	H	k	µg/Kg
DN70I	01NE21SD114	m,p-xylene	10 B	H	k	µg/Kg
DN70B	01NE21SS170	m,p-xylene	7.4 B	H	k	µg/Kg
DN70H	01NE21SS172	m,p-xylene	96 B	H	k	µg/Kg
DN70J	01NE21SS173	m,p-xylene	32 B	H	k	µg/Kg
DN70K	01NE24SD115	m,p-xylene	30 B	H	k	µg/Kg
DN70F	01NE21SB169	o-xylene	6.3 B	H	k	µg/Kg
DN70K	01NE24SD115	o-xylene	9.2 B	H	k	µg/Kg
DN70F	01NE21SB169	toluene	24 B	H	k	µg/Kg
DN70A	01NE21SB170	toluene	7.2 B	H	k	µg/Kg
DN70G	01NE21SB171	toluene	41 B	H	k	µg/Kg
DN70D	01NE21SD113	toluene	55 B	H	k	µg/Kg
DN70I	01NE21SD114	toluene	19 B	H	k	µg/Kg
DN70B	01NE21SS170	toluene	11 B	H	k	µg/Kg
DN70H	01NE21SS172	toluene	140 B	H	k	µg/Kg
DN70J	01NE21SS173	toluene	73 B	H	k	µg/Kg
DN70C	01NE24SD114	toluene	3.2 B	H	k	µg/Kg
DN70K	01NE24SD115	toluene	38 B	H	k	µg/Kg
DN70E	01NE24SD214	toluene	17 B	H	k	µg/Kg

¹ According to the National Functional Guidelines for Organic Data Review, any target compound detected in a field blank that was also detected in an associated sample is qualified if the sample result is less than 10x the blank concentration for common laboratory contaminants, or 5x for all other compounds. Flagging for this project is modified to "B" at the amount found in the sample

3.4 Matrix Spike/Matrix Spike Duplicates

MS/MSDs were analyzed at the required frequency. All recoveries and RPDs were within the required limits.

3.5 Laboratory Control Samples

Laboratory control samples were analyzed at the required frequency. All recoveries and RPDs were within the required limits.

3.6 Quantitation Limits

The practical quantitation limits (PQLs) achieved by the laboratories were acceptable relative to the estimated quantitation limits (EQL) suggested by these methods for aqueous and soil matrix samples. Project specific reporting limits for water matrix were met by both laboratories.

3.7 QA / QC Triplicates

Five sets of QA / QC triplicate samples were collected for analysis by this method. All results were in agreement except for the following:

Matrix: SX

Lab ID	Field ID		Analyte	Result	Units	Q	Bias	RC
DN70C	01NE24SD114	Primary Sample	toluene	3.2	µg/Kg	B	H	k
DN70E	01NE24SD214	QC Dup of 01NE24SD114	toluene	17	µg/Kg	B	H	k
100492-07	01NE24SD314	QA Dup of 01NE24SD114	toluene	< 0.015	mg/Kg	UJ	L	b

No data were qualified on the basis of field duplicate precision.

3.8 Additional Comments

Target compounds were detected in some of the trip blanks at concentrations greater than levels detected in associated samples (see section 3.3). In addition, samples 01NE35GW301 and 01NE35TB302 were received by the laboratory at an elevated temperature and therefore are qualified as estimated. 3 of 3 vials of sample 01NE00TB107 had bubbles and is qualified as estimated. Results of samples listed above should be considered minimum values.

3.9 Overall Assessment

Minor data quality deficiencies were found, resulting in a significant amount of qualified data. No data were rejected. Most data were qualified due to field blank contamination. Tables 4 through 14 list all qualified sample results, by data quality indicator and analysis type. Results that were qualified as estimated or nondetected are useable for limited purposes. All other data generated by this method should be considered useable as reported.

4.0 Gasoline Range Organics

The following number of samples were prepared and analyzed by the listed methods:

Laboratory: ARI

# of Samples	Matrix	Prep Method	Analysis Method	Reporting Units
42	WX	METHOD	AK101	mg/L
31	SX	METHOD	AK101	mg/Kg

Laboratory: SAS

# of Samples	Matrix	Prep Method	Analysis Method	Reporting Units
8	WX	METHOD	AK101	mg/L
4	SX	METHOD	AK101	mg/Kg

Samples analyzed by this method are identified in Table 1.

4.1 Holding Time

All samples were analyzed within the required technical holding time except the following:

Laboratory: ARI

SDG:	DN73					Holding Time (Days)	RTHT ¹ (Days)			
Lab ID	Field ID	Matrix	Collected	Prepared	Analyzed	Analysis	Analysis	Q ²	Bias	RC
DN73M	01NE21SW114	WX	8/21/01	9/5/01	9/5/01	15	14	J/UJ	L	e

¹ Required technical holding time established for the method

² According to the Functional Guidelines for Organic Data Review, if analysis holding time is exceeded, flag detected and nondetected results as estimated

4.2 Surrogates

All surrogate recoveries were within the required limits except the following:

Laboratory: SAS

SDG: 100492

Lab ID	Field ID	Matrix	Dil Factor	Surrogate	% Rec	Recovery ¹		Bias	RC
						Limits	Q ²		
100492-04	01NE21SS369	SX	1	trifluorotoluene	23.8	50 - 150	J/UJ	L	b
				bromofluorobenzene	24	50 - 150	J/UJ	L	b

¹ Laboratory-established limits

² According to the Functional Guidelines for Organic Data Review, if the surrogate recovery is > UCL, flag detected results J; if the surrogate recovery is < LCL, flag detected results J and non-detects UJ; if the surrogate recovery is less than 10%, flag detected results J and non-detects UR

4.3 Blanks

Method blanks were analyzed at the minimum required frequency. Gasoline range organics were reported as non-detected in all cases except the following:

Laboratory: SAS

Project ID: 100492

MB Batch ID: GB2813

Matrix: WQ

Analyte	Result	PQL	Units	Q ¹	Bias	RC
gasoline range organics	0.03	0.05	mg/L			
Affected Samples:	Sample ID	Field ID				
	100492-02	01NE21SW313	0.04	0.05	mg/L	B H a
	100492-03	01NE00TB112	0.03	0.05	mg/L	B H a

¹ According to the National Functional Guidelines for Organic Data Review, any compound detected in a blank that was also detected in an associated sample is qualified if the sample result is less than 10x the blank concentration for common laboratory contaminants, or 5x for all other analytes. Flagging for this project is modified to "B" at the amount found in the sample.

4.3 Blanks (cont.)

Six methanol trip blanks and thirteen water trip blanks were collected for analysis by this method. Gasoline range organics were reported as nondetected in all cases except the following:

Laboratory : SAS
Date Collected: 8/24/01

Field Blank ID	Analyte	Result	Units
01NE00TB112	gasoline range organics	0.029	mg/L

No sample results were affected by the above blank result

¹ According to the National Functional Guidelines for Organic Data Review, any target compound detected in a field blank that was also detected in an associated sample is qualified if the sample result is less than 10x the blank concentration for common laboratory contaminants, or 5x for all other compounds. Flagging for this project is modified to "B" at the amount found in the sample

4.4 Matrix Spike/Matrix Spike Duplicates

MS/MSDs were analyzed at the required frequency. All recoveries and RPDs were within the required limits.

4.5 Laboratory Control Samples

Laboratory control samples were analyzed at the required frequency. All recoveries and RPDs were within the required limits.

4.6 Quantitation Limits

The practical quantitation limits (PQLs) achieved by the laboratories were acceptable relative to the estimated quantitation limits (EQL) suggested by this method for aqueous and soil matrix samples. Project specific reporting limits for water were met by both laboratories.

4.7 QA / QC Triplicates

Ten sets of QA / QC triplicate samples were collected for analysis by this method. A disagreement of greater than five times (when one result is nondetected) was found for the following primary, QC and QA triplicate set:

Matrix: WX

Lab ID	Field ID	Analyte	Result	Units	Q	Bias	RC
DN73J	01NE21SW113	Primary Sample	< 0.25	mg/L	U		
DN73N	01NE21SW213	QC Dup of 01NE21SW113	< 0.25	mg/L	U		
100492-02	01NE21SW313	QA Dup of 01NESW113	0.04	mg/L	B	H	a

No data were qualified on the basis of field duplicate precision.

4.8 Additional Comments

Due to elevated temperature, gasoline range organics results for 01NE35GW301 and 01NE35TB302 were qualified as estimated; results should be considered minimum values.

4.9 Overall Assessment

Minor data quality deficiencies were found, resulting in an insignificant amount of qualified data. No data were rejected. Most qualifications made were due to method blank contamination and elevated temperature. Tables 4 through 14 list all qualified sample results, by data quality indicator and analysis type. Results that were qualified as estimated or nondetected are useable for limited purposes. All other data generated by this method should be considered useable as reported.

5.0 Diesel / Residual Range Organics

The following number of samples were prepared and analyzed by the listed methods:

Laboratory: ARI

# of Samples	Matrix	Prep Method	Analysis Method	Reporting Units
158	SX	SW3545	AK102/103	mg/Kg
49	WX	SW3510C	AK102/103	mg/L
11	SX	SW3550B	AK102/103	mg/Kg

Laboratory: SAS

# of Samples	Matrix	Prep Method	Analysis Method	Reporting Units
17	SX	METHOD	AK103	mg/Kg
17	SX	METHOD	AK102	mg/Kg
6	WX	METHOD	AK103	mg/L
6	WX	METHOD	AK102	mg/L

Samples analyzed by this method are identified in Table 1.

5.1 Holding Time

All samples were prepared and analyzed within the required technical holding time except the following:

Laboratory: ARI

Lab ID	Field ID	Matrix	Collected	Prepared*	Analyzed	Holding Time (Days)		RTHT ¹ (Days)		Q ²	Bias	RC
						Prep	Anal	Prep	Anal			
DK21ARE	01NE35GW102	WX	7/24/01	8/2/01	8/4/01	9	2	7	40	J/UJ	L	e
*Date received by laboratory:		7/25/01										

Lab ID	Field ID	Matrix	Collected	Prepared*	Analyzed	Holding Time (Days)		RTHT ¹ (Days)		Q ²	Bias	RC
						Prep	Anal	Prep	Anal			
DK48ARE	01NE35GW101	WX	7/25/01	8/2/01	8/4/01	8	2	7	40	J/UJ	L	e
DK48BRE	01NE35GW103	WX	7/25/01	8/2/01	8/4/01	8	2	7	40	J/UJ	L	e
DK48DRE	01NE35GW201	WX	7/25/01	8/2/01	8/4/01	8	2	7	40	J/UJ	L	e
*Date received by laboratory:		7/27/01										

Lab ID	Field ID	Matrix	Collected	Prepared*	Analyzed	Holding Time (Days)		RTHT ¹ (Days)		Q ²	Bias	RC
						Prep	Anal	Prep	Anal			
DN40G-RE	01NE29SD120	SX	8/21/01	9/10/01	9/19/01	20	9	14	40	J/UJ	L	e
DN40H-RE	01NE29SD121	SX	8/21/01	9/10/01	9/19/01	20	9	14	40	J/UJ	L	e
DN40I-RE	01NE29SD122	SX	8/21/01	9/10/01	9/19/01	20	9	14	40	J/UJ	L	e
DN40A-RE	01NE29SD123	SX	8/21/01	9/21/01	9/24/01	31	3	14	40	J/UJ	L	e
DN40B-RE	01NE29SD124	SX	8/21/01	9/10/01	9/18/01	20	8	14	40	J/UJ	L	e
DN40C-RE	01NE29SD125	SX	8/21/01	9/10/01	9/18/01	20	8	14	40	J/UJ	L	e
DN40N-RE	01NE29SD126	SX	8/21/01	9/10/01	9/19/01	20	9	14	40	J/UJ	L	e
DN40M-RE	01NE29SD127	SX	8/21/01	9/10/01	9/19/01	20	9	14	40	J/UJ	L	e
DN40E-RE	01NE29SD128	SX	8/21/01	9/10/01	9/18/01	20	8	14	40	J/UJ	L	e
DN40F-RE	01NE29SD129	SX	8/21/01	9/10/01	9/18/01	20	8	14	40	J/UJ	L	e
DN40D-RE	01NE29SD225	SX	8/21/01	9/10/01	9/18/01	20	8	14	40	J/UJ	L	e
*Date received by laboratory:		8/24/01										

Lab ID	Field ID	Matrix	Collected	Prepared*	Analyzed	Holding Time (Days)		RTHT ¹ (Days)		Q ²	Bias	RC
						Prep	Anal	Prep	Anal			
SDG:	DN53											
DN53B-RE	01NE09SW107	WX	8/23/01	9/5/01	9/6/01	13	1	7	40	J/UJ	L	e
DN53G-RE	01NE09SW108	WX	8/23/01	9/5/01	9/6/01	13	1	7	40	J/UJ	L	e
DN53A-RE	01NE09SW109	WX	8/23/01	9/5/01	9/6/01	13	1	7	40	J/UJ	L	e
DN53F-RE	01NE09SW207	WX	8/23/01	9/5/01	9/6/01	13	1	7	40	J/UJ	L	e
*Date received by laboratory:			8/25/01									

Lab ID	Field ID	Matrix	Collected	Prepared*	Analyzed	Holding Time (Days)		RTHT ¹ (Days)		Q ²	Bias	RC
						Prep	Anal	Prep	Anal			
SDG:	DN68											
DN68F-RE	01NE09SD114	SX	8/24/01	9/12/01	9/13/01	19	1	14	40	J/UJ	L	e
*Date received by laboratory:			8/28/01									

Lab ID	Field ID	Matrix	Collected	Prepared*	Analyzed	Holding Time (Days)		RTHT ¹ (Days)		Q ²	Bias	RC
						Prep	Anal	Prep	Anal			
SDG:	DN71											
DN71D-RE	01NE09MW103	WX	8/26/01	9/12/01	9/15/01	17	3	7	40	J/UJ	L	e
*Date received by laboratory:			8/28/01									

Lab ID	Field ID	Matrix	Collected	Prepared*	Analyzed	Holding Time (Days)		RTHT ¹ (Days)		Q ²	Bias	RC
						Prep	Anal	Prep	Anal			
SDG:	DN73											
DN73G-RE	01NE04WP102	WX	8/25/01	9/5/01	9/7/01	11	2	7	40	J/UJ	L	e
DN73H-RE	01NE04WP103	WX	8/25/01	9/5/01	9/10/01	11	5	7	40	J/UJ	L	e
DN73F-RE	01NE04WP104	WX	8/25/01	9/5/01	9/7/01	11	2	7	40	J/UJ	L	e
DN73C-RE	01NE06WP103	WX	8/25/01	9/5/01	9/7/01	11	2	7	40	J/UJ	L	e
DN73M-RE	01NE21SW114	WX	8/21/01	9/5/01	9/7/01	15	2	7	40	J/UJ	L	e
DN73M	01NE21SW114	WX	8/21/01	8/29/01	8/31/01	8	2	7	40	J/UJ	L	e
DN73A-RE	01NE30WP101	WX	8/25/01	9/5/01	9/7/01	11	2	7	40	J/UJ	L	e
DN73D-RE	01NE31SW101	WX	8/24/01	9/5/01	9/7/01	12	2	7	40	J/UJ	L	e
DN73E-RE	01NE31SW102	WX	8/24/01	9/5/01	9/7/01	12	2	7	40	J/UJ	L	e
*Date received by laboratory:			8/28/01									

¹ Required technical holding time established for the method

² According to the Functional Guidelines for Organic Data Review, if sample preparation or analysis holding time is exceeded, flag detected and nondetected results as estimated

5.2 Surrogates

All surrogate recoveries were within the required limits except the following:

Laboratory: ARI

SDG: DN69

Lab ID	Field ID	Matrix	Dil		% Rec	Recovery ¹ Limits	Q ²	Bias	RC
			Factor	Surrogate					
DN69B	01NE21SB170	SX	20	o-terphenyl	0	10 - 117	none*	NA	NA
DN69C	01NE21SS170	SX	20	o-terphenyl	0	10 - 117	none*	NA	NA
DN69G	01NE21SS173	SX	20	o-terphenyl	0	10 - 117	none*	NA	NA
DN69H	01NE21SD113	SX	20	o-terphenyl	0	10 - 117	none*	NA	NA
DN69O	01NE31SS122	SX	100	o-terphenyl	0	10 - 117	none*	NA	NA

5.2 Surrogates (cont.)

Laboratory: ARI

SDG: DN04

Lab ID	Field ID	Matrix	Dil		% Rec	Recovery ¹		Q ²	Bias	RC
			Factor	Surrogate		Limits				
DN04C	01NE28SD119	SX	100	o-terphenyl	0	50 - 150	none*	NA	NA	
DN04D	01NE28SD120	SX	1	o-terphenyl	36	50 - 150	J/UJ	L	b	
DN04D-RE	01NE28SD120	SX	1	o-terphenyl	45	50 - 150	J/UJ	L	b	
DN04F	01NE28SD122	SX	1	o-terphenyl	34	50 - 150	J/UJ	L	b	
DN04F-RE	01NE28SD122	SX	1	o-terphenyl	36	50 - 150	J/UJ	L	b	
DN04G	01NE28SD123	SX	1	o-terphenyl	33	50 - 150	J/UJ	L	b	
DN04G-RE	01NE28SD123	SX	1	o-terphenyl	42	50 - 150	J/UJ	L	b	
DN04L	01NE28SD128	SX	20	o-terphenyl	0	50 - 150	none*	NA	NA	
DN04O	01NE28SD130	SX	20	o-terphenyl	0	50 - 150	none*	NA	NA	
DN04P	01NE28SD131	SX	200	o-terphenyl	0	50 - 150	none*	NA	NA	
DN04Q	01NE28SD132	SX	200	o-terphenyl	0	50 - 150	none*	NA	NA	

SDG: DN05

Lab ID	Field ID	Matrix	Dil		% Rec	Recovery ¹		Q ²	Bias	RC
			Factor	Surrogate		Limits				
DN05A	01NE28SD153	SX	200	o-terphenyl	0	50 - 150	none*	NA	NA	
DN05B	01NE28SD154	SX	100	o-terphenyl	0	50 - 150	none*	NA	NA	
DN05C	01NE28SD155	SX	500	o-terphenyl	0	50 - 150	none*	NA	NA	
DN05D	01NE28SD156	SX	500	o-terphenyl	0	50 - 150	none*	NA	NA	
DN05E	01NE28SD157	SX	200	o-terphenyl	0	50 - 150	none*	NA	NA	
DN05F	01NE28SD158	SX	40	o-terphenyl	0	50 - 150	none*	NA	NA	
DN05G	01NE28SD253	SX	200	o-terphenyl	0	50 - 150	none*	NA	NA	
DN05H	01NE28SD257	SX	200	o-terphenyl	0	50 - 150	none*	NA	NA	

SDG: DN06

Lab ID	Field ID	Matrix	Dil		% Rec	Recovery ¹		Q ²	Bias	RC
			Factor	Surrogate		Limits				
DN06B	01NE28SD136	SX	200	o-terphenyl	0	50 - 150	none*	NA	NA	
DN06F	01NE28SD140	SX	40	o-terphenyl	0	50 - 150	none*	NA	NA	
DN06J	01NE28SD143	SX	100	o-terphenyl	0	50 - 150	none*	NA	NA	
DN06K	01NE28SD144	SX	40	o-terphenyl	0	50 - 150	none*	NA	NA	
DN06L	01NE28SD145	SX	20	o-terphenyl	0	50 - 150	none*	NA	NA	
DN06M	01NE28SD146	SX	100	o-terphenyl	0	50 - 150	none*	NA	NA	
DN06N	01NE28SD147	SX	100	o-terphenyl	0	50 - 150	none*	NA	NA	
DN06O	01NE28SD148	SX	40	o-terphenyl	0	50 - 150	none*	NA	NA	
DN06P	01NE28SD149	SX	100	o-terphenyl	0	50 - 150	none*	NA	NA	
DN06Q	01NE28SD150	SX	40	o-terphenyl	0	50 - 150	none*	NA	NA	
DN06R	01NE28SD151	SX	100	o-terphenyl	0	50 - 150	none*	NA	NA	

Laboratory: ARI

SDG: DN06

Lab ID	Field ID	Matrix	Dil Factor	Surrogate	% Rec	Recovery Limits ¹	Q ²	Bias	RC
DN06S	01NE28SD251	SX	100	o-terphenyl	0	50 - 150	none*	NA	NA
DN06T	01NE28SD152	SX	40	o-terphenyl	0	50 - 150	none*	NA	NA

SDG: DN07

Lab ID	Field ID	Matrix	Dil Factor	Surrogate	% Rec	Recovery Limits ¹	Q ²	Bias	RC
DN07A	01NE06TP101	SX	10	o-terphenyl	0	50 - 150	none*	NA	NA
DN07C	01NE06TP102	SX	50	o-terphenyl	0	50 - 150	none*	NA	NA
DN07P	01NE07SS127	SX	20	o-terphenyl	0	50 - 150	none*	NA	NA

SDG: DN38

Lab ID	Field ID	Matrix	Dil Factor	Surrogate	% Rec	Recovery Limits ¹	Q ²	Bias	RC
DN38J	01NE28SD167	SX	200	o-terphenyl	0	50 - 150	none*	NA	NA
DN38K	01NE28SD168	SX	100	o-terphenyl	0	50 - 150	none*	NA	NA
DN38L	01NE28SD169	SX	500	o-terphenyl	0	50 - 150	none*	NA	NA
DN38M	01NE28SD170	SX	500	o-terphenyl	0	50 - 150	none*	NA	NA

SDG: DN39

Lab ID	Field ID	Matrix	Dil Factor	Surrogate	% Rec	Recovery Limits ¹	Q ²	Bias	RC
DN39A	01NE28SD159	SX	1000	o-terphenyl	0	50 - 150	none*	NA	NA
DN39B-DL	01NE28SD160	SX	1000	o-terphenyl	0	50 - 150	none*	NA	NA
DN39C	01NE28SD161	SX	20	o-terphenyl	0	50 - 150	none*	NA	NA
DN39C-DL	01NE28SD161	SX	1000	o-terphenyl	0	50 - 150	none*	NA	NA
DN39D	01NE28SD163	SX	20	o-terphenyl	0	50 - 150	none*	NA	NA
DN39D-DL	01NE28SD163	SX	1000	o-terphenyl	0	50 - 150	none*	NA	NA
DN39E-DL	01NE28SD164	SX	1000	o-terphenyl	0	50 - 150	none*	NA	NA
DN39F	01NE28SD263	SX	20	o-terphenyl	0	50 - 150	none*	NA	NA
DN39F-DL	01NE28SD263	SX	1000	o-terphenyl	0	50 - 150	none*	NA	NA
DN39H	01NE28SD172	SX	1	o-terphenyl	13	50 - 150	J/UJ	L	b
DN39H-DL	01NE28SD172	SX	10	o-terphenyl	0	50 - 150	none*	NA	NA
DN39K	01NE28SD175	SX	1	o-terphenyl	45	50 - 150	J/UJ	L	b
DN39L	01NE28SD176	SX	1	o-terphenyl	31	50 - 150	J/UJ	L	b
DN39M	01NE28SD271	SX	1	o-terphenyl	41	50 - 150	J/UJ	L	b
DN39O	01NE28SD177	SX	50	o-terphenyl	0	50 - 150	none*	NA	NA
DN39P	01NE28SD178	SX	20	o-terphenyl	0	50 - 150	none*	NA	NA
DN39P-DL	01NE28SD178	SX	200	o-terphenyl	0	50 - 150	none*	NA	NA
DN39Q	01NE28SD179	SX	100	o-terphenyl	0	50 - 150	none*	NA	NA
DN39R	01NE28SD180	SX	100	o-terphenyl	0	50 - 150	none*	NA	NA
DN39S	01NE28SD181	SX	20	o-terphenyl	0	50 - 150	none*	NA	NA

Laboratory: ARI

SDG: DN39

Lab ID	Field ID	Matrix	Dil Factor	Surrogate	% Rec	Recovery Limits ¹	Q ²	Bias	RC
DN39T	01NE28SD182	SX	20	o-terphenyl	0	50 - 150	none*	NA	NA

SDG: DN55

Lab ID	Field ID	Matrix	Dil Factor	Surrogate	% Rec	Recovery Limits ¹	Q ²	Bias	RC
DN55C	01NE33SS103	SX	20	o-terphenyl	0	50 - 150	none*	NA	NA

SDG: DN68

Lab ID	Field ID	Matrix	Dil Factor	Surrogate	% Rec	Recovery Limits ¹	Q ²	Bias	RC
DN68F	01NE09SD114	SX	1	o-terphenyl	42	50 - 150	J/UJ	L	b
DN68F-RE	01NE09SD114	SX	1	o-terphenyl	40	50 - 150	J/UJ	L	b
DN68S	01NE32SS101	SX	200	o-terphenyl	0	50 - 150	none*	NA	NA
DN68T	01NE32SS102	SX	200	o-terphenyl	0	50 - 150	none*	NA	NA
DN68U	01NE32SS103	SX	20	o-terphenyl	0	50 - 150	none*	NA	NA
DN68V	01NE32SS104	SX	20	o-terphenyl	0	50 - 150	none*	NA	NA

SDG: DN71

Lab ID	Field ID	Matrix	Dil Factor	Surrogate	% Rec	Recovery Limits ¹	Q ²	Bias	RC
DN71D	01NE09MW103	WX	1	o-terphenyl	24	50 - 150	J/UJ	L	b
DN71D-RE	01NE09MW103	WX	1	o-terphenyl	19	50 - 150	J/UJ	L	b

SDG: DN78

Lab ID	Field ID	Matrix	Dil Factor	Surrogate	% Rec	Recovery Limits ¹	Q ²	Bias	RC
DN78A	01NE31SS105	SX	50	o-terphenyl	0	50 - 150	none*	NA	NA
DN78B	01NE31SS205	SX	50	o-terphenyl	0	50 - 150	none*	NA	NA
DN78F	01NE31SS109	SX	5	o-terphenyl	40	50 - 150	J/UJ	L	b
DN78H	01NE31SS111	SX	1	o-terphenyl	40	50 - 150	J/UJ	L	b
DN78I	01NE31SS112	SX	1	o-terphenyl	36	50 - 150	J/UJ	L	b
DN78K	01NE31SS114	SX	20	o-terphenyl	0	50 - 150	none*	NA	NA
DN78L	01NE31SS115	SX	4	o-terphenyl	24	50 - 150	J/UJ	L	b
DN78M	01NE31SS116	SX	20	o-terphenyl	0	50 - 150	none*	NA	NA
DN78N	01NE31SS117	SX	20	o-terphenyl	0	50 - 150	none*	NA	NA
DN78O	01NE31SS118	SX	20	o-terphenyl	0	50 - 150	none*	NA	NA
DN78P	01NE31SS119	SX	50	o-terphenyl	0	50 - 150	none*	NA	NA
DN78Q	01NE31SS120	SX	50	o-terphenyl	0	50 - 150	none*	NA	NA
DN78R	01NE31SS220	SX	100	o-terphenyl	0	50 - 150	none*	NA	NA
DN78S	01NE31SS125	SX	1	o-terphenyl	32	50 - 150	J/UJ	L	b

Laboratory: SAS

Laboratory: SAS

SDG: 100413

Lab ID	Field ID	Matrix	Dil		% Rec	Recovery ¹		Q ²	Bias	RC
			Factor	Surrogate		Limits				
100413L04	01NE28SD363	SX	50	o-terphenyl	0	50 - 150	none*	NA	NA	

SDG: 100492

Lab ID	Field ID	Matrix	Dil		% Rec	Recovery ¹		Q ²	Bias	RC
			Factor	Surrogate		Limits				
100492L05	01NE31SS320	SX	20	n-triacontane-d62	0	50 - 150	none*	NA	NA	

¹ Laboratory-established limits

² According to the Functional Guidelines for Organic Data Review, if the surrogate recovery is > UCL, flag detected results J; if the surrogate recovery is < LCL, flag detected results J and non-detects UJ; if the surrogate recovery is less than 10%, flag detected results J and non-detects UR

* qualifiers do not apply if the sample was diluted by >5 times and the recovery is <LCL

5.3 Blanks

Method blanks were analyzed at the minimum required frequency. Diesel range organics were reported as non-detected in all cases except the following:

Laboratory: ARI
Project ID: DN73
Prep Date: 8/29/01
MB Batch ID: TD0827E-01
Matrix: WQ

Analyte	Result	PQL	Units	Q ¹	Bias	RC
diesel range organics	0.34	0.25	mg/L			

Affected Samples:	Sample ID	Field ID	Result	PQL	Units	Q	Bias	RC
	DN73C	01NE06WP103	0.29	0.25	mg/L	B	H	a
	DN73F	01NE04WP104	0.96	0.25	mg/L	B	H	a
	DN73G	01NE04WP102	1.4	1.2	mg/L	B	H	a

¹ According to the National Functional Guidelines for Organic Data Review, any compound detected in a blank that was also detected in an associated sample is qualified if the sample result is less than 10x the blank concentration for common laboratory contaminants, or 5x for all other analytes. Flagging for this project is modified to "B" at the amount found in the sample.

Field blanks were not collected for analysis by this method.

5.4 Matrix Spike/Matrix Spike Duplicates

MS/MSDs were analyzed at the required frequency. All recoveries and RPDs were within the required limits except the following:

Laboratory: SAS
Prep Date: 8/29/01
Prep Batch ID: DS0407
Spiked Sample: 01NE28SD371
Matrix: SX
Dil Factor: 1

ANALYTE	Sample Result mg/Kg	Spike Conc. mg/Kg	% Recovery		Limits ¹	MS/MSD RPD	Limit ¹	Q ²	Bias	RC
			MS	MSD						
residual range organics	2000	1800	78.4	136	60 - 140	54	50	J/UJ	N	f

Associated

Samples: 01NE29SD325 (100413-01) 01NE28SD375 (100413-02)
 01NE28SD371 (100413-03) 01NE28SD363 (100413-04)
 01NE29SD314 (100413-05) 01NE28SD363 (100413L04)

Laboratory: ARI
Prep Date: 8/24/01
Prep Batch ID: TD0823C-01
Spiked Sample: 01NE28SD158
Matrix: SX
Dil Factor: 40

ANALYTE	Sample Result mg/Kg	Spike Conc. mg/Kg	% Recovery		Limits ¹	MS/MSD RPD	Limit ¹	Q ²	Bias	RC
			MS	MSD						
diesel range organics	3800	68.2	968	4910	26 - 132	134	30	J/UJ	H	c f

Associated

Samples: 01NE28SD153 (DN05A) 01NE28SD154 (DN05B)
 01NE28SD155 (DN05C) 01NE28SD156 (DN05D)
 01NE28SD157 (DN05E) 01NE28SD158 (DN05F)
 01NE28SD253 (DN05G) 01NE28SD257 (DN05H)

Laboratory: ARI
Prep Date: 8/27/01
Prep Batch ID: TD0823D-01
Spiked Sample: 01NE28SD139
Matrix: SX
Dil Factor: 10

ANALYTE	Sample Result mg/Kg	Spike Conc. mg/Kg	% Recovery		Limits ¹	MS/MSD RPD	Limit ¹	Q ²	Bias	RC
			MS	MSD						
diesel range organics	520	117	133	13.7	26 - 132	163	30	J/UJ	L	c f

Associated Samples:

01NE28SD135	(DN06A)	01NE28SD136	(DN06B)
01NE28SD137	(DN06C)	01NE28SD138	(DN06D)
01NE28SD139	(DN06E)	01NE28SD140	(DN06F)
01NE28SD239	(DN06G)	01NE28SD141	(DN06H)
01NE28SD142	(DN06I)	01NE28SD143	(DN06J)
01NE28SD144	(DN06K)	01NE28SD145	(DN06L)
01NE28SD146	(DN06M)	01NE28SD147	(DN06N)
01NE28SD148	(DN06O)	01NE28SD149	(DN06P)
01NE28SD150	(DN06Q)	01NE28SD151	(DN06R)
01NE28SD251	(DN06S)	01NE28SD152	(DN06T)

Laboratory: ARI
Prep Date: 9/3/01
Prep Batch ID: TD0831A-01
Spiked Sample: 01NE09SD113
Matrix: SX
Dil Factor: 1

ANALYTE	Sample Result mg/Kg	Spike Conc. mg/Kg	% Recovery		Limits ¹	MS/MSD RPD	Limit ¹	Q ²	Bias	RC
			MS	MSD						
diesel range organics	270	305	42	182	26 - 132	186	30	J/UJ	H	c f

Associated Samples:

01NE09SD107	(DN76D)	01NE09SD108	(DN76E)
01NE30SS101	(DN76F)	01NE30SD101	(DN76G)
01NE30SS103	(DN76H)	01NE30SS102	(DN76I)
01NE09SD109	(DN76J)	01NE09SD213	(DN76K)
01NE24SD114	(DN76L)	01NE24SD115	(DN76M)
01NE32SS105	(DN76N)	01NE09SD113	(DN76P)

Laboratory: ARI
Prep Date: 9/4/01
Prep Batch ID: TD0831B-01
Spiked Sample: 01NE21SS269
Matrix: SX
Dil Factor: 5

ANALYTE	Sample Result mg/Kg	Spike Conc. mg/Kg	% Recovery		Limits ¹	MS/MSD RPD	Limit ¹	Q ²	Bias	RC
			MS	MSD						
diesel range organics	220	275	57.5	143	26 - 132	147	30	J/UJ	H	c f

Associated

Samples:

01NE21SS169	(DN68A)	01NE21SS269	(DN68B)
01NE09SD114	(DN68F)	01NE09SD114	(DN68F-RE)
01NE31SS101	(DN68N)	01NE31SS102	(DN68O)
01NE31SS103	(DN68Q)	01NE31SS104	(DN68R)
01NE32SS101	(DN68S)	01NE32SS102	(DN68T)
01NE32SS103	(DN68U)	01NE32SS104	(DN68V)

Laboratory: ARI
Prep Date: 9/6/01
Prep Batch ID: TD0831C-01
Spiked Sample: 01NE31SS121
Matrix: SX
Dil Factor: 5

ANALYTE	Sample Result mg/Kg	Spike Conc. mg/Kg	% Recovery		Limits ¹	MS/MSD RPD	Limit ¹	Q ²	Bias	RC
			MS	MSD						
diesel range organics	47	86.4	85	64	26 - 132	75.9	30	J/UJ	N	f

Associated

Samples:

01NE21SB169	(DN69A)	01NE21SB170	(DN69B)
01NE21SS170	(DN69C)	01NE21SB171	(DN69D)
01NE21SS171	(DN69E)	01NE21SS172	(DN69F)
01NE21SS173	(DN69G)	01NE21SD113	(DN69H)
01NE21SD114	(DN69I)	01NE31SS121	(DN69N)
01NE31SS122	(DN69O)	01NE31SS123	(DN69P)
01NE31SS124	(DN69Q)	01NE31SS221	(DN69R)

¹ Laboratory-established limits

² If the MS or MSD recovery is < LCL apply J to all detected results, apply UJ to all non-detects; if the MS or MSD recovery is > UCL apply J to all detected results; if the MS/MSD RPD is > UCL apply J to all detected results, apply UJ to all non-detects. For this review, qualifiers will apply to the spiked sample only

5.4 Sample Duplicates

Sample duplicates were also analyzed. Precision between the primary and duplicate sample results was acceptable in all cases except the following:

Laboratory: ARI

Analyte	Primary Sample		Replicate Sample		RPD	Units	RPD Limit ¹	Q ²	Bias	RC
	01NE09SD107 DN76D	SX	01NE09SD107 DN76DDP	SX						
diesel range organics	320	J	220		37	mg/Kg	30	J/UJ	N	f

Laboratory: ARI

Analyte	Primary Sample		Replicate Sample		RPD	Units	RPD Limit ¹	Q ²	Bias	RC
	01NE28SD118 DN04B	SX	01NE28SD118 DN04BDP	SX						
diesel range organics	330	J	520		45	mg/Kg	30	J/UJ	N	f

Laboratory: SAS

Analyte	Primary Sample		Replicate Sample		RPD	Units	RPD Limit ¹	Q ²	Bias	RC
	01NE31SS321 100492-11	SX	01NE31SS321 100492R11	SX						
diesel range organics	54	J	29		60	mg/Kg	50	J/UJ	N	f

¹

Laboratory-established Limits

²

According to the Functional Guidelines for Organic Data Review, If the duplicate RPD exceeds the UCL, flag the original sample as estimated J/UJ

5.5 Laboratory Control Samples

Laboratory control samples were analyzed at the required frequency. All recoveries and RPDs were within the required limits.

5.6 Quantitation Limits

The practical quantitation limits (PQLs) achieved by the laboratories were acceptable relative to the estimated quantitation limits (EQL) suggested by this method for aqueous and soil samples. Project specific reporting limits were met by both labs for water. Five detected results were below the quantitation limit, and are flagged "J". Results below the reporting limit are considered qualitatively acceptable, but quantitatively unreliable, due to the uncertainty in precision near the limit of detection.

5.7 Other Qualifications

The following detected results are estimated due to calibration range exceedance:

Laboratory: SAS
Project ID: 100302

Lab ID	Field ID	Matrix	Dil Factor	Analyte	Result	PQL	Units	Q	Bias	RC
100302-04	01NE28SD351	SX	1	diesel range organics	17000	54	mg/Kg	J	N	o
100302-05	01NE28SD353	SX	1	diesel range organics	13000	36	mg/Kg	J	N	o

Laboratory: SAS
Project ID: 100492

Lab ID	Field ID	Matrix	Dil Factor	Analyte	Result	PQL	Units	Q	Bias	RC
100492-05	01NE31SS320	SX	1	residual range organics	14000	33	mg/Kg	J	N	o

Laboratory: ARI
Project ID: DN39

Lab ID	Field ID	Matrix	Dil Factor	Analyte	Result	PQL	Units	Q	Bias	RC
DN39B	01NE28SD160	SX	10	diesel range organics	58000	50	mg/Kg	J	N	o
DN39C	01NE28SD161	SX	20	diesel range organics	60000	100	mg/Kg	J	N	o
DN39D	01NE28SD163	SX	20	diesel range organics	49000	100	mg/Kg	J	N	o
DN39E	01NE28SD164	SX	10	diesel range organics	48000	50	mg/Kg	J	N	o
DN39F	01NE28SD263	SX	20	diesel range organics	50000	100	mg/Kg	J	N	o
DN39H	01NE28SD172	SX	1	diesel range organics	5200	22	mg/Kg	J	N	o
DN39P	01NE28SD178	SX	20	diesel range organics	42000	160	mg/Kg	J	N	o

Laboratory: ARI
Project ID: DN55

Lab ID	Field ID	Matrix	Dil Factor	Analyte	Result	PQL	Units	Q	Bias	RC
DN55H	01NE34SS106	SX	4	diesel range organics	1200	20	mg/Kg	J	N	o

¹ According to the Functional Guidelines, any result that exceeds the calibration range should be flagged as estimated

Compounds detected at concentrations exceeding the calibration range are quantitatively unreliable. The samples listed above were appropriately diluted and reanalyzed.

5.8 QA / QC Triplicates

Twenty-three sets of QA / QC triplicate samples were collected for analysis by this method. A disagreement of greater than three times (when all results are above the RL) or greater than five times (when one result is nondetected) or three times (when one result is less than the RL) was found for the following primary, QC and QA triplicate sets:

Matrix: SX

Lab ID	Field ID	Analyte	Result	Units	Q	Bias	RC
DN05E	01NE28SD157	Primary Sample	diesel range organics	15000	mg/Kg		
DN05H	01NE28SD257	QC Dup of 01NE28SD157	diesel range organics	18000	mg/Kg		
100302-06	01NE28SD357	QA Dup of 01NE28SD157	diesel range organics	3700	mg/Kg		

Matrix: SX

Lab ID	Field ID	Analyte	Result	Units	Q	Bias	RC
DN78A	01NE31SS105	Primary Sample	diesel range organics	3400	mg/Kg		
DN78B	01NE31SS205	QC Dup of 01NE31SS105	diesel range organics	3700	mg/Kg		
100492-06	01NE31SS305	QA Dup of 01NE31SS105	diesel range organics	990	mg/Kg		

No data were qualified on the basis of field duplicate precision.

A major disagreement of greater than five times (when all results are above the RL) or greater than ten times (when one result is nondetected) or greater than five times when (one result is less than the RL) was found for the following primary, QC and QA triplicate sets:

Matrix: SX

Lab ID	Field ID	Analyte	Result	Units	Q	Bias	RC
DN78A	01NE31SS105	Primary Sample	motor oil	< 500	mg/Kg	UJ	N n
DN78B	01NE31SS205	QC Dup of 01NE31SS105	motor oil	< 500	mg/Kg	UJ	N n
100492-06	01NE31SS305	QA Dup of 01NE31SS105	residual range organi	43	mg/Kg	J	N n

Matrix: SX

Lab ID	Field ID	Analyte	Result	Units	Q	Bias	RC
DN06E	01NE28SD139	Primary Sample	diesel range organics	520	mg/Kg	J	N c,f,n
DN06G	01NE28SD239	QC Dup of 01NE28SD139	diesel range organics	610	mg/Kg	J	N n
100302-08	01NE28SD339	QA Dup of 01NE28SD139	diesel range organics	64	mg/Kg	J	N m,n

Results for these samples have been flagged "n".

5.9 Additional Comments

Due to elevated temperature, diesel/residual range organics results for sample 01NE35GW301 are qualified as estimated. Results should be considered minimum values.

Some samples required dilutions to accurately quantitate diesel range organics (see section 5.7). All reporting limits and concentrations were adjusted for the dilutions. Nondetected residual range organics and results within the calibration range should be used from the original analysis, and DRO results outside the calibration range (flagged o) should be used from the appropriate dilutions.

Overall Assessment

Major and minor data quality deficiencies were found, resulting in a significant amount of qualified data. No data were rejected. Most qualifications made were due to surrogate recovery problems, and poor accuracy and/or precision in the matrix spikes and sample duplicates indicating matrix effect. Tables 4 through 14 list all qualified sample results, by data quality indicator and analysis type. Results that were qualified as estimated or nondetected are useable for limited purposes. All other data generated by this method should be considered useable as reported.

6.0 Organochlorine Pesticides / PCBs

The following number of samples were prepared and analyzed by the listed methods:

Laboratory: ARI

# of Samples	Matrix	Prep Method	Analysis Method	Reporting Units
156	SX	SW3550B	SW8082	µg/Kg
38	SX	SW3550B	SW8081	µg/Kg
31	WX	SW3510C	SW8082	µg/L

Laboratory: SAS

# of Samples	Matrix	Prep Method	Analysis Method	Reporting Units
15	SX	SW3550	SW8082	mg/Kg
4	WX	SW3510	SW8082	µg/L
1	SX	SW3550	SW8081A	µg/Kg

Samples analyzed by this method are identified in Table 1.

6.1 Holding Time

All samples were prepared and analyzed within the required technical holding time except the following:

Laboratory: ARI

SDG: DN40

Lab ID	Field ID	Matrix	Collected	Prepared*	Analyzed	Holding Time (Days)		RTHT (Days)		Q ²	Bias	RC
						Prep	Anal	Prep	Anal			
DN40G-RE	01NE29SD120	SX	8/21/01	9/5/01	9/7/01	15	2	14	40	J/UJ	L	e
DN40H-RE	01NE29SD121	SX	8/21/01	9/5/01	9/7/01	15	2	14	40	J/UJ	L	e
DN40I-RE	01NE29SD122	SX	8/21/01	9/5/01	9/7/01	15	2	14	40	J/UJ	L	e
DN40A-RE	01NE29SD123	SX	8/21/01	9/5/01	9/7/01	15	2	14	40	J/UJ	L	e
DN40B-RE	01NE29SD124	SX	8/21/01	9/5/01	9/7/01	15	2	14	40	J/UJ	L	e
DN40C-RE	01NE29SD125	SX	8/21/01	9/5/01	9/7/01	15	2	14	40	J/UJ	L	e
DN40N-RE	01NE29SD126	SX	8/21/01	9/5/01	9/7/01	15	2	14	40	J/UJ	L	e
DN40M-RE	01NE29SD127	SX	8/21/01	9/5/01	9/7/01	15	2	14	40	J/UJ	L	e
DN40E-RE	01NE29SD128	SX	8/21/01	9/5/01	9/7/01	15	2	14	40	J/UJ	L	e
DN40F-RE	01NE29SD129	SX	8/21/01	9/5/01	9/7/01	15	2	14	40	J/UJ	L	e
DN40D-RE	01NE29SD225	SX	8/21/01	9/5/01	9/7/01	15	2	14	40	J/UJ	L	e

*Date received by laboratory: 8/24/01

SDG: DN73

Lab ID	Field ID	Matrix	Collected	Prepared*	Analyzed	Holding Time (Days)		RTHT (Days)		Q ²	Bias	RC
						Prep	Anal	Prep	Anal			
DN73M	01NE21SW11	WX	8/21/01	8/29/01	8/31/01	8	2	7	40	J/UJ	L	e

*Date received by laboratory: 8/28/01

Laboratory: SAS

SDG: 100492

Lab ID	Field ID	Matrix	Collected	Prepared*	Analyzed	Holding Time (Days)		RTHT (Days)		Q ²	Bias	RC
						Prep	Anal	Prep	Anal			
100492-13	01NE09SD313	SX	8/24/01	9/10/01	9/10/01	17	0	14	40	J/UJ	L	e
100492-12	01NE14SS303	SX	8/24/01	9/10/01	9/10/01	17	0	14	40	J/UJ	L	e
100492-04	01NE21SS369	SX	8/24/01	9/10/01	9/10/01	17	0	14	40	J/UJ	L	e
100492-10	01NE31SS302	SX	8/24/01	9/10/01	9/10/01	17	0	14	40	J/UJ	L	e

*Date received by laboratory: 8/28/01

¹ Required technical holding time established for the method

² According to the Functional Guidelines for Organic Data Review, if sample preparation or analysis holding time is exceeded, flag detected and nondetected results as estimated

6.2 Surrogates

All surrogate recoveries were within the required limits except the following:

Laboratory: ARI

SDG: DN04

Lab ID	Field ID	Matrix	Dil Factor	Surrogate	% Rec	Recovery Limits ¹	Q ²	Bias	RC
DN04P-RE	01NE28SD131	SX	1	decachlorobiphenyl	38.2	39 - 132	J/UJ	L	b

SDG: DN07

Lab ID	Field ID	Matrix	Dil Factor	Surrogate	% Rec	Recovery Limits ¹	Q ²	Bias	RC
DN07G	01NE28SD113	SX	1	tetrachloro-m-xylene	24.8	34 - 128	J/UJ	L	b
DN07P-DL	01NE07SS127	SX	20	tetrachloro-m-xylene	0	34 - 128	none*	NA	NA
				decachlorobiphenyl	0	39 - 132	none*	NA	NA

SDG: DN38

Lab ID	Field ID	Matrix	Dil Factor	Surrogate	% Rec	Recovery Limits ¹	Q ²	Bias	RC
DN38J	01NE28SD167	SX	4	tetrachloro-m-xylene	32	34 - 128	J/UJ	L	b

SDG: DN39

Lab ID	Field ID	Matrix	Dil Factor	Surrogate	% Rec	Recovery Limits ¹	Q ²	Bias	RC
DN39H	01NE28SD172	SX	1	tetrachloro-m-xylene	33.2	34 - 128	J/UJ	L	b

SDG: DN68

Lab ID	Field ID	Matrix	Dil Factor	Surrogate	% Rec	Recovery Limits ¹	Q ²	Bias	RC
DN68U	01NE32SS103	SX	1	decachlorobiphenyl	37.5	41 - 128	J/UJ	L	b
DN68V	01NE32SS104	SX	1	tetrachloro-m-xylene	118	40 - 116	J/none	H	b

SDG: DN69

Lab ID	Field ID	Matrix	Dil Factor	Surrogate	% Rec	Recovery Limits ¹	Q ²	Bias	RC
DN69K-DL	01NE14SS102	SX	20	decachlorobiphenyl	0	39 - 132	none*	NA	NA
				tetrachloro-m-xylene	0	34 - 128	none*	NA	NA

SDG: DN71

Lab ID	Field ID	Matrix	Dil Factor	Surrogate	% Rec	Recovery Limits ¹	Q ²	Bias	RC
DN71D	01NE09MW10	WX	1	decachlorobiphenyl	19	22 - 139	J/UJ	L	b

Laboratory: ARI

SDG: DN76

Lab ID	Field ID	Matrix	Dil Factor	Surrogate	% Rec	Recovery Limits ¹	Q ²	Bias	RC
DN76N	01NE32SS105	SX	1	decachlorobiphenyl	38.2	41 - 128	J/UJ	L	b

SDG: DQ74

Lab ID	Field ID	Matrix	Dil Factor	Surrogate	% Rec	Recovery Limits ¹	Q ²	Bias	RC
DQ74A	01NE16SS167	SX	1	decachlorobiphenyl	40	41 - 128	J/UJ	L	b
DQ74B	01NE16SS168	SX	1	decachlorobiphenyl	29.2	41 - 128	J/UJ	L	b
				tetrachloro-m-xylene	38.8	40 - 116	J/UJ	L	b
DQ74B-DL	01NE16SS168	SX	5	decachlorobiphenyl	36.2	41 - 128	J/UJ	L	b
DQ74C	01NE28SD183	SX	1	decachlorobiphenyl	35.2	41 - 128	J/UJ	L	b
DQ74D	01NE28SD184	SX	1	decachlorobiphenyl	35.8	41 - 128	J/UJ	L	b
DQ74E	01NE28SD185	SX	1	decachlorobiphenyl	34.5	41 - 128	J/UJ	L	b
DQ74E-DL	01NE28SD185	SX	40	tetrachloro-m-xylene	0	40 - 116	none*	NA	NA
				decachlorobiphenyl	0	41 - 128	none*	NA	NA
DQ74F-DL	01NE28SD186	SX	20	decachlorobiphenyl	0	41 - 128	none*	NA	NA
				tetrachloro-m-xylene	0	40 - 116	none*	NA	NA
DQ74G	01NE28SD187	SX	1	decachlorobiphenyl	31.8	41 - 128	J/UJ	L	b
DQ74J	01NE28SD190	SX	1	decachlorobiphenyl	32.2	41 - 128	J/UJ	L	b
				tetrachloro-m-xylene	31	40 - 116	J/UJ	L	b
DQ74K	01NE28SD191	SX	1	decachlorobiphenyl	38.2	41 - 128	J/UJ	L	b
DQ74L	01NE28SD192	SX	1	decachlorobiphenyl	36.2	41 - 128	J/UJ	L	b
				tetrachloro-m-xylene	38.2	40 - 116	J/UJ	L	b
DQ74M	01NE28SD292	SX	1	decachlorobiphenyl	38.8	41 - 128	J/UJ	L	b
				tetrachloro-m-xylene	39.5	40 - 116	J/UJ	L	b
DQ74N	01NE28SD285	SX	1	decachlorobiphenyl	34	41 - 128	J/UJ	L	b
DQ74N-DL	01NE28SD285	SX	20	tetrachloro-m-xylene	0	40 - 116	none*	NA	NA
				decachlorobiphenyl	0	41 - 128	none*	NA	NA

¹ Laboratory-established limits

² According to the Functional Guidelines for Organic Data Review, if the surrogate recovery is > UCL, flag detected results J; if the surrogate recovery is < LCL, flag detected results J and non-detects UJ; if the surrogate recovery is less than 10%, flag detected results J and non-detects UR

6.3 Blanks

Method blanks were analyzed at the minimum required frequency. All target compounds were reported as non-detected in all cases.

Field blanks were not collected for analysis by this method.

6.4 Matrix Spike/Matrix Spike Duplicates

MS/MSDs were analyzed at the required frequency. All recoveries and RPDs were within the required limits except the following:

Laboratory: ARI
 SDG: DN68
 Prep Date: 9/3/01
 Prep Batch ID: PE0831A-01
 Spiked Sample: 01NE31SS102
 Matrix: SX
 Dil Factor: 1

ANALYTE	Sample Result µg/Kg	Spike Conc. µg/Kg	% Recovery		Limits ¹	MS/MSD RPD	Limit ¹	Q ²	Bias	RC
			MS	MSD						
4,4'-DDT	< 97	37	403	414	35 - 117	28	NA	J/none	H	c

Associated Samples:

01NE31SS101	(DN68N)	01NE31SS101	(DN68N-DL)
01NE31SS102	(DN68O)	01NE31SS102	(DN68O-DL)
01NE31SS202	(DN68P)	01NE31SS202	(DN68P-DL)
01NE31SS103	(DN68Q)	01NE31SS103	(DN68Q-DL)
01NE31SS104	(DN68R)	01NE31SS104	(DN68R-DL)
01NE32SS103	(DN68U)	01NE32SS104	(DN68V)
01NE31SS121	(DN69N)	01NE31SS122	(DN69O)
01NE31SS122	(DN69O-DL)	01NE31SS123	(DN69P)
01NE31SS123	(DN69P-DL)	01NE31SS124	(DN69Q)
01NE32SS105	(DN76N)		

Laboratory: SAS
SDG: 100492
Prep Date: 9/5/01
Prep Batch ID: PE1416
Spiked Sample: 01NE31SS302
Matrix: SX
Dil Factor: 1

ANALYTE	Sample Result µg/Kg	Spike Conc. µg/Kg	% Recovery		Limits ¹	MS/MSD RPD	Limit ¹	Q ²	Bias	RC
			MS	MSD						
endrin	< 2.3	53.4	1050	1010	45 - 145	-3.9	22	J/none	H	c
dieldrin	< 2.3	53.4	464	450	47 - 135	-3.1	26	J/none	H	c
4,4'-DDT	< 2.3	53.4	764	743	47 - 135	-2.8	26	J/none	H	c

Associated Samples: 01NE31SS302 (100492-10)

¹ Laboratory-established limits

² If the MS or MSD recovery is < LCL apply J to all detected results, apply UJ to all non-detects; if the MS or MSD recovery is > UCL apply J to all detected results; if the MS/MSD RPD is > UCL apply J to all detected results, apply UJ to all non-detects. For this review, qualifiers will apply to the spiked sample only

6.5 Laboratory Control Samples

Laboratory control samples were analyzed at the required frequency. All recoveries and RPDs were within the required limits.

6.6 Quantitation Limits

The practical quantitation limits (PQLs) achieved by the laboratories were acceptable relative to the estimated quantitation limits (EQL) suggested by this method for aqueous and soil matrix samples. All detected results reported were above the quantitation limit. Project specific reporting limits were met by both laboratories for water.

6.7 Other Qualifications

The following detected results are estimated due to calibration range exceedance:

Laboratory: ARI

Project ID: DN68

Lab ID	Field ID	Matrix	Dil Factor	Analyte	Result	PQL	Units	Q	Bias	RC
DN68O	01NE31SS102	SX	1	aroclor 1260	3200	37	µg/Kg	J	N	o
DN68Q	01NE31SS103	SX	1	aroclor 1260	3000	35	µg/Kg	J	N	o
DN68R	01NE31SS104	SX	1	aroclor 1260	3200	35	µg/Kg	J	N	o

Laboratory: ARI

Project ID: DQ74

Lab ID	Field ID	Matrix	Dil Factor	Analyte	Result	PQL	Units	Q	Bias	RC
DQ74B	01NE16SS168	SX	1	4,4'-DDT	140	3.8	µg/Kg	J	N	o
DQ74C	01NE28SD183	SX	1	4,4'-DDD	200	7	µg/Kg	J	N	o
DQ74F	01NE28SD186	SX	1	4,4'-DDD	290	5	µg/Kg	J	N	o

¹ According to the Functional Guidelines, any result that dil exceeds the calibration range should be flagged as estimated

Compounds detected at concentrations exceeding the calibration range are quantitatively unreliable. The samples listed above were appropriately diluted and reanalyzed.

6.8 QA / QC Triplicates

Nineteen sets of QA / QC triplicate samples were collected for analysis by this method. All samples were reported as nondetected for all target compounds.

6.9 Additional Comments

In some cases aroclor reporting limits were elevated due to matrix interference. In some samples, high levels of aroclor 1260 saturated the detector during analysis, and therefore aroclor 1260 could not be reported on the undiluted run and was reported from the dilution. Throughout the project only aroclor 1242 was used as the matrix spike and LCS spiking compound although this analyte was not detected.

Overall Assessment

Minor data quality deficiencies were found, resulting in a significant amount of qualified data. No data were rejected. Most qualifications made were due to low surrogate recovery indicating matrix effect. Tables 4 through 14 list all qualified sample results, by data quality indicator and analysis type. Results that were qualified as estimated or nondetected are useable for limited purposes. All other data generated by this method should be considered useable as reported.

7.0 Polynuclear Aromatic Hydrocarbons

The following number of samples were prepared and analyzed by the listed methods:

Laboratory: ARI

# of Samples	Matrix	Prep Method	Analysis Method	Reporting Units
113	SX	SW3550B	8270SIM	µg/Kg
25	WX	SW3520C	8270SIM	µg/L

Laboratory: SAS

# of Samples	Matrix	Prep Method	Analysis Method	Reporting Units
12	SX	SW3550	SW8270C	µg/Kg
3	WX	SW3510	SW8270C	µg/L

Samples analyzed by this method are identified in Table 1.

7.1 Holding Time

All samples were prepared and analyzed within the required technical holding time except the following:

Laboratory: ARI

Lab ID	Field ID	Matrix	Collected	Prepared*	Analyzed	Holding Time (Days)		RTHT ¹ (Days)		Q ²	Bias	RC
						Prep	Anal	Prep	Anal			
SDG: DN04												
DN04S-REDL	01NE28SD134	SX	8/18/01	9/5/01	9/7/01	18	2	14	40	J/UJ	L	e
DN04S-RE	01NE28SD134	SX	8/18/01	9/5/01	9/6/01	18	1	14	40	J/UJ	L	e

*Date received by laboratory: 8/21/01

Lab ID	Field ID	Matrix	Collected	Prepared*	Analyzed	Holding Time (Days)		RTHT ¹ (Days)		Q ²	Bias	RC
						Prep	Anal	Prep	Anal			
SDG: DN06												
DN06H-RE	01NE28SD141	SX	8/19/01	9/5/01	9/6/01	17	1	14	40	J/UJ	L	e
DN06L-RE	01NE28SD145	SX	8/19/01	9/5/01	9/6/01	17	1	14	40	J/UJ	L	e
DN06Q-REDL	01NE28SD150	SX	8/19/01	9/5/01	9/7/01	17	2	14	40	J/UJ	L	e
DN06Q-RE	01NE28SD150	SX	8/19/01	9/5/01	9/6/01	17	1	14	40	J/UJ	L	e

*Date received by laboratory: 8/21/01

Lab ID	Field ID	Matrix	Collected	Prepared*	Analyzed	Holding Time (Days)		RTHT ¹ (Days)		Q ²	Bias	RC
						Prep	Anal	Prep	Anal			
SDG: DN39												
DN39K-RE	01NE28SD175	SX	8/20/01	9/6/01	9/7/01	17	1	14	40	J/UJ	L	e

*Date received by laboratory: 8/24/01

Lab ID	Field ID	Matrix	Collected	Prepared*	Analyzed	Holding Time (Days)		RTHT ¹ (Days)		Q ²	Bias	RC
						Prep	Anal	Prep	Anal			
SDG: DN40												
DN40C-RE	01NE29SD125	SX	8/21/01	9/6/01	9/7/01	16	1	14	40	J/UJ	L	e
DN40N-RE	01NE29SD126	SX	8/21/01	9/6/01	9/7/01	16	1	14	40	J/UJ	L	e
DN40E-RE	01NE29SD128	SX	8/21/01	9/6/01	9/7/01	16	1	14	40	J/UJ	L	e

*Date received by laboratory: 8/24/01

Lab ID	Field ID	Matrix	Collected	Prepared*	Analyzed	Holding Time (Days)		RTHT ¹ (Days)		Q ²	Bias	RC
						Prep	Anal	Prep	Anal			
SDG: DN55												
DN55D-RE	01NE34SS101	SX	8/23/01	9/12/01	9/17/01	20	5	14	40	J/UJ	L	e

*Date received by laboratory: 8/25/01

Lab ID	Field ID	Matrix	Collected	Prepared*	Analyzed	Holding Time (Days)		RTHT ¹ (Days)		Q ²	Bias	RC
						Prep	Anal	Prep	Anal			
DN76E-RE	01NE09SD108	SX	8/23/01	9/12/01	9/17/01	20	5	14	40	J/UJ	L	e
DN76P-RE	01NE09SD113	SX	8/24/01	9/12/01	9/18/01	19	6	14	40	J/UJ	L	e
DN76H-RE	01NE30SS103	SX	8/24/01	9/12/01	9/17/01	19	5	14	40	J/UJ	L	e

*Date received by laboratory: 8/28/01

¹ Required technical holding time established for the method

² According to the Functional Guidelines for Organic Data Review, if sample preparation or analysis holding time is exceeded, flag detected and nondetected results as estimated

7.2 Surrogates

All surrogate recoveries were within the required limits except the following:

Laboratory: ARI		SDG: DN04								
Lab ID	Field ID	Matrix	Dil Factor	Surrogate	% Rec	Recovery Limits ¹	Q ²	Bias	RC	
DN04I-DL	01NE28SD125	SX	50	d14-dibenzo(a,h)anthracene	0	30 - 160	none*	NA	NA	
				d10-2-methylnaphthalene	0	30 - 160	none*	NA	NA	
DN04M-DL	01NE28SD225	SX	50	d10-2-methylnaphthalene	0	30 - 160	none*	NA	NA	
				d14-dibenzo(a,h)anthracene	0	30 - 160	none*	NA	NA	
DN04S	01NE28SD134	SX	50	d14-dibenzo(a,h)anthracene	0	30 - 160	none*	NA	NA	
				d10-2-methylnaphthalene	0	30 - 160	none*	NA	NA	
SDG: DN05										
Lab ID	Field ID	Matrix	Dil Factor	Surrogate	% Rec	Recovery Limits ¹	Q ²	Bias	RC	
DN05F-DL	01NE28SD158	SX	50	d14-dibenzo(a,h)anthracene	0	30 - 160	none*	NA	NA	
				d10-2-methylnaphthalene	0	30 - 160	none*	NA	NA	
SDG: DN06										
Lab ID	Field ID	Matrix	Dil Factor	Surrogate	% Rec	Recovery Limits ¹	Q ²	Bias	RC	
DN06H	01NE28SD141	SX	1	d14-dibenzo(a,h)anthracene	29.7	30 - 160	J/UJ	L	b	
DN06H-DL	01NE28SD141	SX	3	d14-dibenzo(a,h)anthracene	27	30 - 160	J/UJ	L	b	
DN06J-DL	01NE28SD143	SX	40	d10-2-methylnaphthalene	0	30 - 160	none*	NA	NA	
				d14-dibenzo(a,h)anthracene	0	30 - 160	none*	NA	NA	
DN06K-DL	01NE28SD144	SX	40	d10-2-methylnaphthalene	0	30 - 160	none*	NA	NA	
				d14-dibenzo(a,h)anthracene	0	30 - 160	none*	NA	NA	
DN06L	01NE28SD145	SX	50	d14-dibenzo(a,h)anthracene	0	30 - 160	none*	NA	NA	
				d10-2-methylnaphthalene	0	30 - 160	none*	NA	NA	
DN06L-DL	01NE28SD145	SX	100	d10-2-methylnaphthalene	0	30 - 160	none*	NA	NA	
				d14-dibenzo(a,h)anthracene	0	30 - 160	none*	NA	NA	
DN06O-DL	01NE28SD148	SX	30	d10-2-methylnaphthalene	0	30 - 160	none*	NA	NA	
				d14-dibenzo(a,h)anthracene	0	30 - 160	none*	NA	NA	
DN06Q	01NE28SD150	SX	50	d14-dibenzo(a,h)anthracene	0	30 - 160	none*	NA	NA	
				d10-2-methylnaphthalene	0	30 - 160	none*	NA	NA	
SDG: DN07										
Lab ID	Field ID	Matrix	Dil Factor	Surrogate	% Rec	Recovery Limits ¹	Q ²	Bias	RC	
DN07I-DL	01NE28SD115	SX	20	d10-2-methylnaphthalene	0	30 - 160	none*	NA	NA	
				d14-dibenzo(a,h)anthracene	0	30 - 160	none*	NA	NA	

Laboratory: ARI		SDG: DN38				1			
Lab ID	Field ID	Matrix	Dil Factor	Surrogate	% Rec	Recovery Limits	Q	Bias	RC
DN38A	01NE29SD114	SX	1	d14-dibenzo(a,h)anthracene	26.7	30 - 160	J/UJ	L	b
DN38L	01NE28SD169	SX	1	d14-dibenzo(a,h)anthracene	170	30 - 160	J/none	H	b
SDG: DN39						1			
Lab ID	Field ID	Matrix	Dil Factor	Surrogate	% Rec	Recovery Limits	Q	Bias	RC
DN39K	01NE28SD175	SX	3	d10-2-methylnaphthalene	19	30 - 160	J/UJ	L	b
				d14-dibenzo(a,h)anthracene	29	30 - 160	J/UJ	L	b
DN39K-RE	01NE28SD175	SX	1	d14-dibenzo(a,h)anthracene	24	30 - 160	J/UJ	L	b
				d10-2-methylnaphthalene	19	30 - 160	J/UJ	L	b
SDG: DN40						1			
Lab ID	Field ID	Matrix	Dil Factor	Surrogate	% Rec	Recovery Limits	Q	Bias	RC
DN40E	01NE29SD128	SX	3	d10-2-methylnaphthalene	9	30 - 160	J/UR	L	b
				d14-dibenzo(a,h)anthracene	21	30 - 160	J/UJ	L	b
DN40N	01NE29SD126	SX	3	d14-dibenzo(a,h)anthracene	20	30 - 160	J/UJ	L	b
				d10-2-methylnaphthalene	11	30 - 160	J/UJ	L	b
DN40N-RE	01NE29SD126	SX	3	d10-2-methylnaphthalene	26	30 - 160	J/UJ	L	b
SDG: DN55						1			
Lab ID	Field ID	Matrix	Dil Factor	Surrogate	% Rec	Recovery Limits	Q	Bias	RC
DN55D	01NE34SS101	SX	1	d10-2-methylnaphthalene	26	30 - 160	J/UJ	L	b
				d14-dibenzo(a,h)anthracene	16	30 - 160	J/UJ	L	b
SDG: DN76						1			
Lab ID	Field ID	Matrix	Dil Factor	Surrogate	% Rec	Recovery Limits	Q	Bias	RC
DN76E	01NE09SD108	SX	3	d14-dibenzo(a,h)anthracene	25	30 - 160	J/UJ	L	b
DN76H	01NE30SS103	SX	3	d14-dibenzo(a,h)anthracene	29	30 - 160	J/UJ	L	b
DN76P	01NE09SD113	SX	3	d14-dibenzo(a,h)anthracene	23	30 - 160	J/UJ	L	b
Laboratory: SAS		SDG: 100302				1			
Lab ID	Field ID	Matrix	Dil Factor	Surrogate	% Rec	Recovery Limits	Q	Bias	RC
100302-02	01NE28SD311	SX	1	2-fluorobiphenyl	50	55 - 148	none*	NA	NA
100302-05	01NE28SD353	SX	10	2-fluorobiphenyl	34	55 - 148	none*	NA	NA
100302L03	01NE28SD325	SX	10	nitrobenzene-d5	178	51 - 159	J/none	H	b

Laboratory: SAS

SDG: 100302

Lab ID	Field ID	Matrix	Dil Factor	Surrogate	% Rec	Recovery Limits ¹	Q ²	Bias	RC
100302L04	01NE28SD351	SX	100	p-terphenyl-d14	0	43 - 148	none*	NA	NA
				nitrobenzene-d5	0	51 - 159	none*	NA	NA
				2-fluorobiphenyl	0	55 - 148	none*	NA	NA

SDG: 100413

Lab ID	Field ID	Matrix	Dil Factor	Surrogate	% Rec	Recovery Limits ¹	Q ²	Bias	RC
100413-04	01NE28SD363	SX	100	nitrobenzene-d5	0	51 - 159	none*	NA	NA
				2-fluorobiphenyl	0	55 - 148	none*	NA	NA
				p-terphenyl-d14	0	43 - 148	none*	NA	NA
100413-05	01NE29SD314	SX	1	2-fluorobiphenyl	50.4	55 - 148	none*	NA	NA

SDG: 100492

Lab ID	Field ID	Matrix	Dil Factor	Surrogate	% Rec	Recovery Limits ¹	Q ²	Bias	RC
100492-13	01NE09SD313	SX	1	2-fluorobiphenyl	45	55 - 148	none*	NA	NA

SDG: 100553

Lab ID	Field ID	Matrix	Dil Factor	Surrogate	% Rec	Recovery Limits ¹	Q ²	Bias	RC
100553-01	01NE07WP302	WX	1	p-terphenyl-d14	40.6	48 - 137	J/UJ	L	b
				2-fluorobiphenyl	44.3	59 - 126	J/UJ	L	b

¹ Laboratory-established limits

² According to the Functional Guidelines for Organic Data Review, for base/neutral or acid fractions as applicable; if the recoveries for any two surrogates in one fraction are > UCL, flag detected results J; if the recoveries for any two surrogates in one fraction are < LCL, flag detected results J and non-detects UJ; if any surrogate recovery in one fraction is less than 10%, flag detected results J and non-detects UR

* qualifiers do not apply if the sample was diluted by >5 times and the recovery is <LCL

7.3 Blanks

Method blanks were analyzed at the minimum required frequency. All target compounds were reported as nondetected.

Blanks (cont.)

Field blanks were not collected for analysis by this method.

7.4 Matrix Spike/Matrix Spike Duplicates

MS/MSDs were analyzed at the required frequency. All recoveries and RPDs were within the required limits except the following:

Laboratory: SAS
Prep Date: 8/24/01
Prep Batch ID: SS0361
Spiked Sample: 01NE28SD311
Matrix: SX
Dil Factor: 1

Analyte	Sample Result µg/Kg	Spike Conc. µg/Kg	% Recovery		Limits ¹	MS/MSD RPD	Limit ¹	Q ²	Bias	RC
			MS	MSD						
phenanthrene	55	454	166	86	54 - 149	55.1	35	J/UJ	H	c f
fluoranthene	110	454	255	145	53 - 153	48.8	34	J/UJ	H	c f
pyrene	66	454	149	102	54 - 136	31.2	40	J/none	H	c

Associated

Samples:

01NE28SD311	(100302-02)	01NE28SD325	(100302-03)
01NE28SD351	(100302-04)	01NE28SD353	(100302-05)
01NE28SD357	(100302-06)	01NE28SD339	(100302-08)
01NE28SD325	(100302L03)	01NE28SD351	(100302L04)

Laboratory: SAS
Prep Date: 8/27/01
Prep Batch ID: SS0364
Spiked Sample: 01NE29SD325
Matrix: SX
Dil Factor: 1

Analyte	Sample Result µg/Kg	Spike Conc. µg/Kg	% Recovery		Limits ¹	MS/MSD RPD	Limit ¹	Q ²	Bias	RC
			MS	MSD						
benzo(b)fluoranthene	< 2	111	83.2	131	48 - 149	45	38	J/UJ	N	f
benzo(k)fluoranthene	< 2	111	62.6	99.6	47 - 143	46	42	J/UJ	N	f

Associated

Samples:

01NE29SD325	(100413-01)	01NE28SD375	(100413-02)
01NE28SD371	(100413-03)	01NE28SD363	(100413-04)
01NE29SD314	(100413-05)		

¹ Laboratory-established recovery limits

² If the MS or MSD recovery is < LCL apply J to all detected results, apply UJ to all non-detects; if the MS or MSD recovery is > UCL apply J to all detected results; if the MS/MSD RPD is > UCL apply J to all detected results, apply UJ to all non-detects. For this review, qualifiers apply to the spiked sample only

7.5 Laboratory Control Samples

Laboratory control samples were analyzed at the required frequency. All recoveries and RPDs were within the required limits except the following:

Laboratory: ARI
LCS Batch ID: SM0824D-01
Prep Date: 8/28/01
Matrix: SX

Analyte	LCS	LCSD	RPD	Limits ¹		Q ²	Bias	RC
				% Rec	RPD			
phenanthrene	116	NA	NA	48 - 112	30	J/none	H	d
benzo(k)fluoranthene	135	NA	NA	44 - 123	30	J/none	H	d
Associated Samples: 01NE28SD149 (DN06P)								

¹ Laboratory-established Limits

² For specific compounds in all samples associated with the preparation batch - if the LCS recovery is > UCL apply J to all detected results; if the LCS recovery is < LCL apply J to all detected results, apply UR to all non-detects; if the RPD is > UCL, apply J to all detected results, apply UJ to all nondetects

7.6 Quantitation Limits

The practical quantitation limits (PQLs) achieved by SAS were acceptable relative to the estimated quantitation limits (EQL) suggested by this method for aqueous and soil samples. Reporting limits at ARI were high for many compounds in soils. In addition, reporting limits varied significantly from sample to sample. Project specific reporting limits were met for water by both laboratories. One detected result was below the quantitation limit, and is flagged "J". Results below the reporting limit are considered qualitatively acceptable, but quantitatively unreliable, due to the uncertainty in precision near the limit of detection.

7.7 Other Qualifications

The following detected results are estimated due to calibration range exceedance:

Project ID: 100302

Lab ID	Field ID	Matrix	Dil Factor	Analyte	Result	PQL	Units	Q	Bias	RC
100302-03	01NE28SD325	SX	1	2-methylnaphthalene	1900	3.2	µg/Kg	J	N	o
100302-04	01NE28SD351	SX	10	2-methylnaphthalene	19000	23	µg/Kg	J	N	o

Project ID: DN04

Lab ID	Field ID	Matrix	Dil Factor	Analyte	Result	PQL	Units	Q	Bias	RC
DN04D	01NE28SD120	SX	1	2-methylnaphthalene	5500	12	µg/Kg	J	N	o
				naphthalene	1600	12	µg/Kg	J	N	o
DN04G	01NE28SD123	SX	1	naphthalene	1500	14	µg/Kg	J	N	o
DN04H	01NE28SD124	SX	1	2-methylnaphthalene	5000	6.2	µg/Kg	J	N	o
				naphthalene	3500	6.2	µg/Kg	J	N	o
DN04I	01NE28SD125	SX	5	2-methylnaphthalene	5600	20	µg/Kg	J	N	o
				naphthalene	3100	20	µg/Kg	J	N	o
DN04K	01NE28SD127	SX	1	2-methylnaphthalene	30000	190	µg/Kg	J	N	o
DN04M	01NE28SD225	SX	10	2-methylnaphthalene	9700	37	µg/Kg	J	N	o
				naphthalene	4400	37	µg/Kg	J	N	o
DN04N	01NE28SD129	SX	1	2-methylnaphthalene	3700	7.7	µg/Kg	J	N	o
				naphthalene	4700	7.7	µg/Kg	J	N	o
DN04S-RE	01NE28SD134	SX	1	2-methylnaphthalene	25000	160	µg/Kg	J	N	o

Project ID: DN05

Lab ID	Field ID	Matrix	Dil Factor	Analyte	Result	PQL	Units	Q	Bias	RC
DN05B	01NE28SD154	SX	1	2-methylnaphthalene	18000	140	µg/Kg	J	N	o
DN05C	01NE28SD155	SX	1	2-methylnaphthalene	260000	910	µg/Kg	J	N	o
				naphthalene	130000	910	µg/Kg	J	N	o
DN05D	01NE28SD156	SX	1	2-methylnaphthalene	250000	930	µg/Kg	J	N	o
				naphthalene	110000	930	µg/Kg	J	N	o
DN05F	01NE28SD158	SX	1	2-methylnaphthalene	14000	34	µg/Kg	J	N	o
				naphthalene	6500	34	µg/Kg	J	N	o

Project ID: DN06

Lab ID	Field ID	Matrix	Dil Factor	Analyte	Result	PQL	Units	Q	Bias	RC
DN06E	01NE28SD139	SX	1	fluoranthene	890	4.6	µg/Kg	J	N	o
				phenanthrene	990	4.6	µg/Kg	J	N	o
				pyrene	1000	4.6	µg/Kg	J	N	o
DN06I	01NE28SD142	SX	1	2-methylnaphthalene	620	4.6	µg/Kg	J	N	o
DN06J	01NE28SD143	SX	1	2-methylnaphthalene	52000	140	µg/Kg	J	N	o

Project ID: DN06

Lab ID	Field ID	Matrix	Dil Factor	Analyte	Result	PQL	Units	Q	Bias	RC
				naphthalene	23000	140	µg/Kg	J	N	o
DN06K	01NE28SD144	SX	1	2-methylnaphthalene	41000	110	µg/Kg	J	N	o
				naphthalene	18000	110	µg/Kg	J	N	o
DN06L	01NE28SD145	SX	50	2-methylnaphthalene	33000	230	µg/Kg	J	N	o
DN06M	01NE28SD146	SX	1	2-methylnaphthalene	280000	700	µg/Kg	J	N	o
				naphthalene	140000	700	µg/Kg	J	N	o
DN06O	01NE28SD148	SX	1	2-methylnaphthalene	39000	120	µg/Kg	J	N	o
				naphthalene	17000	120	µg/Kg	J	N	o

Project ID: DN07

Lab ID	Field ID	Matrix	Dil Factor	Analyte	Result	PQL	Units	Q	Bias	RC
DN07I	01NE28SD115	SX	3	2-methylnaphthalene	6700	41	µg/Kg	J	N	o

Project ID: DN39

Lab ID	Field ID	Matrix	Dil Factor	Analyte	Result	PQL	Units	Q	Bias	RC
DN39C	01NE28SD161	SX	1	2-methylnaphthalene	260000	1600	µg/Kg	J	N	o

¹ According to the Functional Guidelines, any result that exceeds the calibration range should be flagged as estimated

Compounds detected at concentrations exceeding the calibration range are quantitatively unreliable. The listed samples were appropriately diluted and reanalyzed.

7.8 QA / QC Triplicates

Fourteen sets of QA / QC triplicate samples were collected for analysis by this method. A disagreement of greater than four times (soil), two times (water) (when all results were above the RL) or five times (when one result is nondetected) or greater than three times (when one result was below the RL) was found for the following target compounds in the primary, QC and QA triplicate sets:

Matrix: SX

Lab ID	Field ID		Analyte	Result	Units	Q	Bias	RC
DN04I	01NE28SD125	Primary Sample	acenaphthene	140	µg/Kg			
DN04M	01NE28SD225	QC Dup of 01NE28SD125	acenaphthene	270	µg/Kg			
100302-03	01NE28SD325	QA Dup of 01NE28SD125	acenaphthene	57	µg/Kg			

Matrix: SX

Lab ID	Field ID		Analyte	Result	Units	Q	Bias	RC
DN06R	01NE28SD151	Primary Sample	benzo(b)fluoranthene	< 700	µg/Kg	U		
DN06S	01NE28SD251	QC Dup of 01NE28SD151	benzo(b)fluoranthene	< 680	µg/Kg	U		
100302-04	01NE28SD351	QA Dup of 01NE28SD151	benzo(b)fluoranthene	86	µg/Kg			
DN06R	01NE28SD151	Primary Sample	chrysene	< 700	µg/Kg	U		
DN06S	01NE28SD251	QC Dup of 01NE28SD151	chrysene	< 680	µg/Kg	U		
100302-04	01NE28SD351	QA Dup of 01NE28SD151	chrysene	120	µg/Kg			

Matrix: SX

Lab ID	Field ID		Analyte	Result	Units	Q	Bias	RC
DN05A	01NE28SD153	Primary Sample	pyrene	< 670	µg/Kg	U		
DN05G	01NE28SD253	QC Dup of 01NE28SD153	pyrene	< 570	µg/Kg	U		
100302-05	01NE28SD353	QA Dup of 01NE28SD153	pyrene	85	µg/Kg			

Matrix: SX

Lab ID	Field ID		Analyte	Result	Units	Q	Bias	RC
DN38A	01NE29SD114	Primary Sample	acenaphthene	13	µg/Kg	J	L	b
DN38B	01NE29SD214	QC Dup of 01NE29SD114	acenaphthene	14	µg/Kg			
100413-05	01NE29SD314	QA Dup of 01NE29SD114	acenaphthene	< 3.4	µg/Kg	U		
DN38A	01NE29SD114	Primary Sample	pyrene	< 8.4	µg/Kg	UJ	L	b
DN38B	01NE29SD214	QC Dup of 01NE29SD114	pyrene	17	µg/Kg			
100413-05	01NE29SD314	QA Dup of 01NE29SD114	pyrene	< 3.4	µg/Kg	U		

Matrix: SX

Lab ID	Field ID		Analyte	Result	Units	Q	Bias	RC
DN07D	01NE28SD111	Primary Sample	phenanthrene	210	µg/Kg			
DN07E	01NE28SD211	QC Dup of 01NE28SD111	phenanthrene	48	µg/Kg			
100302-02	01NE28SD311	QA Dup of 01NE28SD111	phenanthrene	55	µg/Kg	J	N	c,f

No data were qualified on the basis of field duplicate precision.

7.8 QA / QC Triplicates (cont.)

A major disagreement of greater than five times (when all results are above the RL) or greater than five times (when one result is less than the RL) or greater than ten times (when one result is nondetected) was found for the following primary, QC and QA triplicate sets:

Matrix: SX

Lab ID	Field ID	Dup ID	Analyte	Result	Units	Q	Bias	RC
DN05E	01NE28SD157	Primary Sample	acenaphthene	200	µg/Kg	J	N	n
DN05H	01NE28SD257	QC Dup of 01NE28SD157	acenaphthene	< 71	µg/Kg	UJ	N	n
100302-06	01NE28SD357	QA Dup of 01NE28SD157	acenaphthene	< 20	µg/Kg	UJ	N	n
DN05E	01NE28SD157	Primary Sample	fluorene	200	µg/Kg	J	N	n
DN05H	01NE28SD257	QC Dup of 01NE28SD157	fluorene	< 71	µg/Kg	UJ	N	n
100302-06	01NE28SD357	QA Dup of 01NE28SD157	fluorene	< 20	µg/Kg	UJ	N	n

Matrix: SX

Lab ID	Field ID	Dup ID	Analyte	Result	Units	Q	Bias	RC
DN39D	01NE28SD163	Primary Sample	2-methylnaphthalene	2700 *	µg/Kg	J	N	n
DN39F	01NE28SD263	QC Dup of 01NE28SD163	2-methylnaphthalene	2700	µg/Kg	J	N	n
100413-04	01NE28SD363	QA Dup of 01NE28SD163	2-methylnaphthalene	< 210	µg/Kg	UJ	N	n
DN39D	01NE28SD163	Primary Sample	acenaphthene	2300 *	µg/Kg	J	N	n
DN39F	01NE28SD263	QC Dup of 01NE28SD163	acenaphthene	2400	µg/Kg	J	N	n
100413-04	01NE28SD363	QA Dup of 01NE28SD163	acenaphthene	< 210	µg/Kg	UJ	N	n
DN39D	01NE28SD163	Primary Sample	naphthalene	9500 *	µg/Kg	J	N	n
DN39F	01NE28SD263	QC Dup of 01NE28SD163	naphthalene	9700	µg/Kg	J	N	n
100413-04	01NE28SD363	QA Dup of 01NE28SD163	naphthalene	< 210	µg/Kg	UJ	N	n

Matrix: SX

Lab ID	Field ID	Dup ID	Analyte	Result	Units	Q	Bias	RC
DN06R	01NE28SD151	Primary Sample	acenaphthene	1200 *	µg/Kg	J	N	n
DN06S	01NE28SD251	QC Dup of 01NE28SD151	acenaphthene	1500	µg/Kg	J	N	n
100302-04	01NE28SD351	QA Dup of 01NE28SD151	acenaphthene	< 23	µg/Kg	UJ	N	n
DN06R	01NE28SD151	Primary Sample	acenaphthylene	< 700 *	µg/Kg	UJ	N	n
DN06S	01NE28SD251	QC Dup of 01NE28SD151	acenaphthylene	< 680	µg/Kg	UJ	N	n
100302-04	01NE28SD351	QA Dup of 01NE28SD151	acenaphthylene	< 23	µg/Kg	UJ	N	n
DN06R	01NE28SD151	Primary Sample	benzo(k)fluoranthene	< 700 *	µg/Kg	UJ	N	n
DN06S	01NE28SD251	QC Dup of 01NE28SD151	benzo(k)fluoranthene	< 680	µg/Kg	UJ	N	n
100302-04	01NE28SD351	QA Dup of 01NE28SD151	benzo(k)fluoranthene	23	µg/Kg	J	N	n
DN06R	01NE28SD151	Primary Sample	fluorene	2400	µg/Kg	J	N	n
DN06S	01NE28SD251	QC Dup of 01NE28SD151	fluorene	2400	µg/Kg	J	N	n
100302-04	01NE28SD351	QA Dup of 01NE28SD151	fluorene	< 23	µg/Kg	UJ	N	n

Matrix: SX

Lab ID	Field ID	Dup ID	Analyte	Result	Units	Q	Bias	RC
DN38A	01NE29SD114	Primary Sample	fluoranthene	< 8.4	µg/Kg	UJ	L	b,n
DN38B	01NE29SD214	QC Dup of 01NE29SD114	fluoranthene	36	µg/Kg	J	N	n
100413-05	01NE29SD314	QA Dup of 01NE29SD114	fluoranthene	< 3.4	µg/Kg	UJ	N	n
DN38A	01NE29SD114	Primary Sample	phenanthrene	11	µg/Kg	J	L	b,n
DN38B	01NE29SD214	QC Dup of 01NE29SD114	phenanthrene	63	µg/Kg	J	N	n
100413-05	01NE29SD314	QA Dup of 01NE29SD114	phenanthrene	< 3.4	µg/Kg	UJ	N	n

Matrix: SX

Lab ID	Field ID	Dup ID	Analyte	Result	Units	Q	Bias	RC
DN06E	01NE28SD139	Primary Sample	2-methylnaphthalene	34	µg/Kg	J	N	n
DN06G	01NE28SD239	QC Dup of 01NE28SD139	2-methylnaphthalene	14	µg/Kg	J	N	n
100302-08	01NE28SD339	QA Dup of 01NE28SD139	2-methylnaphthalene	4	µg/Kg	J	N	n
DN06E	01NE28SD139	Primary Sample	acenaphthene	100	µg/Kg	J	N	n
DN06G	01NE28SD239	QC Dup of 01NE28SD139	acenaphthene	8.6	µg/Kg	UJ	N	n
100302-08	01NE28SD339	QA Dup of 01NE28SD139	acenaphthene	< 3.6	µg/Kg	UJ	N	n
DN06E	01NE28SD139	Primary Sample	anthracene	33	µg/Kg	J	N	n
DN06G	01NE28SD239	QC Dup of 01NE28SD139	anthracene	< 4.8	µg/Kg	UJ	N	n
100302-08	01NE28SD339	QA Dup of 01NE28SD139	anthracene	< 3.6	µg/Kg	UJ	N	n
DN06E	01NE28SD139	Primary Sample	benzo(a)anthracene	230	µg/Kg	J	N	n
DN06G	01NE28SD239	QC Dup of 01NE28SD139	benzo(a)anthracene	< 4.8	µg/Kg	UJ	N	n
100302-08	01NE28SD339	QA Dup of 01NE28SD139	benzo(a)anthracene	< 7.3	µg/Kg	UJ	N	n
DN06E	01NE28SD139	Primary Sample	benzo(a)pyrene	320	µg/Kg	J	N	n
DN06G	01NE28SD239	QC Dup of 01NE28SD139	benzo(a)pyrene	< 4.8	µg/Kg	UJ	N	n
100302-08	01NE28SD339	QA Dup of 01NE28SD139	benzo(a)pyrene	< 3.6	µg/Kg	UJ	N	n
DN06E	01NE28SD139	Primary Sample	benzo(b)fluoranthene	420	µg/Kg	J	N	n
DN06G	01NE28SD239	QC Dup of 01NE28SD139	benzo(b)fluoranthene	< 4.8	µg/Kg	UJ	N	n
100302-08	01NE28SD339	QA Dup of 01NE28SD139	benzo(b)fluoranthene	< 3.6	µg/Kg	UJ	N	n
DN06E	01NE28SD139	Primary Sample	benzo(g,h,i)perylene	71	µg/Kg	J	N	n
DN06G	01NE28SD239	QC Dup of 01NE28SD139	benzo(g,h,i)perylene	< 4.8	µg/Kg	UJ	N	n
100302-08	01NE28SD339	QA Dup of 01NE28SD139	benzo(g,h,i)perylene	< 3.6	µg/Kg	UJ	N	n
DN06E	01NE28SD139	Primary Sample	benzo(k)fluoranthene	300	µg/Kg	J	N	n
DN06G	01NE28SD239	QC Dup of 01NE28SD139	benzo(k)fluoranthene	< 4.8	µg/Kg	UJ	N	n
100302-08	01NE28SD339	QA Dup of 01NE28SD139	benzo(k)fluoranthene	< 3.6	µg/Kg	UJ	N	n
DN06E	01NE28SD139	Primary Sample	chrysene	380	µg/Kg	J	N	n
DN06G	01NE28SD239	QC Dup of 01NE28SD139	chrysene	< 4.8	µg/Kg	UJ	N	n
100302-08	01NE28SD339	QA Dup of 01NE28SD139	chrysene	< 7.3	µg/Kg	UJ	N	n
DN06E	01NE28SD139	Primary Sample	dibenzo(a,h)anthracene	29	µg/Kg	J	N	n
DN06G	01NE28SD239	QC Dup of 01NE28SD139	dibenzo(a,h)anthracene	< 4.8	µg/Kg	UJ	N	n
100302-08	01NE28SD339	QA Dup of 01NE28SD139	dibenzo(a,h)anthracene	< 3.6	µg/Kg	UJ	N	n
DN06E	01NE28SD139	Primary Sample	dibenzofuran	75	µg/Kg	J	N	n
DN06G	01NE28SD239	QC Dup of 01NE28SD139	dibenzofuran	< 4.8	µg/Kg	UJ	N	n
DN06E	01NE28SD139	Primary Sample	fluoranthene	890	µg/Kg	J	N	n,o
DN06G	01NE28SD239	QC Dup of 01NE28SD139	fluoranthene	< 4.8	µg/Kg	UJ	N	n
100302-08	01NE28SD339	QA Dup of 01NE28SD139	fluoranthene	< 3.6	µg/Kg	UJ	N	n
DN06E	01NE28SD139	Primary Sample	fluorene	100	µg/Kg	J	N	n
DN06G	01NE28SD239	QC Dup of 01NE28SD139	fluorene	7.2	µg/Kg	J	N	n
100302-08	01NE28SD339	QA Dup of 01NE28SD139	fluorene	< 3.6	µg/Kg	UJ	N	n
DN06E	01NE28SD139	Primary Sample	indeno(1,2,3,c,d)pyrene	89	µg/Kg	J	N	n
DN06G	01NE28SD239	QC Dup of 01NE28SD139	indeno(1,2,3,c,d)pyrene	< 4.8	µg/Kg	UJ	N	n
100302-08	01NE28SD339	QA Dup of 01NE28SD139	indeno(1,2,3,c,d)pyrene	< 3.6	µg/Kg	UJ	N	n

Matrix: SX

Lab ID	Field ID	Dup ID	Analyte	Result	Units	Q	Bias	RC
DN06E	01NE28SD139	Primary Sample	naphthalene	50	µg/Kg	J	N	n
DN06G	01NE28SD239	QC Dup of 01NE28SD139	naphthalene	14	µg/Kg	J	N	n
100302-08	01NE28SD339	QA Dup of 01NE28SD139	naphthalene	5.1	µg/Kg	J	N	n
DN06E	01NE28SD139	Primary Sample	phenanthrene	990	µg/Kg	J	N	n,o
DN06G	01NE28SD239	QC Dup of 01NE28SD139	phenanthrene	< 4.8	µg/Kg	UJ	N	n
100302-08	01NE28SD339	QA Dup of 01NE28SD139	phenanthrene	< 3.6	µg/Kg	UJ	N	n
DN06E	01NE28SD139	Primary Sample	pyrene	1000	µg/Kg	J	N	n,o
DN06G	01NE28SD239	QC Dup of 01NE28SD139	pyrene	< 4.8	µg/Kg	UJ	N	n
100302-08	01NE28SD339	QA Dup of 01NE28SD139	pyrene	< 3.6	µg/Kg	UJ	N	n

Matrix: SX

Lab ID	Field ID	Dup ID	Analyte	Result	Units	Q	Bias	RC
DN04I	01NE28SD125	Primary Sample	fluorene	140	µg/Kg	J	N	n
DN04M	01NE28SD225	QC Dup of 01NE28SD125	fluorene	280	µg/Kg	J	N	n
100302-03	01NE28SD325	QA Dup of 01NE28SD125	fluorene	52	µg/Kg	J	N	n
DN04I	01NE28SD125	Primary Sample	phenanthrene	49	µg/Kg	J	N	n
DN04M	01NE28SD225	QC Dup of 01NE28SD125	phenanthrene	110	µg/Kg	J	N	n
100302-03	01NE28SD325	QA Dup of 01NE28SD125	phenanthrene	16	µg/Kg	J	N	n

Matrix: SX

Lab ID	Field ID	Dup ID	Analyte	Result	Units	Q	Bias	RC
DN05A	01NE28SD153	Primary Sample	acenaphthene	1300	µg/Kg	J	N	n
DN05G	01NE28SD253	QC Dup of 01NE28SD153	acenaphthene	1200	µg/Kg	J	N	n
100302-05	01NE28SD353	QA Dup of 01NE28SD153	acenaphthene	< 14	µg/Kg	UJ	N	n
DN05A	01NE28SD153	Primary Sample	benzo(a)anthracene	< 670	µg/Kg	UJ	N	n
DN05G	01NE28SD253	QC Dup of 01NE28SD153	benzo(a)anthracene	< 570	µg/Kg	UJ	N	n
100302-05	01NE28SD353	QA Dup of 01NE28SD153	benzo(a)anthracene	24	µg/Kg	J	N	m,n
DN05A	01NE28SD153	Primary Sample	chrysene	< 670	µg/Kg	UJ	N	n
DN05G	01NE28SD253	QC Dup of 01NE28SD153	chrysene	< 570	µg/Kg	UJ	N	n
100302-05	01NE28SD353	QA Dup of 01NE28SD153	chrysene	48	µg/Kg	J	N	n
DN05A	01NE28SD153	Primary Sample	fluorene	1600	µg/Kg	J	N	n
DN05G	01NE28SD253	QC Dup of 01NE28SD153	fluorene	1400	µg/Kg	J	N	n
100302-05	01NE28SD353	QA Dup of 01NE28SD153	fluorene	< 14	µg/Kg	UJ	N	n
DN05A	01NE28SD153	Primary Sample	naphthalene	1600	µg/Kg	J	N	n
DN05G	01NE28SD253	QC Dup of 01NE28SD153	naphthalene	1400	µg/Kg	J	N	n
100302-05	01NE28SD353	QA Dup of 01NE28SD153	naphthalene	< 14	µg/Kg	UJ	N	n

Results for these samples have been flagged "n".

The QA and QC samples for 01NE28SD139 are in agreement for most target compounds; the primary sample may be incorrectly identified.

7.8 QA / QC Triplicates (cont.)

The primary and QC sample for 01NE28D153 exhibited good precision; the QA sample may be incorrectly identified.

7.9 Additional Comments

Some samples required dilutions to accurately quantitate several compounds (see section 7.7). All reporting limits and concentrations were adjusted for the dilutions. Nondetected results and compounds within the calibration range should be used from the original analysis, and compounds outside the calibration range (flagged o) should be used from the appropriate dilutions.

Overall Assessment

Minor data quality deficiencies were found, resulting in a significant amount of qualified data . No data were rejected. Most qualifications made were due to low surrogate recovery and poor precision among the QC/QA triplicate sets indicating matrix effect. Tables 4 through 14 list all qualified sample results, by data quality indicator and analysis type. Results that were qualified as estimated or nondetected are useable for limited purposes. All other data generated by this method should be considered useable as reported.

8.0 Semivolatile Organics

The following number of samples were prepared and analyzed by the listed methods:

Laboratory: ARI

# of Samples	Matrix	Prep Method	Analysis Method	Reporting Units
3	WX	SW3520C	SW8270	µg/L

Laboratory: SAS

# of Samples	Matrix	Prep Method	Analysis Method	Reporting Units
1	WX	SW3510	SW8270C	µg/L

Samples analyzed by this method are identified in Table 1.

8.1 Holding Time

All samples were prepared and analyzed within the required technical holding time.

8.2 Surrogates

All surrogate recoveries were within the required limits.

8.3 Blanks

Method blanks were analyzed at the minimum required frequency. All target compounds were reported as nondetected in all cases except the following:

Labcode: ARI

MB Batch ID: SV0827B-01

Matrix: WQ

Analyte	Result	PQL	Units	Q ¹	Bias	RC
bis(2-ethylhexyl)phthalate	1.9	1				
Affected Samples:	Sample ID	Field ID				
	DN53C	01NE16GW101	2.5	1	µg/L	B H a
	DN53D	01NE16GW201	2.2	1	µg/L	B H a
	DN53E	01NE16GW102	1.4	1	µg/L	B H a

¹ According to the National Functional Guidelines for Organic Data Review, any compound detected in a blank that was also detected in an associated sample is qualified if the sample result is less than 10x the blank concentration for common laboratory contaminants, or 5x for all other analytes. Flagging for this project is modified to "B" at the amount found in the sample.

Field blanks were not collected for analysis by this method. ↩

8.4 Matrix Spike/Matrix Spike Duplicates

MS/MSDs were analyzed at the required frequency. All recoveries and RPDs were within the required limits.

8.5 Laboratory Control Samples

Laboratory control samples were analyzed at the required frequency. All recoveries and RPDs were within the required limits.

8.6 Quantitation Limits

The practical quantitation limits (PQLs) achieved by the laboratories were acceptable relative to the estimated quantitation limits (EQL) suggested by this method for aqueous samples.

8.7 QA / QC Triplicates

One set of QA / QC triplicate samples was collected for analysis by this method. All results were in agreement.

8.8 Overall Assessment

Minor data quality deficiencies were found, resulting in an insignificant amount of qualified data. No data were rejected. All data were qualified due to low level bis(2-ethylhexyl)phthalate contamination in the method blank. Tables 4 through 14 list all qualified sample results, by data quality indicator and analysis type. Results that were qualified as estimated or nondetected are useable for limited purposes. All other data generated by this method should be considered useable as reported.

9.0 Volatile Organics

The following number of samples were prepared and analyzed by the listed methods:

Laboratory: ARI

# of Samples	Matrix	Prep Method	Analysis Method	Reporting Units
27	WX	METHOD	SW8260	µg/L
11	SX	METHOD	SW8260	µg/Kg

Laboratory: SAS

# of Samples	Matrix	Prep Method	Analysis Method	Reporting Units
4	WX	SW5030	SW8260B	µg/L
1	SX	SW5035	SW8260B	µg/Kg

Samples analyzed by this method are identified in Table 1.

9.1 Holding Time

All samples were analyzed within the required technical holding time.

9.2 Surrogates

All surrogate recoveries were within the required limits.

9.3 Blanks

Method blanks were analyzed at the minimum required frequency. All target compounds were reported as nondetected in all cases except the following:

Labcode: ARI
 Date Analyzed: 8/24/01
 MB Batch ID: F5082401A
 Matrix: SQ

Analyte	Result	PQL	Units	Q	Bias	RC
bromomethane	110	62	µg/Kg	1		
Affected Samples:	Sample ID	Field ID				
	DN07N	01NE07SS125	98	62	µg/Kg	B H a
	DN07P	01NE07SS127	170	75	µg/Kg	B H a
	DN07Q	01NE07SD105	400	200	µg/Kg	B H a
	DN07R	01NE07SD104	170	150	µg/Kg	B H a

Labcode: ARI
 Date Analyzed: 8/27/01
 MB Batch ID: F5082701A
 Matrix: SQ

Analyte	Result	PQL	Units	Q	Bias	RC
bromomethane	240	110	µg/Kg	1		
Affected Samples:	Sample ID	Field ID				
	DN07O	01NE07SS126	200	110	µg/Kg	B H a

Labcode: ARI
 Date Analyzed: 8/30/01
 MB Batch ID: F5083001A
 Matrix: SQ

Analyte	Result	PQL	Units	Q	Bias	RC
bromomethane	89	29	µg/Kg	1		
Affected Samples:	Sample ID	Field ID				
	DN68C	01NE09SD108	360	180	µg/Kg	B H a
	DN68L	01NE00TB111	90	50	µg/Kg	B H a

¹ According to the National Functional Guidelines for Organic Data Review, any compound detected in a blank that was also detected in an associated sample is qualified if the sample result is less than 10x the blank concentration for common laboratory contaminants, or 5x for all other analytes. Flagging for this project is modified to "B" at the amount found in the sample.

9.3 Blanks (cont.)

One methanol trip blank and nine water trip blanks were collected for analysis by this method. All target compounds were reported as nondetected in all cases except the following:

Laboratory : ARI
Date Collected: 8/24/01

Field Blank ID	Analyte	Result	Units
01NE00TB111	Trip Blank		
	bromomethane	90	µg/Kg
	toluene	61	µg/Kg

No sample results were affected by the above blank result

Date Collected: 8/27/01

Field Blank ID	Analyte	Result	Units
01NE00TB118	Trip Blank		
	chloromethane	3.2	µg/L

No sample results were affected by the above blank result

Laboratory : SAS
Date Collected: 8/23/01

Field Blank ID	Analyte	Result	Units
01NE00TB110	Trip Blank		
	chloromethane	2.4	µg/L
	trichlorofluoromethane	0.16	µg/L
	acetone	0.72	µg/L
	tetrachloroethylene	0.18	µg/L

Affected samples:		Qualified Result	Bias	RC	Units
100418-02	01NE09SW307	acetone	0.73 B	H k	µg/L

Date Collected: 8/27/01

Field Blank ID	Analyte	Result	Units
01NE00TB117	Trip Blank		
	methylene chloride	0.42	µg/L
	chloroform	0.091	µg/L
	tetrachloroethylene	0.24	µg/L
	styrene	0.34	µg/L

No sample results were affected by the above blank result

¹ According to the National Functional Guidelines for Organic Data Review, any target analyte detected in a field blank that was also detected in an associated sample is qualified if the sample result is less than 10x the blank concentration for common laboratory contaminants, or 5x for all other analytes. Flagging for this project is modified to "B" at the amount found in the sample

9.4 Matrix Spike/Matrix Spike Duplicates

MS/MSDs were analyzed at the required frequency. All recoveries and RPDs were within the required limits except the following:

Laboratory: SAS
 Prep Date: 9/7/01
 Prep Batch ID: ITS1245
 Spiked Sample: 01NE09SD313
 Matrix: SX
 Dil Factor: 1

Analyte	Sample Result µg/Kg	Spike Conc. µg/Kg	% Recovery		Limits ¹	MS/MSD RPD	Limit ¹	Q ²	Bias	RC
			MS	MSD						
toluene	16	12	317	480	75 - 125	41	30	J/UJ	N	c f

Associated

Samples: 01NE09SD313 (100492-13)

¹ Laboratory-established limits

² If the MS or MSD recovery is < LCL apply J to all detected results, apply UJ to all non-detects; if the MS or MSD recovery is > UCL apply J to all detected results; if the MS/MSD RPD is > UCL apply J to all detected results, apply UJ to all non-detects. For this review, qualifiers apply to the spiked sample only

9.5 Laboratory Control Samples

Laboratory control samples were analyzed at the required frequency. All recoveries and RPDs were within the required limits.

9.6 Quantitation Limits

The practical quantitation limits (PQLs) achieved by the laboratories were acceptable relative to the estimated quantitation limits (EQL) suggested by this method for aqueous and soil matrix samples. Project-specific reporting limits for water matrix were met by the laboratories. Soil limits were not specified; however, reporting limits varied significantly from sample to sample at ARI and were much higher than those reported at SAS. Nine detected results were below the quantitation limit, and are flagged "J". Results below the reporting limit are considered qualitatively acceptable, but quantitatively unreliable, due to the uncertainty in precision near the limit of detection.

9.8 QA / QC Triplicates

Three sets of QA / QC triplicate samples were collected for analysis by this method. A major disagreement of greater than five times (when one result is below the reporting limit) or ten times (when one result is nondetect) was found for the following primary, QC and QA triplicate sets:

Matrix: SX

Lab ID	Field ID	Analyte	Result	Units	Q	Bias	RC
DN68G	01NE09SD113	Primary Sample	2-butanone	< 1400	µg/Kg	UJ	N n
DN68H	01NE09SD213	QC Dup of 01NE09SD113	2-butanone	< 490	µg/Kg	UJ	N n
100492-13	01NE09SD313	QA Dup of 01NE09SD113	2-butanone	56	µg/Kg	J	N n
DN68G	01NE09SD113	Primary Sample	carbon disulfide	< 270	µg/Kg	UJ	N n
DN68H	01NE09SD213	QC Dup of 01NE09SD113	carbon disulfide	< 98	µg/Kg	UJ	N n
100492-13	01NE09SD313	QA Dup of 01NE09SD113	carbon disulfide	20	µg/Kg	J	N n
DN68G	01NE09SD113	Primary Sample	chloromethane	< 270	µg/Kg	UJ	N n
DN68H	01NE09SD213	QC Dup of 01NE09SD113	chloromethane	< 98	µg/Kg	UJ	N n
100492-13	01NE09SD313	QA Dup of 01NE09SD113	chloromethane	1.2	µg/Kg	J	N m,n
DN68G	01NE09SD113	Primary Sample	toluene	< 270	µg/Kg	UJ	N n
DN68H	01NE09SD213	QC Dup of 01NE09SD113	toluene	< 98	µg/Kg	UJ	N n
100492-13	01NE09SD313	QA Dup of 01NE09SD113	toluene	16	µg/Kg	J	N c,f,n

Matrix: WX

Lab ID	Field ID	Analyte	Result	Units	Q	Bias	RC
DN88A	01NE07WP102	Primary Sample	naphthalene	< 5	µg/L	UJ	N n
DN88B	01NE07WP202	QC Dup of 01NE07WP102	naphthalene	< 5	µg/L	UJ	N n
100553-01	01NE07WP302	QA Dup of 01NE07WP102	naphthalene	0.17	µg/L	J	N m,n

Results for these samples have been flagged "n".

9.9 Additional Comments

Three of three VOA vials were received at Analytical Resources, Inc. (ARI) with tiny bubbles for 01NE00TB108, 01NE09MW103, 01NE00TB116, 01NE00TB117 and 01NE00TB118; results for all target compounds are qualified as estimated.

Overall Assessment

Minor data quality deficiencies were found, resulting in some qualified data. No data were rejected. Most data were qualified due low-level bromomethane method blank contamination. Tables 4 through 14 list all qualified sample results, by data quality indicator and analysis type. Results that were qualified as estimated or nondetected are useable for limited purposes. All other data generated by this method should be considered useable as reported.

10.0 Metals

The following number of samples were prepared and analyzed by the listed methods:

Laboratory: ARI

# of Samples	Matrix	Prep Method	Analysis Method	Reporting Units
119	SX	SW3050B	SW6010B	mg/Kg
36	SX	SW7471A	SW7471A	mg/Kg
33	SX	SW3050B	E200.8	mg/Kg
13	SX	SW3050	SW6010B	mg/Kg
28	WX	SW3010A	SW6010B	µg/L
28	WX	SW7060A	SW7060A	µg/L
28	WX	SW7470A	SW7470A	µg/L
28	WX	METHOD	SW7740	µg/L
28	WX	SW3020A	SW7841	µg/L
28	WX	SW3020A	SW7421	µg/L
4	WX	NONE	SW6010B	mg/L
4	WX	SW3010A	SW6010B	mg/L

Laboratory: SAS

# of Samples	Matrix	Prep Method	Analysis Method	Reporting Units
14	SX	SW3051	SW6010	mg/Kg
3	SX	SW7471	SW7471	mg/Kg
1	SX	SW3051	SW6020	mg/Kg
3	WX	SW3005	SW6010	mg/L
3	WX	SW7470	SW7470	mg/L

Samples analyzed by these methods are identified in Table 1.

10.1 Holding Time

All samples were analyzed within the required technical holding time.

10.2 Blanks

Method blanks were analyzed at the minimum required frequency. All target analytes were reported as nondetected in all cases except the following:

Labcode: SAS
Prep Date: 9/7/01
MB Batch ID: TP983
Matrix: WQ

Analyte	Result	PQL	Units	Q ¹	Bias	RC
silver	0.015	0.05	mg/L			
Affected Samples:	Sample ID	Field ID				
	100418-02	01NE09SW307	0.029	0.050	mg/L	B H a

¹ According to the National Functional Guidelines for Inorganic Data Review, any analyte detected in a blank that was also detected in an associated sample is qualified if the sample result is less than 5X the blank concentration. Flagging for this project is modified to "B" at the amount found in the sample.

Field blanks were not collected for analysis by these methods.

10.3 Matrix Spikes

Matrix spikes were analyzed at the required frequency. All recoveries were within the required limits except the following:

Laboratory: SAS
 Prep Date: 8/27/01
 Prep Batch ID: ZT477
 Spiked Sample: 01NE29SW317
 Matrix: WX

Analyte	Sample Result mg/L	Spike Conc. mg/L	% Recovery		Limits ¹	MS/MSD RPD	Limit ¹	Q ²	Bias	RC
			MS	MSD						
mercury	< 0.0002	0.002	40	NA	75 - 125	NA	20	J/UJ	L	c

Associated Samples: 01NE29SW317 (100413-06)

Laboratory: SAS
 Prep Date: 9/7/01
 Prep Batch ID: SP985
 Spiked Sample: 01NE16SS365
 Matrix: SX

Analyte	Sample Result mg/Kg	Spike Conc. mg/Kg	% Recovery		Limits ¹	MS/MSD RPD	Limit ¹	Q ²	Bias	RC
			MS	MSD						
lead	180	198.1	201	NA	75 - 125	NA	35	J/none	H	c

Associated Samples: 01NE16SS365 (100492-08)

Laboratory: ARI
 Prep Date: 8/31/01
 Prep Batch ID: DN40
 Spiked Sample: 01NE29SD128
 Matrix: SX

Analyte	Sample Result mg/Kg	Spike Conc. mg/Kg	% Recovery		Limits ¹	MS/MSD RPD	Limit ¹	Q ²	Bias	RC
			MS	MSD						
antimony	< 7	270	18.9	NA	75 - 125	NA	20	J/UR	L	c

Associated Samples: 01NE29SD128 (DN40E) 01NE29SD129 (DN40F)
 01NE29SD127 (DN40M) 01NE29SD126 (DN40N)

Laboratory: ARI
Prep Date: 9/4/01
Prep Batch ID: DN76
Spiked Sample: 01NE09SD113
Matrix: SX

Analyte	Sample Result		Spike Conc.	% Recovery		Limits ¹	MS/MSD RPD	Limit ¹	Q ²	Bias	RC
	mg/Kg	mg/Kg	mg/Kg	MS	MSD						
antimony	<	30	1030	41.7	NA	75 - 125	NA	20	J/UJ	L	c

Associated

Samples:

01NE09SD107	(DN76D)	01NE09SD108	(DN76E)
01NE30SS101	(DN76F)	01NE30SD101	(DN76G)
01NE30SS103	(DN76H)	01NE30SS102	(DN76I)
01NE09SD109	(DN76J)	01NE09SD213	(DN76K)
01NE24SD114	(DN76L)	01NE24SD115	(DN76M)
01NE30SS201	(DN76O)	01NE09SD113	(DN76P)

¹ Laboratory-established limits

² According to the Functional Guidelines for Inorganic Data Review, for all samples in the same preparation batch; if the MS or MSD recovery is > 30% and < LCL apply J to all detected results, apply UJ to all non-detects; if the MS or MSD recovery is > UCL apply J to all detected results; if the recovery is < 30%, apply J to all detected results, apply R to all nondetects; if the MS/MSD RPD is > UCL apply J to all detected results, apply UJ to all non-detects

10.4 Sample Duplicates

Sample duplicates were also analyzed. Precision between the primary and duplicate sample results was acceptable in all cases except the following:

Analyte	Primary Sample	Replicate Sample	RPD	Units	RPD Limit ¹	Q ²	Bias	RC
	01NE21SS369 100492-04 SX	01NE21SS369 100492R04 SX						
lead	19	12	45	mg/Kg	35	J / UJ	N	f

Analyte	Primary Sample	Replicate Sample	RPD	Units	RPD Limit ¹	Q ²	Bias	RC
	01NE24SW314 100492-01 WX	01NE24SW314 100492R01 WX						
lead	0.23	0.16	36	mg/L	20	J / UJ	N	f

Analyte	Primary Sample	Replicate Sample	RPD	Units	RPD Limit ¹	Q ²	Bias	RC
	01NE28SD311 100302-02 SX	01NE28SD311 100302R02 SX						
zinc	62	43	36	mg/Kg	35	J / UJ	N	f

¹ Laboratory-established Limits

² According to the Functional Guidelines for Inorganic Data Review, If the duplicate RPD exceeds the UCL, flag detected results J for all associated samples of similar matrix

10.5 Serial Dilutions

Serial dilutions were not reported.

10.6 Laboratory Control Samples

Laboratory control samples were analyzed at the required frequency. All recoveries and RPDs were within the required limits.

10.7 Quantitation Limits

The practical quantitation limits (PQLs) achieved by ARI were acceptable relative to the estimated quantitation limits (EQL) suggested by these methods for aqueous and soil matrix samples. Project specific reporting limits were not submitted for soil matrix. Method detection limits exceeded required reporting limits by two times for thallium in two samples at SAS. Thirty detected results were below the quantitation limit, and are flagged "J". Results below the reporting limit are considered qualitatively acceptable, but quantitatively unreliable, due to the uncertainty in precision near the limit of detection.

10.8 QA / QC Triplicates

Eighteen sets of QA / QC triplicate samples were collected for analysis by these methods. A disagreement of greater than two times (soil) was found for the following target analytes in the primary, QC and QA triplicate sets:

Matrix: SX

Lab ID	Field ID	Dup ID	Analyte	Result	Units	Q	Bias	RC
DN04I	01NE28SD125	Primary Sample	lead	7	mg/Kg			
DN04M	01NE28SD225	QC Dup of 01NE28SD125	lead	5	mg/Kg			
100302-03	01NE28SD325	QA Dup of 01NE28SD125	lead	13	mg/Kg			

Matrix: SX

Lab ID	Field ID	Dup ID	Analyte	Result	Units	Q	Bias	RC
DN05A	01NE28SD153	Primary Sample	lead	32	mg/Kg			
DN05G	01NE28SD253	QC Dup of 01NE28SD153	lead	60	mg/Kg			
100302-05	01NE28SD353	QA Dup of 01NE28SD153	lead	23	mg/Kg			

Matrix: SX

Lab ID	Field ID	Dup ID	Analyte	Result	Units	Q	Bias	RC
DN38A	01NE29SD114	Primary Sample	lead	17	mg/Kg			
DN38B	01NE29SD214	QC Dup of 01NE29SD114	lead	14	mg/Kg			
100413-05	01NE29SD314	QA Dup of 01NE29SD114	lead	30	mg/Kg			

Matrix: WX

Lab ID	Field ID	Dup ID	Analyte	Result	Units	Q	Bias	RC
DN53H	01NE09SW107	Primary Sample	silver	< 3	µg/L	U		
DN53F	01NE09SW207	QC Dup of 01NE09SW107	silver	< 3	µg/L	U		
100418-02	01NE09SW307	QA Dup of 01NE09SW107	silver	0.03	mg/L	B	H	a

Matrix: SX

Lab ID	Field ID	Dup ID	Analyte	Result	Units	Q	Bias	RC
DN68A	01NE21SS169	Primary Sample	arsenic	< 30	mg/Kg	U		
DN68B	01NE21SS269	QC Dup of 01NE21SS169	arsenic	< 30	mg/Kg	U		
100492-04	01NE21SS369	QA Dup of 01NE21SS169	arsenic	6	mg/Kg	J	N	m

Matrix: WX

Lab ID	Field ID	Dup ID	Analyte	Result	Units	Q	Bias	RC
DN73L	01NE24SW114	Primary Sample	arsenic	< 1	µg/L	U		
DN73K	01NE24SW214	QC Dup of 01NE24SW114	arsenic	< 1	µg/L	U		
100492-01	01NE24SW314	QA Dup of 01NE24SW114	arsenic	0.005	mg/L	J	N	m
DN36A	01NE29SW117	Primary Sample	lead	< 1	µg/L	U		
DN36B	01NE29SW217	QC Dup of 01NE29SW117	lead	< 1	µg/L	U		
100413-06	01NE29SW317	QA Dup of 01NE29SW117	lead	0.006	mg/L	J	N	m

Matrix: WX

Lab ID	Field ID	Dup ID	Analyte	Result	Units	Q	Bias	RC
DN73L	01NE24SW114	Primary Sample	selenium	< 2	µg/L	U		
DN73K	01NE24SW214	QC Dup of 01NE24SW114	selenium	< 2	µg/L	U		
100492-01	01NE24SW314	QA Dup of 01NE24SW114	selenium	0.01	mg/L	J	N	m
DN73L	01NE24SW114	Primary Sample	thallium	< 1	µg/L	U		
DN73K	01NE24SW214	QC Dup of 01NE24SW114	thallium	< 1	µg/L	U		
100492-01	01NE24SW314	QA Dup of 01NE24SW114	thallium	0.007	mg/L	J	N	m

Matrix: SX

Lab ID	Field ID	Dup ID	Analyte	Result	Units	Q	Bias	RC
DN76P	01NE09SD113	Primary Sample	antimony	< 30	mg/Kg	UJ	L	c
DN76K	01NE09SD213	QC Dup of 01NE09SD113	antimony	< 30	mg/Kg	UJ	L	c
100492-13	01NE09SD313	QA Dup of 01NE09SD113	antimony	4.6	mg/Kg	J	N	m
DN76P	01NE09SD113	Primary Sample	cadmium	1	mg/Kg			
DN76K	01NE09SD213	QC Dup of 01NE09SD113	cadmium	< 1	mg/Kg	U		
100492-13	01NE09SD313	QA Dup of 01NE09SD113	cadmium	< 6.2	mg/Kg	U		
DN76P	01NE09SD113	Primary Sample	sodium	210	mg/Kg			
DN76K	01NE09SD213	QC Dup of 01NE09SD113	sodium	290	mg/Kg			
100492-13	01NE09SD313	QA Dup of 01NE09SD113	sodium	< 1200	mg/Kg	U		

According to project guidelines, if there is > 2X difference (detected results > RL) or > 3X difference (when one result is < RL) or > 5X difference (when one result is nondetected); it is considered a disagreement

No data were qualified on the basis of field duplicate precision.

10.8 QA / QC Triplicates

A major disagreement of greater than three times (soil) was found for the following target analytes in the primary, QC and QA triplicate sets:

Matrix: SX

Lab ID	Field ID	Dup ID	Analyte	Result	Units	Q	Bias	RC
DN40C	01NE29SD125	Primary Sample	lead	9	mg/Kg	J	N	n
DN40D	01NE29SD225	QC Dup of 01NE29SD125	lead	7	mg/Kg	J	N	n
100413-01	01NE29SD325	QA Dup of 01NE29SD125	lead	25	mg/Kg	J	N	n
DN76F	01NE30SS101	Primary Sample	silver	< 0.7	mg/Kg	UJ	N	n
DN76O	01NE30SS201	QC Dup of 01NE30SS101	silver	< 0.6	mg/Kg	UJ	N	n
100492-09	01NE30SS301	QA Dup of 01NE30SS101	silver	14	mg/Kg	J	N	n

Matrix: WX

Lab ID	Field ID	Dup ID	Analyte	Result	Units	Q	Bias	RC
DN73K	01NE24SW214	QC Dup of 01NE24SW114	lead	1	µg/L	J	N	n
DN73L	01NE24SW114	Primary Sample	lead	< 1	µg/L	UJ	N	n
100492-01	01NE24SW314	QA Dup of 01NE24SW114	lead	0.23	mg/L	J	N	f,n
DN53F	01NE09SW207	QC Dup of 01NE09SW107	lead	< 1	µg/L	UJ	N	n
DN53H	01NE09SW107	Primary Sample	lead	< 1	µg/L	UJ	N	n
100418-02	01NE09SW307	QA Dup of 01NE09SW107	lead	0.02	mg/L	J	N	n

Results for these samples have been flagged as estimated.

10.9 Additional Comments

Due to low temperatures (< 2.0°C), all target analytes for water samples 01NE07SW105, 01NE07WP101, 01NE09MW103, 01NE09SW109, 01NE09SW112 and 01NE09WP102 are qualified as estimated.

Water samples 01NE35GW101, 01NE35GW102, 01NE35GW103, and 01NE35GW104 were analyzed for dissolved metals for iron and magnesium only. All associated quality control was within the established limits.

Overall Assessment

Minor data quality deficiencies were found, resulting in a significant amount of qualified data. Some data were rejected. The majority of rejected data was due to low matrix spike recovery for antimony, indicating matrix effect. Most data were qualified due to poor matrix spike accuracy and poor QA/QC triplicate precision, indicating matrix effect. Tables 3 through 14 list all qualified sample results, by data quality indicator and analysis type. Results that were rejected are unuseable for any purpose. Results that were qualified as estimated or nondetected are useable for limited purposes. All other data generated by this method should be considered useable as reported.

11.0 Total Organic Carbon

The following number of samples were prepared and analyzed by the listed method:

Laboratory: ARI

# of Samples	Matrix	Prep Method	Analysis Method	Reporting Units
91	SX	METHOD	Plumb, 1981	PERCENT

Samples analyzed by this method are identified in Table 1.

11.1 Holding Time

All samples were analyzed within the required technical holding time.

11.2 Blanks

Method blanks were analyzed at the minimum required frequency. All total organic carbon results were reported as nondetected.

Field blanks were not collected for analysis by these methods.

11.3 Matrix Spike/Matrix Spike Duplicates

MS/MSDs were analyzed at the required frequency. All recoveries and RPDs were within the required limits.

11.4 Laboratory Control Samples

Laboratory control samples were analyzed at the required frequency. All recoveries were within the required limits.

11.5 Quantitation Limits

The practical quantitation limits (PQLs) achieved by the laboratory was acceptable relative to the estimated quantitation limits (EQL) suggested by this method for aqueous and soil samples. All detected results reported were above the quantitation limit.

11.6 QA / QC Triplicates

QA / QC triplicate samples were not collected for analysis by this method.

11.7 Overall Assessment

No data quality deficiencies were found; therefore, all data generated by this method should be considered useable as reported.

12.0 References

"USEPA Test Methods for Evaluating Solid Waste Physical/Chemical Methods", July 1992 (SW-846)

"Methods for Chemical Analysis of Water and Wastes", March 1983 (EPA-600)

"National Functional Guidelines for Organic Data Review", October 1999

"National Functional Guidelines for Inorganic Data Review", February, 1994

"State of Alaska Method AK101, Determination of Gasoline Range Organics"

"State of Alaska Method AK102, Determination of Diesel Range Organics"

"State of Alaska Method AK103, Determination of Residual Range Organics"

"USACOE Chemical Quality Assurance for HTRW Projects", October 1997

Appendix A

Qualifier Definitions

B	The sample result is less than 5 or 10 times (for common laboratory contaminants) the associated blank contamination.
U	The analyte was analyzed for, but was not detected above the reported quantitation limit.
UJ	The analyte was not detected above the reported quantitation limit. However, the reported quantitation is approximate and may or may not represent the actual limit of quantitation necessary to accurately and precisely measure the analyte in the sample.
J	The analyte was positively identified; the associated numerical value is the approximate concentration of the analyte in the sample.
J/none	Sample results for the analyte are estimated for positive results; results reported below the quantitation limit are not qualified (high bias).
J/UJ	Sample results for the analyte are estimated for both positive results and results reported below the quantitation limit (low bias).
R/UR	The sample results are rejected for both positive results and results reported below the quantitation limit due to serious deficiencies in the ability to analyze the sample and meet quality control criteria. The presence or absence of the analyte cannot be verified.

Appendix B
Acronyms

ARI	-	Analytical Resources, Inc., Seattle, Washington
CRQL	-	Contract Required Quantitation Limit
H	-	High Bias
L	-	Low Bias
LCL	-	Lower Control Limit
LCS/LCSD	-	Laboratory Control Sample/Laboratory Control Sample Duplicate
MB	-	Method Blank
MDL	-	Method Detection Limit
MS/MSD	-	Matrix Spike/Matrix Spike Duplicate
N	-	No Bias Determined
NA	-	Not Applicable
NE	-	Not Established
NR	-	Not Reported
PQL	-	Practical Quantitation Limit
Q	-	Qualifier
QA	-	Quality Assurance
QC	-	Quality Control
RPD	-	Relative Percent Difference
RRL	-	Required Reporting Limit
RSD	-	Relative Standard Deviation
RTHT	-	Required Technical Holding Time
SAS	-	Sound Analytical Services, Inc., Tacoma, Washington
SD	-	Sample Duplicate
SE	-	Sediment Matrix
SO	-	Soil Matrix
SW-846	-	EPA Test Methods for Evaluating Solid Waste
SX	-	Soil
UCL	-	Upper Control Limit
WX	-	Groundwater

Appendix C

Data Summary Table

QUALIFIER REASON CODES

- a - The analyte was found in the method blank
- a- - Negative drift observed in instrument calibration blanks
- b - Surrogate spike recovery outside control limits
- c - Matrix Spike/Matrix Spike Duplicate (MS/MSD) recovery outside control limits
- d - Laboratory Control Sample (LCS) recovery outside control limits
- e - Holding time exceeded
- f - MS/LCS sample duplicate failed precision criteria
- h - Second column results indicate that the environmental results were not confirmed
- i - Instrument Calibration outside control limits
- k - The analyte was found in the field blank
- m - Numerical value between the MDL and PQL
- n - Field duplicate precision problem
- o - Result reported exceeds calibration range
- p - Sample was not properly collected, preserved or shipped
- s - Internal Standard outside control limits
- t - Sample temperature outside acceptance criteria

(Note: Where multiple qualifiers have been applied the first qualifier corresponds to the first reason code)

BTEX

DATA SUMMARY TABLE

Analyte	Sample ID	100413-06			100413-07						
	Field ID	01NE29SW317			01NE00TB107						
	Matrix	WX			WX						
	Date Collected	8/20/01			8/20/01						
	Units	mg/L			mg/L						
	RESULT	Q	RC	RESULT	Q	RC					
benzene	0.0005	U		0.0005	UJ	p					
ethylbenzene	0.001	U		0.001	UJ	p					
m,p-xylene	0.002	U		0.002	UJ	p					
o-xylene	0.001	U		0.001	UJ	p					
toluene	0.001	U		0.001	UJ	p					

BTE.

DATA SUMMARY TABLE

Analyte	Sample ID			100492-02			100492-03			100492-04			100492-07			100492-11			100492-14				
	Field ID	Matrix	Date Collected	Units	RESULT	Q	RC	RESULT	Q	RC	RESULT	Q	RC	RESULT	Q	RC	RESULT	Q	RC	RESULT	Q	RC	
benzene	01NE21SW313	WX	8/24/01	mg/L	0.0005	U		0.0005	U		0.055	UJ	b	0.0074	UJ	b	0.011	UJ	b	0.02	U		
ethylbenzene					0.001	U		0.001	U		0.11	UJ	b	0.015	UJ	b	0.021	UJ	b	0.04	U		
m,p-xylene					0.002	U		0.002	U		0.22	UJ	b	0.03	UJ	b	0.043	UJ	b	0.08	U		
o-xylene					0.001	U		0.001	U		0.11	UJ	b	0.015	UJ	b	0.021	UJ	b	0.04	U		
toluene					0.001	U		0.001	U		0.11	UJ	b	0.015	UJ	b	0.021	UJ	b	0.04	U		

BTEX

DATA SUMMARY TABLE

Analyte	Sample ID	99805-01			99805-02						
	Field ID	01NE35GW301			01NE35TB302						
	Matrix	WX			WX						
	Date Collected	7/25/01			7/25/01						
	Units	µg/L			µg/L						
	RESULT	Q	RC	RESULT	Q	RC					
benzene	0.4	UJ	t	0.4	UJ	t					
ethylbenzene	0.4	UJ	t	0.4	UJ	t					
m,p-xylene	0.8	UJ	t	0.8	UJ	t					
o-xylene	0.4	UJ	t	0.4	UJ	t					
toluene	0.4	UJ	t	0.4	UJ	t					

BTE

DATA SUMMARY TABLE

Analyte	Sample ID	DK21A			DK21C						
	Field ID	01NE35GW102			01NE35TB101						
	Matrix	WX			WX						
	Date Collected	7/24/01			7/24/01						
	Units	µg/L			µg/L						
	RESULT	Q	RC	RESULT	Q	RC					
benzene	1	U		1	U						
ethylbenzene	1	U		1	U						
m,p-xylene	1	U		1	U						
o-xylene	1	U		1	U						
toluene	1	U		1	U						

BTEX

DATA SUMMARY TABLE

Analyte	Sample ID	DK48A			DK48B			DK48C			DK48D			DK48E						
	Field ID	RESULT	Q	RC	RESULT	Q	RC	RESULT	Q	RC	RESULT	Q	RC	RESULT	Q	RC				
	01NE35GW101				01NE35GW103				01NE35GW104				01NE35GW201				01NE35TB102			
	Matrix	WX			WX			WX			WX			WX						
	Date Collected	7/25/01			7/25/01			7/26/01			7/25/01			7/25/01						
	Units	µg/L			µg/L			µg/L			µg/L			µg/L						
benzene		1	U		1	U		1	U		1	U		1	U		1	U		
ethylbenzene		1	U		1	U		1	U		1	U		1	U		1	U		
m,p-xylene		1	U		1	U		1	U		1	U		1	U		1	U		
o-xylene		1	U		1	U		1	U		1	U		1	U		1	U		
toluene		1	U		1	U		1	U		1	U		1	U		1	U		

Analyte	Sample ID	DN07K			DN07L			DN07M		
	Field ID	01NE06SD116			01NE06SD117			01NE00TB101		
	Matrix	SX			SX			SX		
	Date Collected	8/18/01			8/18/01			8/18/01		
	Units	µg/Kg			µg/Kg			µg/Kg		
		RESULT	Q	RC	RESULT	Q	RC	RESULT	Q	RC
benzene		11	U		0.67	U		5	U	
ethylbenzene		12	B	k	0.88	B	k	8.4		
m,p-xylene		44	B	k	3.3	B	k	31		
o-xylene		14	B	k	1	B	k	10		
toluene		78	B	k	4.7	B	k	46		

BTEX

DATA SUMMARY TABLE

Analyte	Sample ID	DN40J			DN40K			DN40L			DN40M			DN40N		
	Field ID	RESULT	Q	RC	RESULT	Q	RC	RESULT	Q	RC	RESULT	Q	RC	RESULT	Q	RC
	01NE29SD128															
	Matrix	SX			SX			SX			SX			SX		
	Date Collected	8/21/01			8/21/01			8/21/01			8/21/01			8/21/01		
	Units	µg/Kg			µg/Kg			µg/Kg			µg/Kg			µg/Kg		
benzene		3.3	U		1.2	U		5	U		2.9	U		4.4	U	
ethylbenzene		3.3	U		1.2	U		8			2.9	U		4.4	U	
m,p-xylene		6.5	U		3.2	B	k	30			5.7	U		8.8	U	
o-xylene		3.3	U		1.2	U		9.8			2.9	U		4.4	U	
toluene		6.4	B	k	4.7	B	k	45			9.7	B	k	7.4	B	k

DATA SUMMARY TABLE

Sample ID	DN68A			DN68B			DN68K			DN68L			
	Field ID	Matrix	Date Collected	Units	RESULT	Q	RC	RESULT	Q	RC	RESULT	Q	RC
	01NE21SS169	SX	8/24/01	µg/Kg									
	01NE21SS269	SX	8/24/01	µg/Kg									
	01NE09SS171	SX	8/24/01	µg/Kg									
	01NE00TB111	SX	8/24/01	µg/Kg									
Analyte	RESULT	Q	RC	RESULT	Q	RC	RESULT	Q	RC	RESULT	Q	RC	
benzene	15	U		15	U		2.5	U		5	U		
ethylbenzene	15	U		15	U		2.5	U		5.4			
m,p-xylene	29	U		30	U		5	U		20			
o-xylene	15	U		15	U		2.5	U		6.2			
toluene	39	B	k	15	U		9	B	k	39			

BTEX

DATA SUMMARY TABLE

Analyte	Sample ID	DN69N			DN69O			DN69P			DN69Q			DN69R			DN69S		
	Field ID	RESULT	Q	RC	RESULT	Q	RC	RESULT	Q	RC	RESULT	Q	RC	RESULT	Q	RC	RESULT	Q	RC
	01NE31SS121																		
	01NE31SS122																		
	01NE31SS123																		
	01NE31SS124																		
	01NE31SS221																		
	01NE00TB114																		
	8/24/01																		
	µg/Kg																		
benzene		4.1	U		2.4	U		5.2	U		3	U		3.5	U		5	U	
ethylbenzene		4.1	U		2.4	U		5.2	U		3	U		3.5	U		7.1		
m,p-xylene		8.3	U		4.8	U		17	B k		5.9	U		9	B k		28		
o-xylene		4.1	U		2.4	U		5.3	B k		3	U		3.5	U		8.3		
toluene		12	B k		2.4	U		24	B k		7.3	B k		14	B k		44		

BTE.

DATA SUMMARY TABLE

Analyte	Sample ID	DN70A			DN70B			DN70C			DN70D			DN70E			DN70F		
	Field ID	01NE21SB170			01NE21SS170			01NE24SD114			01NE21SD113			01NE24SD214			01NE21SB169		
	Matrix	SX			SX			SX			SX			SX			SX		
	Date Collected	8/24/01			8/24/01			8/24/01			8/24/01			8/24/01			8/24/01		
	Units	µg/Kg			µg/Kg			µg/Kg			µg/Kg			µg/Kg			µg/Kg		
		RESULT	Q	RC	RESULT	Q	RC	RESULT	Q	RC	RESULT	Q	RC	RESULT	Q	RC	RESULT	Q	RC
benzene		2.9	U		3.7	U		3	U		15	U		9.1	U		4.1	U	
ethylbenzene		2.9	U		3.7	U		3	U		15	U		9.1	U		6.7	B	k
m,p-xylene		5.8	U		7.4	B	k	6.1	U		29	U		18	U		21	B	k
o-xylene		2.9	U		3.7	U		3	U		15	U		9.1	U		6.3	B	k
toluene		7.2	B	k	11	B	k	3.2	B	k	55	B	k	17	B	k	24	B	k

BTEX

DATA SUMMARY TABLE

Analyte	Sample ID	DN70G			DN70H			DN70I			DN70J			DN70K			DN70L		
	Field ID	01NE21SB171			01NE21SS172			01NE21SD114			01NE21SS173			01NE24SD115			01NE00TB109		
	Matrix	SX			SX			SX			SX			SX			SX		
	Date Collected	8/24/01			8/24/01			8/24/01			8/24/01			8/24/01			8/24/01		
	Units	µg/Kg			µg/Kg			µg/Kg			µg/Kg			µg/Kg			µg/Kg		
		RESULT	Q	RC	RESULT	Q	RC	RESULT	Q	RC	RESULT	Q	RC	RESULT	Q	RC	RESULT	Q	RC
benzene		10	U		34	U		4.2	U		14	U		7.2	U		49	U	
ethylbenzene		10	U		34	U		4.2	U		14	U		8.8	B	k	87		
m,p-xylene		23	B	k	96	B	k	10	B	k	32	B	k	30	B	k	330		
o-xylene		10	U		34	U		4.2	U		14	U		9.2	B	k	100		
toluene		41	B	k	140	B	k	19	B	k	73	B	k	38	B	k	440		

Sample ID	DN71A					
Field ID	01NE09SW112					
Matrix	WX					
Date Collected	8/26/01					
Units	µg/L					
Analyte	RESULT	Q	RC			
benzene	1	U				
ethylbenzene	1	U				
m,p-xylene	1	U				
o-xylene	1	U				
toluene	1	U				

BTEX

DATA SUMMARY TABLE

Analyte	Sample ID	DN73C			DN73D			DN73E			DN73I			DN73L		
	Field ID	01NE06WP103			01NE31SW101			01NE31SW102			01NE00TB115			01NE24SW114		
	Matrix	WX			WX			WX			WX			WX		
	Date Collected	8/25/01			8/24/01			8/24/01			8/24/01			8/24/01		
	Units	µg/L			µg/L			µg/L			µg/L			µg/L		
		RESULT	Q	RC	RESULT	Q	RC	RESULT	Q	RC	RESULT	Q	RC	RESULT	Q	RC
benzene		1	U		1	U		1	U		1	U		1	U	
ethylbenzene		1	U		1	U		1	U		1	U		1	U	
m,p-xylene		1	U		1	U		1	U		1	U		1	U	
o-xylene		1	U		1	U		1	U		1	U		1	U	
toluene		1	U		1	U		1	U		1	U		1	U	

Gasoline Range Organics

DATA SUMMARY TABLE

Sample ID	100413-06			100413-07							
	Field ID			Field ID							
Matrix	WX			Matrix	WX						
Date Collected	8/20/01			Date Collected	8/20/01						
Units	mg/L			Units	mg/L						
Analyte	RESULT	Q	RC	RESULT	Q	RC					
gasoline range organics	0.05	U		0.05	U						

Gasoline Range Organics

DATA SUMMARY TABLE

	Sample ID	100418-02	100418-03				
	Field ID	01NE09SW307	01NE00TB110				
	Matrix	WX	WX				
	Date Collected	8/23/01	8/23/01				
	Units	mg/L	mg/L				
Analyte		RESULT	Q	RC	RESULT	Q	RC
gasoline range organics		0.05	U		0.05	U	

Gasoline Range Organics

DATA SUMMARY TABLE

Sample ID	100492-02			100492-03			100492-04			100492-07			100492-11			100492-14		
	Field ID	Matrix	Date Collected	Field ID	Matrix	Date Collected	Field ID	Matrix	Date Collected	Field ID	Matrix	Date Collected	Field ID	Matrix	Date Collected	Field ID	Matrix	Date Collected
Units	mg/L			mg/L			mg/Kg			mg/Kg			mg/Kg			mg/Kg		
Analyte	RESULT	Q	RC	RESULT	Q	RC	RESULT	Q	RC	RESULT	Q	RC	RESULT	Q	RC	RESULT	Q	RC
gasoline range organics	0.04	B	a	0.029	B	a	5.5	UJ	b	0.74	U		1.1	U		2	U	

Gasoline Range Organics

DATA SUMMARY TABLE

Sample ID	99805-01			99805-02							
	Field ID			Field ID							
Matrix	WX			Matrix	WX						
Date Collected	7/25/01			Date Collected	7/25/01						
Units	mg/L			Units	mg/L						
Analyte	RESULT	Q	RC	RESULT	Q	RC					
gasoline range organics	0.05	UJ	t	0.05	UJ	t					

Gasoline Range Organics

DATA SUMMARY TABLE

Analyte	Sample ID	DK21A			DK21C						
	Field ID	01NE35GW102			01NE35TB101						
	Matrix	WX			WX						
	Date Collected	7/24/01			7/24/01						
	Units	mg/L			mg/L						
		RESULT	Q	RC	RESULT	Q	RC				
gasoline range organics		0.25	U		0.25	U					

Gasoline Range Organics

DATA SUMMARY TABLE

Sample ID	DK48A			DK48B			DK48C			DK48D			DK48E			
	Field ID	Matrix	Date Collected	Field ID	Matrix	Date Collected	Field ID	Matrix	Date Collected	Field ID	Matrix	Date Collected	Field ID	Matrix	Date Collected	
Analyte	Units	RESULT	Q	RC	RESULT	Q	RC	RESULT	Q	RC	RESULT	Q	RC	RESULT	Q	RC
gasoline range organics	mg/L	0.25	U		0.25	U		0.25	U		0.25	U		0.25	U	

Gas. Range Organics

DATA SUMMARY TABLE

Sample ID	DN03H			DN03I			DN03J		
	Field ID			Field ID			Field ID		
Matrix	WX			WX			WX		
Date Collected	8/19/01			8/19/01			8/19/01		
Units	mg/L			mg/L			mg/L		
Analyte	RESULT	Q	RC	RESULT	Q	RC	RESULT	Q	RC
gasoline range organics	0.25	U		0.25	U		0.25	U	

Gasoline Range Organics

DATA SUMMARY TABLE

Analyte	Sample ID	DN07K			DN07L			DN07M		
	Field ID	01NE06SD116			01NE06SD117			01NE00TB101		
	Matrix	SX			SX			SX		
	Date Collected	8/18/01			8/18/01			8/18/01		
	Units	mg/Kg			mg/Kg			mg/Kg		
		RESULT	Q	RC	RESULT	Q	RC	RESULT	Q	RC
gasoline range organics		26.1	U		9.09	U		5.48	U	

Gasoline Range Organics

DATA SUMMARY TABLE

	DN36G			DN36H			DN36I			DN36J			DN36K			DN36L		
Sample ID	01NE29SW116			01NE00TB103			01NE29SW117			01NE29SW217			01NE29SW115			01NE29SW114		
Field ID	WX			WX			WX			WX			WX			WX		
Matrix	8/21/01			8/20/01			8/20/01			8/20/01			8/20/01			8/20/01		
Date Collected	mg/L			mg/L			mg/L			mg/L			mg/L			mg/L		
Units	RESULT	Q	RC	RESULT	Q	RC	RESULT	Q	RC	RESULT	Q	RC	RESULT	Q	RC	RESULT	Q	RC
gasoline range organics	0.25	U		0.25	U		0.25	U		0.25	U		0.25	U		0.25	U	

Gasoline Range Organics

DATA SUMMARY TABLE

Sample ID	DN40J			DN40K			DN40L			DN40M			DN40N			
	Field ID	Matrix	Date Collected	Units	RESULT	Q	RC	RESULT	Q	RC	RESULT	Q	RC	RESULT	Q	RC
	01NE29SD128	SX	8/21/01	mg/Kg												
Analyte					RESULT	Q	RC	RESULT	Q	RC	RESULT	Q	RC	RESULT	Q	RC
gasoline range organics					5.09	U		5	U		24	U		5.18	U	

Gas. Range Organics

DATA SUMMARY TABLE

Sample ID	DN53J			DN53K			DN53L			DN53M			DN53N			
	Field ID	Matrix	Date Collected	Field ID	Matrix	Date Collected	Field ID	Matrix	Date Collected	Field ID	Matrix	Date Collected	Field ID	Matrix	Date Collected	
Analyte	Units	RESULT	Q	RC	RESULT	Q	RC	RESULT	Q	RC	RESULT	Q	RC	RESULT	Q	RC
gasoline range organics	mg/L	0.25	U		0.25	U		0.25	U		0.25	U		0.25	U	

Gasoline Range Organics

DATA SUMMARY TABLE

Sample ID	DN68A			DN68B			DN68G			DN68K			DN68L			
	Field ID	Matrix	Date Collected	Field ID	Matrix	Date Collected	Field ID	Matrix	Date Collected	Field ID	Matrix	Date Collected	Field ID	Matrix	Date Collected	
Analyte	Units	RESULT	Q	RC	RESULT	Q	RC	RESULT	Q	RC	RESULT	Q	RC	RESULT	Q	RC
gasoline range organics	mg/Kg	50.6	U		47.1	U		47.7	U		5	U		24	U	

Gas Range Organics

DATA SUMMARY TABLE

Sample ID	DN69N			DN69O			DN69P			DN69Q			DN69R			DN69S			
	Field ID	Matrix	Date Collected	Field ID	Matrix	Date Collected	Field ID	Matrix	Date Collected	Field ID	Matrix	Date Collected	Field ID	Matrix	Date Collected	Field ID	Matrix	Date Collected	
Analyte	Units	RESULT	Q	RC	RESULT	Q	RC	RESULT	Q	RC	RESULT	Q	RC	RESULT	Q	RC	RESULT	Q	RC
gasoline range organics	mg/Kg	7.06	U		5	U		12.2	U		5.76	U		7.16	U		24	U	

Gasoline Range Organics

DATA SUMMARY TABLE

	DN70A	DN70B	DN70C	DN70D	DN70E	DN70F												
Sample ID	DN70A	DN70B	DN70C	DN70D	DN70E	DN70F												
Field ID	01NE21SB170	01NE21SS170	01NE24SD114	01NE21SD113	01NE24SD214	01NE21SB169												
Matrix	SX	SX	SX	SX	SX	SX												
Date Collected	8/24/01	8/24/01	8/24/01	8/24/01	8/24/01	8/24/01												
Units	mg/Kg	mg/Kg	mg/Kg	mg/Kg	mg/Kg	mg/Kg												
Analyte	RESULT	Q	RC	RESULT	Q	RC	RESULT	Q	RC	RESULT	Q	RC						
gasoline range organics	6.43	U		14.8	U		67	U		13.1	U		64.1	U		5.42	U	

Gasoline Range Organics

DATA SUMMARY TABLE

Sample ID	DN70G			DN70H			DN70I			DN70J			DN70K			DN70L								
	Field ID	Result	Q	RC	Field ID	Result	Q	RC	Field ID	Result	Q	RC	Field ID	Result	Q	RC	Field ID	Result	Q	RC				
	01NE21SB171				01NE21SS172				01NE21SD114				01NE21SS173				01NE24SD115				01NE00TB109			
Matrix	SX				SX				SX				SX				SX				SX			
Date Collected	8/24/01				8/24/01				8/24/01				8/24/01				8/24/01				8/24/01			
Units	mg/Kg				mg/Kg				mg/Kg				mg/Kg				mg/Kg				mg/Kg			
Analyte	RESULT	Q	RC	RESULT	Q	RC	RESULT	Q	RC	RESULT	Q	RC	RESULT	Q	RC	RESULT	Q	RC	RESULT	Q	RC	RESULT	Q	RC
gasoline range organics	5	U		43.3	U		30.1	U		8.04	U		5	U		24	U							

Gasoline Range Organics

DATA SUMMARY TABLE

Sample ID	DN71A			DN71Q			DN71R			DN71S			DN71T			
	Field ID	Matrix	Date Collected	Field ID	Matrix	Date Collected	Field ID	Matrix	Date Collected	Field ID	Matrix	Date Collected	Field ID	Matrix	Date Collected	
Analyte	Units	RESULT	Q	RC	RESULT	Q	RC	RESULT	Q	RC	RESULT	Q	RC	RESULT	Q	RC
gasoline range organics	mg/L	0.25	U		0.25	U		0.25	U		0.25	U		0.25	U	

Gasoline Range Organics

DATA SUMMARY TABLE

Sample ID	DN73A	DN73B	DN73C	DN73D	DN73E	DN73I						
Field ID	01NE30WP101	01NE09SW110	01NE06WP103	01NE31SW101	01NE31SW102	01NE00TB115						
Matrix	WX	WX	WX	WX	WX	WX						
Date Collected	8/25/01	8/25/01	8/25/01	8/24/01	8/24/01	8/24/01						
Units	mg/L	mg/L	mg/L	mg/L	mg/L	mg/L						
Analyte	RESULT	Q	RC	RESULT	Q	RC	RESULT	Q	RC	RESULT	Q	RC
gasoline range organics	0.25	U		0.25	U		0.25	U		0.25	U	

Gasoline Range Organics

DATA SUMMARY TABLE

Sample ID	DN73J			DN73L			DN73M			DN73N			DN73O			
	Field ID	Matrix	Date Collected	Field ID	Matrix	Date Collected	Field ID	Matrix	Date Collected	Field ID	Matrix	Date Collected	Field ID	Matrix	Date Collected	
Analyte	Units	RESULT	Q	RC	RESULT	Q	RC	RESULT	Q	RC	RESULT	Q	RC	RESULT	Q	RC
gasoline range organics	mg/L	0.25	U		0.25	U		0.25	UJ	e	0.25	U		0.25	U	

Gasoline Range Organics

DATA SUMMARY TABLE

Sample ID	DN88A			DN88C			DN88F			DN88G			DN88H			
	Field ID	Matrix	Date Collected	Units	RESULT	Q	RC	RESULT	Q	RC	RESULT	Q	RC	RESULT	Q	RC
	01NE07WP102	WX	8/27/01	mg/L												
	01NE30WP102	WX	8/28/01	mg/L												
	01NE07WP103	WX	8/27/01	mg/L												
	01NE07WP101	WX	8/26/01	mg/L												
	01NE00TB118	WX	8/27/01	mg/L												
Analyte					RESULT	Q	RC	RESULT	Q	RC	RESULT	Q	RC	RESULT	Q	RC
gasoline range organics					0.25	U		0.25	U		0.25	U		0.25	U	

Diesel Range Organics

DATA SUMMARY TABLE

Analyte	Sample ID	100302-01			100302-02			100302-03			100302-04			100302-05			100302-06		
	Field ID	RESULT	Q	RC	RESULT	Q	RC	RESULT	Q	RC	RESULT	Q	RC	RESULT	Q	RC	RESULT	Q	RC
	01NE06TP301																		
	Matrix	SX			SX			SX			SX			SX			SX		
	Date Collected	8/18/01			8/18/01			8/18/01			8/19/01			8/19/01			8/19/01		
	Units	mg/Kg			mg/Kg			mg/Kg			mg/Kg			mg/Kg			mg/Kg		
diesel range organics		1100			1200			720			17000	J	o	13000	J	o	3700		

Diesel Range Organics

DATA SUMMARY TABLE

Sample ID	100302-07			100302-08			100302L04			100302L05				
	Field ID	Matrix	Date Collected	Field ID	Matrix	Date Collected	Field ID	Matrix	Date Collected	Field ID	Matrix	Date Collected		
Analyte	Units	RESULT	Q	RC	RESULT	Q	RC	RESULT	Q	RC	RESULT	Q	RC	
diesel range organics	mg/L	0.54			mg/Kg	64	J	m,n	18000			15000		

Residual Range Organics

DATA SUMMARY TABLE

Sample ID	100302-01	100302-02	100302-03	100302-04	100302-05	100302-06												
Field ID	01NE06TP301	01NE28SD311	01NE28SD325	01NE28SD351	01NE28SD353	01NE28SD357												
Matrix	SX	SX	SX	SX	SX	SX												
Date Collected	8/18/01	8/18/01	8/18/01	8/19/01	8/19/01	8/19/01												
Units	mg/Kg	mg/Kg	mg/Kg	mg/Kg	mg/Kg	mg/Kg												
Analyte	RESULT	Q	RC	RESULT	Q	RC	RESULT	Q	RC	RESULT	Q	RC						
residual range organics	3100			1000			1900			1000			2200			270		

Sample ID	100302-07			100302-08							
	Field ID	01NE28SW311		Field ID	01NE28SD339						
Matrix	WX			Matrix	SX						
Date Collected	8/18/01			Date Collected	8/19/01						
Units	mg/L			Units	mg/Kg						
Analyte	RESULT	Q	RC	RESULT	Q	RC					
residual range organics	0.15			460							

Diesel Range Organics

DATA SUMMARY TABLE

Analyte	Sample ID	100413-01			100413-02			100413-03			100413-04			100413-05			100413-06		
	Field ID	RESULT	Q	RC	RESULT	Q	RC	RESULT	Q	RC	RESULT	Q	RC	RESULT	Q	RC	RESULT	Q	RC
	01NE29SD325																		
	Matrix	SX			SX			SX			SX			SX			WX		
	Date Collected	8/21/01			8/20/01			8/20/01			8/20/01			8/21/01			8/20/01		
	Units	mg/Kg			mg/Kg			mg/Kg			mg/Kg			mg/Kg			mg/L		
diesel range organics		54	U		180			870			51000			120			0.1	U	

Sample ID	100413L04				
Field ID	01NE28SD363				
Matrix	SX				
Date Collected	8/20/01				
Units	mg/Kg				
Analyte	RESULT	Q	RC		
diesel range organics	53000				

Residual Range Organics

DATA SUMMARY TABLE

	100413-01	100413-02	100413-03	100413-04	100413-05	100413-06
Sample ID	100413-01	100413-02	100413-03	100413-04	100413-05	100413-06
Field ID	01NE29SD325	01NE28SD375	01NE28SD371	01NE28SD363	01NE29SD314	01NE29SW317
Matrix	SX	SX	SX	SX	SX	WX
Date Collected	8/21/01	8/20/01	8/20/01	8/20/01	8/21/01	8/20/01
Units	mg/Kg	mg/Kg	mg/Kg	mg/Kg	mg/Kg	mg/L
Analyte	RESULT	Q	RC	RESULT	Q	RC
residual range organics	200			1500		
				2000	J	f
				5400		
				180		
						0.069
						J
						m

Residual Range Organics

DATA SUMMARY TABLE

Sample ID	100413L04				
Field ID	01NE28SD363				
Matrix	SX				
Date Collected	8/20/01				
Units	mg/Kg				
Analyte	RESULT	Q	RC		
residual range organics	5700				

Diesel Range Organics

DATA SUMMARY TABLE

	Sample ID	100418-02				
	Field ID	01NE09SW307				
	Matrix	WX				
	Date Collected	8/23/01				
	Units	mg/L				
Analyte	RESULT	Q	RC			
diesel range organics	0.098	U				

Sample ID	100418-02					
Field ID	01NE09SW307					
Matrix	WX					
Date Collected	8/23/01					
Units	mg/L					
Analyte	RESULT	Q	RC			
residual range organics	0.098	U				

Diesel Range Organics

DATA SUMMARY TABLE

	100492-01	100492-02	100492-04	100492-05	100492-06	100492-11												
Sample ID	100492-01	100492-02	100492-04	100492-05	100492-06	100492-11												
Field ID	01NE24SW314	01NE21SW313	01NE21SS369	01NE31SS320	01NE31SS305	01NE31SS321												
Matrix	WX	WX	SX	SX	SX	SX												
Date Collected	8/24/01	8/24/01	8/24/01	8/23/01	8/24/01	8/24/01												
Units	mg/L	mg/L	mg/Kg	mg/Kg	mg/Kg	mg/Kg												
Analyte	RESULT	Q	RC	RESULT	Q	RC	RESULT	Q	RC	RESULT	Q	RC						
diesel range organics	0.22			0.36			120	J	m	1900			990			54	J	f

Sample ID	100492-13					
Field ID	01NE09SD313					
Matrix	SX					
Date Collected	8/24/01					
Units	mg/Kg					
Analyte	RESULT	Q	RC			
diesel range organics	120	J	m			

Residual Range Organics

DATA SUMMARY TABLE

	100492-01	100492-02	100492-04	100492-05	100492-06	100492-11
Sample ID	100492-01	100492-02	100492-04	100492-05	100492-06	100492-11
Field ID	01NE24SW314	01NE21SW313	01NE21SS369	01NE31SS320	01NE31SS305	01NE31SS321
Matrix	WX	WX	SX	SX	SX	SX
Date Collected	8/24/01	8/24/01	8/24/01	8/23/01	8/24/01	8/24/01
Units	mg/L	mg/L	mg/Kg	mg/Kg	mg/Kg	mg/Kg
Analyte	RESULT Q RC	RESULT Q RC	RESULT Q RC	RESULT Q RC	RESULT Q RC	RESULT Q RC
residual range organics	0.23	0.073 J m	1500	14000 J o	43 J n	260

Res. Range Organics

DATA SUMMARY TABLE

Analyte	Sample ID	100492-13	100492L05				
	Field ID	01NE09SD313	01NE31SS320				
	Matrix	SX	SX				
	Date Collected	8/24/01	8/23/01				
	Units	mg/Kg	mg/Kg				
		RESULT Q RC	RESULT Q RC				
residual range organics		1200	14000				

Diesel Range Organics

DATA SUMMARY TABLE

Sample ID	99805-01					
Field ID	01NE35GW301					
Matrix	WX					
Date Collected	7/25/01					
Units	mg/L					
Analyte	RESULT	Q	RC			
diesel range organics	0.11	J	t			

Sample ID	99805-01							
Field ID	01NE35GW301							
Matrix	WX							
Date Collected	7/25/01							
Units	mg/L							
Analyte	RESULT	Q	RC					
residual range organics	0.15	J	t					

Diesel / Residual Range Organics

DATA SUMMARY TABLE

Sample ID	DK21A			DK21ARE						
	Field ID			Field ID						
Matrix	WX			WX						
Date Collected	7/24/01			7/24/01						
Units	mg/L			mg/L						
Analyte	RESULT	Q	RC	RESULT	Q	RC				
diesel range organics	1.4			1.3	UJ	e				
motor oil	2.8			2.3	UJ	e				

Sample ID	DK48A			DK48ARE			DK48B			DK48BRE			DK48C			DK48CRE		
	Field ID	01NE35GW101		01NE35GW101			01NE35GW103			01NE35GW103			01NE35GW104			01NE35GW104		
Matrix	WX			WX			WX			WX			WX			WX		
Date Collected	7/25/01			7/25/01			7/25/01			7/25/01			7/26/01			7/26/01		
Units	mg/L			mg/L			mg/L			mg/L			mg/L			mg/L		
Analyte	RESULT	Q	RC	RESULT	Q	RC	RESULT	Q	RC	RESULT	Q	RC	RESULT	Q	RC	RESULT	Q	RC
diesel range organics	0.25	U		0.25	UJ	e	0.25	U		0.25	UJ	e	0.25	U		0.25	U	
motor oil	0.5	U		0.5	UJ	e	0.5	U		0.5	UJ	e	0.5	U		0.5	U	

Diesel / Residual Range Organics

DATA SUMMARY TABLE

Sample ID	DK48D			DK48DRE							
	Field ID	01NE35GW201			Field ID	01NE35GW201					
Matrix	WX			Matrix	WX						
Date Collected	7/25/01			Date Collected	7/25/01						
Units	mg/L			Units	mg/L						
Analyte	RESULT	Q	RC	RESULT	Q	RC					
diesel range organics	0.25	U		0.25	UJ	e					
motor oil	0.5	U		0.5	UJ	e					

Dies Residual Range Organics

DATA SUMMARY TABLE

Sample ID	DN03A			DN03B			DN03C			DN03D			DN03E			DN03F		
	Field ID	01NE28SW115		01NE28SW211			01NE28SW113			01NE28SW111			01NE28SW112			01NE28SW114		
Matrix	WX			WX			WX			WX			WX			WX		
Date Collected	8/19/01			8/18/01			8/18/01			8/18/01			8/18/01			8/19/01		
Units	mg/L			mg/L			mg/L			mg/L			mg/L			mg/L		
Analyte	RESULT	Q	RC	RESULT	Q	RC	RESULT	Q	RC	RESULT	Q	RC	RESULT	Q	RC	RESULT	Q	RC
diesel range organics	0.68			0.41			0.57			0.41			0.71			2.3		
motor oil	0.5	U		0.5	U		0.5	U		0.5	U		0.5	U		0.5	U	

Diesel / Residual Range Organics

DATA SUMMARY TABLE

Sample ID	DN03G			DN03J							
	Field ID			Field ID							
Matrix	WX			Matrix	WX						
Date Collected	8/19/01			Date Collected	8/19/01						
Units	mg/L			Units	mg/L						
Analyte	RESULT	Q	RC	RESULT	Q	RC					
diesel range organics	0.25	U		0.25	U						
motor oil	0.5	U		0.5	U						

Diesel Residual Range Organics

DATA SUMMARY TABLE

Sample ID	DN04A			DN04B			DN04C			DN04D			DN04D-RE			DN04E						
	Field ID	Matrix	Date Collected	Units	RESULT	Q	RC	RESULT	Q	RC	RESULT	Q	RC	RESULT	Q	RC	RESULT	Q	RC			
	01NE28SD117	SX	8/18/01	mg/Kg																		
	01NE28SD118	SX	8/18/01	mg/Kg																		
	01NE28SD119	SX	8/18/01	mg/Kg																		
	01NE28SD120	SX	8/18/01	mg/Kg																		
	01NE28SD120	SX	8/18/01	mg/Kg																		
	01NE28SD121	SX	8/18/01	mg/Kg																		
Analyte					RESULT	Q	RC	RESULT	Q	RC	RESULT	Q	RC	RESULT	Q	RC	RESULT	Q	RC	RESULT	Q	RC
diesel range organics					1500			330	J	f	36000			170	J	b	480	J	b	74		
motor oil					920			430			9000			600	J	b	1000	J	b	580		

Diesel / Residual Range Organics

DATA SUMMARY TABLE

Sample ID	DN04F			DN04F-RE			DN04G			DN04G-RE			DN04H			DN04I			
	Field ID	Matrix	Date Collected	Field ID	Matrix	Date Collected	Field ID	Matrix	Date Collected	Field ID	Matrix	Date Collected	Field ID	Matrix	Date Collected	Field ID	Matrix	Date Collected	
Analyte	Units	RESULT	Q	RC	RESULT	Q	RC	RESULT	Q	RC	RESULT	Q	RC	RESULT	Q	RC	RESULT	Q	RC
diesel range organics	mg/Kg	110	J	b	310	J	b	140	J	b	1600	J	b	650					1000
motor oil	mg/Kg	460	J	b	910	J	b	490	J	b	1500	J	b	2000					880

Diesel Residual Range Organics

DATA SUMMARY TABLE

Sample ID	DN04J			DN04K			DN04L			DN04M			DN04N			DN04O								
	Field ID	Result	Q	RC	Field ID	Result	Q	RC	Field ID	Result	Q	RC	Field ID	Result	Q	RC	Field ID	Result	Q	RC				
	01NE28SD126				01NE28SD127				01NE28SD128				01NE28SD225				01NE28SD129				01NE28SD130			
Matrix	SX				SX				SX				SX				SX				SX			
Date Collected	8/18/01				8/18/01				8/18/01				8/18/01				8/18/01				8/18/01			
Units	mg/Kg				mg/Kg				mg/Kg				mg/Kg				mg/Kg				mg/Kg			
Analyte	RESULT	Q	RC	RESULT	Q	RC	RESULT	Q	RC	RESULT	Q	RC	RESULT	Q	RC	RESULT	Q	RC	RESULT	Q	RC	RESULT	Q	RC
diesel range organics	5200			3100			15000			860			2500			14000								
motor oil	1200			300			1800			510			660			2200								

Diesel / Residual Range Organics

DATA SUMMARY TABLE

Sample ID	DN04P			DN04Q			DN04R			DN04S			
	Field ID	Matrix	Date Collected	Field ID	Matrix	Date Collected	Field ID	Matrix	Date Collected	Field ID	Matrix	Date Collected	
Analyte	Units	RESULT	Q	RC	RESULT	Q	RC	RESULT	Q	RC	RESULT	Q	RC
diesel range organics	mg/Kg	56000			150000			4900			5200		
motor oil	mg/Kg	9900			6900			780			230	U	

Die: Residual Range Organics

DATA SUMMARY TABLE

Sample ID	DN05A			DN05B			DN05C			DN05D			DN05E			DN05F								
	Field ID	Result	Q	RC	Field ID	Result	Q	RC	Field ID	Result	Q	RC	Field ID	Result	Q	RC	Field ID	Result	Q	RC				
	01NE28SD153				01NE28SD154				01NE28SD155				01NE28SD156				01NE28SD157				01NE28SD158			
Matrix	SX				SX				SX				SX				SX				SX			
Date Collected	8/19/01				8/19/01				8/19/01				8/19/01				8/19/01				8/19/01			
Units	mg/Kg				mg/Kg				mg/Kg				mg/Kg				mg/Kg				mg/Kg			
Analyte	RESULT	Q	RC	RESULT	Q	RC	RESULT	Q	RC	RESULT	Q	RC	RESULT	Q	RC	RESULT	Q	RC	RESULT	Q	RC	RESULT	Q	RC
diesel range organics	19000			14000			88000			85000			15000			3800	J				c,f			
motor oil	2400			2000			10000			14000			2000	U		1300								

Diesel / Residual Range Organics

DATA SUMMARY TABLE

Analyte	Sample ID	DN05G	DN05H				
	Field ID	01NE28SD253	01NE28SD257	RESULT	Q	RC	
	Matrix	SX	SX				
	Date Collected	8/19/01	8/19/01				
	Units	mg/Kg	mg/Kg				
diesel range organics		20000	18000				
motor oil		2400	2000		U		

Die. Residual Range Organics

DATA SUMMARY TABLE

Sample ID	DN06A	DN06B	DN06C	DN06D	DN06E	DN06F
Field ID	01NE28SD135	01NE28SD136	01NE28SD137	01NE28SD138	01NE28SD139	01NE28SD140
Matrix	SX	SX	SX	SX	SX	SX
Date Collected	8/19/01	8/19/01	8/19/01	8/19/01	8/19/01	8/19/01
Units	mg/Kg	mg/Kg	mg/Kg	mg/Kg	mg/Kg	mg/Kg
Analyte	RESULT Q RC	RESULT Q RC	RESULT Q RC	RESULT Q RC	RESULT Q RC	RESULT Q RC
diesel range organics	1100	40000	560	170	520 J c,f,n	6900
motor oil	400	13000	2700	1200	2300	1300

Diesel / Residual Range Organics

DATA SUMMARY TABLE

Analyte	Sample ID	DN06G			DN06H			DN06I			DN06J			DN06K			DN06L		
	Field ID	RESULT	Q	RC	RESULT	Q	RC	RESULT	Q	RC	RESULT	Q	RC	RESULT	Q	RC	RESULT	Q	RC
	01NE28SD239	610	J	n	430			280			15000			6700			2500		
	01NE28SD141	2500			2200			1100			2300			2600			3000		
	01NE28SD142																		
	01NE28SD143																		
	01NE28SD144																		
	01NE28SD145																		

Diesel Residual Range Organics

DATA SUMMARY TABLE

Sample ID	DN06M			DN06N			DN06O			DN06P			DN06Q			DN06R									
	Field ID	RESULT	Q	RC	Field ID	RESULT	Q	RC	Field ID	RESULT	Q	RC	Field ID	RESULT	Q	RC	Field ID	RESULT	Q	RC					
	01NE28SD146				01NE28SD147				01NE28SD148				01NE28SD149				01NE28SD150				01NE28SD151				
Matrix	SX				SX				SX				SX				SX				SX				
Date Collected	8/19/01				8/19/01				8/19/01				8/19/01				8/19/01				8/19/01				
Units	mg/Kg				mg/Kg				mg/Kg				mg/Kg				mg/Kg				mg/Kg				
Analyte		RESULT	Q	RC	RESULT	Q	RC	RESULT	Q	RC	RESULT	Q	RC	RESULT	Q	RC	RESULT	Q	RC	RESULT	Q	RC	RESULT	Q	RC
diesel range organics		66000				11000				14000				19000				4600				15000			
motor oil		1900				1200				1300				1900				1300				1000			

Diesel / Residual Range Organics

DATA SUMMARY TABLE

Sample ID	DN06S			DN06T							
	Field ID			Field ID							
Matrix	SX			Matrix	SX						
Date Collected	8/19/01			Date Collected	8/19/01						
Units	mg/Kg			Units	mg/Kg						
Analyte	RESULT	Q	RC	RESULT	Q	RC					
diesel range organics	14000			5700							
motor oil	1000	U		1200							

Die. Residual Range Organics

DATA SUMMARY TABLE

Sample ID	DN07A			DN07B			DN07C			DN07D			DN07E			DN07F								
	Field ID	Result	Q	RC	Field ID	Result	Q	RC	Field ID	Result	Q	RC	Field ID	Result	Q	RC	Field ID	Result	Q	RC				
	01NE06TP101				01NE06TP201				01NE06TP102				01NE28SD111				01NE28SD211				01NE28SD112			
Matrix	SX				SX				SX				SX				SX				SX			
Date Collected	8/18/01				8/18/01				8/18/01				8/18/01				8/18/01				8/18/01			
Units	mg/Kg				mg/Kg				mg/Kg				mg/Kg				mg/Kg				mg/Kg			
Analyte	RESULT	Q	RC	RESULT	Q	RC	RESULT	Q	RC	RESULT	Q	RC	RESULT	Q	RC	RESULT	Q	RC	RESULT	Q	RC	RESULT	Q	RC
diesel range organics	2000			860			3000			640			1500			610								
motor oil	3400			1300			8500			520			820			1800								

Diesel / Residual Range Organics

DATA SUMMARY TABLE

Sample ID	DN07G			DN07H			DN07I			DN07J			DN07K			DN07L			
	Field ID	Matrix	Date Collected	Field ID	Matrix	Date Collected	Field ID	Matrix	Date Collected	Field ID	Matrix	Date Collected	Field ID	Matrix	Date Collected	Field ID	Matrix	Date Collected	
Analyte	Units	RESULT	Q	RC	RESULT	Q	RC	RESULT	Q	RC	RESULT	Q	RC	RESULT	Q	RC	RESULT	Q	RC
diesel range organics	mg/Kg	180			680			360			310			110			40		
motor oil	mg/Kg	420			3200			1600			1500			880			220		

Dies Residual Range Organics

DATA SUMMARY TABLE

Sample ID	DN07N			DN07O			DN07P			DN07Q			DN07R					
	Field ID	Result	Q	RC	Field ID	Result	Q	RC	Field ID	Result	Q	RC	Field ID	Result	Q	RC		
	01NE07SS125				01NE07SS126				01NE07SS127				01NE07SD105				01NE07SD104	
Matrix	SX				SX				SX				SX				SX	
Date Collected	8/19/01				8/19/01				8/19/01				8/19/01				8/19/01	
Units	mg/Kg				mg/Kg				mg/Kg				mg/Kg				mg/Kg	
Analyte	RESULT	Q	RC	RESULT	Q	RC	RESULT	Q	RC	RESULT	Q	RC	RESULT	Q	RC	RESULT	Q	RC
diesel range organics	150			160			720			280			1400					
motor oil	620			740			3600			1700			2800					

Diesel / Residual Range Organics

DATA SUMMARY TABLE

Sample ID	DN36A			DN36B			DN36C			DN36D			DN36E			DN36F						
	Field ID	Matrix	Date Collected	Units	RESULT	Q	RC	RESULT	Q	RC	RESULT	Q	RC	RESULT	Q	RC	RESULT	Q	RC			
	01NE29SW117	WX	8/20/01	mg/L																		
Analyte					RESULT	Q	RC	RESULT	Q	RC	RESULT	Q	RC	RESULT	Q	RC	RESULT	Q	RC	RESULT	Q	RC
diesel range organics					0.25	U		0.25	U		0.25	U		0.25	U		0.39					
motor oil					0.5	U		0.5	U		0.5	U		0.5	U		0.5	U				

Di Residual Range Organics

DATA SUMMARY TABLE

Sample ID	DN38A	DN38B	DN38C	DN38D	DN38E	DN38F
Field ID	01NE29SD114	01NE29SD214	01NE29SD115	01NE29SD116	01NE29SD117	01NE29SD118
Matrix	SX	SX	SX	SX	SX	SX
Date Collected	8/21/01	8/21/01	8/21/01	8/21/01	8/21/01	8/21/01
Units	mg/Kg	mg/Kg	mg/Kg	mg/Kg	mg/Kg	mg/Kg
Analyte	RESULT Q RC	RESULT Q RC	RESULT Q RC	RESULT Q RC	RESULT Q RC	RESULT Q RC
diesel range organics	410	380	13	95	9.3	18
motor oil	770	810	26	250	10 U	45

Diesel / Residual Range Organics

DATA SUMMARY TABLE

Sample ID	DN38G			DN38H			DN38I			DN38J			DN38K			DN38L						
	Field ID	Matrix	Date Collected	Units	RESULT	Q	RC	RESULT	Q	RC	RESULT	Q	RC	RESULT	Q	RC	RESULT	Q	RC			
	01NE29SD119	SX	8/21/01	mg/Kg																		
	01NE28SD165	SX	8/20/01	mg/Kg																		
	01NE28SD166	SX	8/20/01	mg/Kg																		
	01NE28SD167	SX	8/20/01	mg/Kg																		
	01NE28SD168	SX	8/20/01	mg/Kg																		
	01NE28SD169	SX	8/20/01	mg/Kg																		
Analyte					RESULT	Q	RC	RESULT	Q	RC	RESULT	Q	RC	RESULT	Q	RC	RESULT	Q	RC	RESULT	Q	RC
diesel range organics					15			120			65			17000			8200			54000		
motor oil					100			620			240			10000			3000			6300		

Sample ID	DN38M					
Field ID	01NE28SD170					
Matrix	SX					
Date Collected	8/20/01					
Units	mg/Kg					
Analyte	RESULT	Q	RC			
diesel range organics	60000					
motor oil	6900					

Diesel / Residual Range Organics

DATA SUMMARY TABLE

Sample ID	DN39A			DN39B			DN39B-DL			DN39C			DN39C-DL			DN39D						
	Field ID	Matrix	Date Collected	Units	RESULT	Q	RC	RESULT	Q	RC	RESULT	Q	RC	RESULT	Q	RC	RESULT	Q	RC			
	01NE28SD159	SX	8/20/01	mg/Kg																		
	01NE28SD160	SX	8/20/01	mg/Kg																		
	01NE28SD160	SX	8/20/01	mg/Kg																		
	01NE28SD161	SX	8/20/01	mg/Kg																		
	01NE28SD161	SX	8/20/01	mg/Kg																		
	01NE28SD163	SX	8/20/01	mg/Kg																		
Analyte					RESULT	Q	RC	RESULT	Q	RC	RESULT	Q	RC	RESULT	Q	RC	RESULT	Q	RC	RESULT	Q	RC
diesel range organics					58000			58000	J	o	71000			60000	J	o	75000			49000	J	o
motor oil					10000	U		2000			10000	U		4000			10000	U		4000		

Diesel Residual Range Organics

DATA SUMMARY TABLE

Sample ID	DN39D-DL			DN39E			DN39E-DL			DN39F			DN39F-DL			DN39G		
	Field ID	01NE28SD163		01NE28SD164			01NE28SD164			01NE28SD263			01NE28SD263			01NE28SD171		
Matrix	SX			SX			SX			SX			SX			SX		
Date Collected	8/20/01			8/20/01			8/20/01			8/20/01			8/20/01			8/20/01		
Units	mg/Kg			mg/Kg			mg/Kg			mg/Kg			mg/Kg			mg/Kg		
Analyte	RESULT	Q	RC	RESULT	Q	RC	RESULT	Q	RC	RESULT	Q	RC	RESULT	Q	RC	RESULT	Q	RC
diesel range organics	56000			48000	J	o	59000			50000	J	o	57000			2200		
motor oil	10000	U		1600			10000	U		4200			10000	U		4200		

Diesel / Residual Range Organics

DATA SUMMARY TABLE

Analyte	Sample ID	DN39H			DN39H-DL			DN39I			DN39J			DN39K			DN39L		
	Field ID	01NE28SD172			01NE28SD172			01NE28SD173			01NE28SD174			01NE28SD175			01NE28SD176		
	Matrix	SX			SX			SX			SX			SX			SX		
	Date Collected	8/20/01			8/20/01			8/20/01			8/20/01			8/20/01			8/20/01		
	Units	mg/Kg			mg/Kg			mg/Kg			mg/Kg			mg/Kg			mg/Kg		
		RESULT	Q	RC	RESULT	Q	RC	RESULT	Q	RC	RESULT	Q	RC	RESULT	Q	RC	RESULT	Q	RC
diesel range organics		5200	J	b,o	5700			1600			950			280	J	b	790	J	b
motor oil		360	J	b	440			2100			2000			1200	J	b	1400	J	b

Dies. Residual Range Organics

DATA SUMMARY TABLE

Sample ID	DN39M			DN39N			DN39O			DN39P			DN39P-DL			DN39Q		
	Field ID	01NE28SD271		01NE28SD275			01NE28SD177			01NE28SD178			01NE28SD178			01NE28SD179		
Matrix	SX			SX			SX			SX			SX			SX		
Date Collected	8/20/01			8/20/01			8/20/01			8/20/01			8/20/01			8/20/01		
Units	mg/Kg			mg/Kg			mg/Kg			mg/Kg			mg/Kg			mg/Kg		
Analyte	RESULT	Q	RC	RESULT	Q	RC	RESULT	Q	RC	RESULT	Q	RC	RESULT	Q	RC	RESULT	Q	RC
diesel range organics	1500	J	b	240			12000			42000	J	o	45000			9600		
motor oil	1400	J	b	1800			1200			2200			3300	U		1300		

Diesel / Residual Range Organics

DATA SUMMARY TABLE

Analyte	Sample ID	DN39R			DN39S			DN39T		
	Field ID	01NE28SD180			01NE28SD181			01NE28SD182		
	Matrix	SX			SX			SX		
	Date Collected	8/20/01			8/20/01			8/20/01		
	Units	mg/Kg			mg/Kg			mg/Kg		
		RESULT	Q	RC	RESULT	Q	RC	RESULT	Q	RC
diesel range organics		8900			4100			1400		
motor oil		1900			1700			2100		

Sample ID	DN40A	DN40A-RE	DN40B	DN40B-RE	DN40C	DN40C-RE												
Field ID	01NE29SD123	01NE29SD123	01NE29SD124	01NE29SD124	01NE29SD125	01NE29SD125												
Matrix	SX	SX	SX	SX	SX	SX												
Date Collected	8/21/01	8/21/01	8/21/01	8/21/01	8/21/01	8/21/01												
Units	mg/Kg	mg/Kg	mg/Kg	mg/Kg	mg/Kg	mg/Kg												
Analyte	RESULT	Q	RC	RESULT	Q	RC	RESULT	Q	RC	RESULT	Q	RC						
diesel range organics	74			44	J	e	500			1400	J	e	28			150	J	e
motor oil	500			180	J	e	210			580	J	e	170			790	J	e

Diesel / Residual Range Organics

DATA SUMMARY TABLE

Sample ID	DN40D			DN40D-RE			DN40E			DN40E-RE			DN40F			DN40F-RE		
	Field ID	RESULT	Q RC	Field ID	RESULT	Q RC	Field ID	RESULT	Q RC	Field ID	RESULT	Q RC	Field ID	RESULT	Q RC	Field ID	RESULT	Q RC
	01NE29SD225			01NE29SD225			01NE29SD128			01NE29SD128			01NE29SD129			01NE29SD129		
Matrix	SX			SX			SX			SX			SX			SX		
Date Collected	8/21/01			8/21/01			8/21/01			8/21/01			8/21/01			8/21/01		
Units	mg/Kg			mg/Kg			mg/Kg			mg/Kg			mg/Kg			mg/Kg		
Analyte	RESULT Q RC			RESULT Q RC			RESULT Q RC			RESULT Q RC			RESULT Q RC			RESULT Q RC		
diesel range organics	23			150 J e			48			180 J e			5 U			15 J e		
motor oil	140			680 J e			280			1000 J e			13			73 J e		

Die. Residual Range Organics

DATA SUMMARY TABLE

Sample ID	DN40G			DN40G-RE			DN40H			DN40H-RE			DN40I			DN40I-RE			
	Field ID	Matrix	Date Collected	Field ID	Matrix	Date Collected	Field ID	Matrix	Date Collected	Field ID	Matrix	Date Collected	Field ID	Matrix	Date Collected	Field ID	Matrix	Date Collected	
Analyte	Units	RESULT	Q	RC	RESULT	Q	RC	RESULT	Q	RC	RESULT	Q	RC	RESULT	Q	RC	RESULT	Q	RC
diesel range organics	mg/Kg	27			47	J	e	5	U		11	J	e	25			37	J	e
motor oil	mg/Kg	51			100	J	e	10			10	U	e	19			50	J	e

Diesel / Residual Range Organics

DATA SUMMARY TABLE

Sample ID	DN40M			DN40M-RE			DN40N			DN40N-RE						
	Field ID	Matrix	Date Collected	Units	RESULT	Q	RC	RESULT	Q	RC	RESULT	Q	RC	RESULT	Q	RC
	01NE29SD127	SX	8/21/01	mg/Kg												
	01NE29SD127	SX	8/21/01	mg/Kg												
	01NE29SD126	SX	8/21/01	mg/Kg												
	01NE29SD126	SX	8/21/01	mg/Kg												
Analyte					RESULT	Q	RC	RESULT	Q	RC	RESULT	Q	RC	RESULT	Q	RC
diesel range organics					59			250	J	e	110			240	J	e
motor oil					440			1100	J	e	570			1000	J	e

Diesel Residual Range Organics

DATA SUMMARY TABLE

Sample ID	DN53A			DN53A-RE			DN53B			DN53B-RE			DN53F			DN53F-RE		
	Field ID	01NE09SW109		01NE09SW109			01NE09SW107			01NE09SW107			01NE09SW207			01NE09SW207		
Matrix	WX			WX			WX			WX			WX			WX		
Date Collected	8/23/01			8/23/01			8/23/01			8/23/01			8/23/01			8/23/01		
Units	mg/L			mg/L			mg/L			mg/L			mg/L			mg/L		
Analyte	RESULT	Q	RC	RESULT	Q	RC	RESULT	Q	RC	RESULT	Q	RC	RESULT	Q	RC	RESULT	Q	RC
diesel range organics	0.25	U		0.25	UJ	e	0.25	U		0.25	UJ	e	0.25	U		0.25	UJ	e
motor oil	0.5	U		0.5	UJ	e	0.5	U		0.5	UJ	e	0.5	U		0.5	UJ	e

Diesel / Residual Range Organics

DATA SUMMARY TABLE

Analyte	Sample ID	DN53G			DN53G-RE						
	Field ID	01NE09SW108			01NE09SW108						
	Matrix	WX			WX						
	Date Collected	8/23/01			8/23/01						
	Units	mg/L			mg/L						
	RESULT	Q	RC	RESULT	Q	RC					
diesel range organics	0.25	U		0.25	UJ	e					
motor oil	0.5	U		0.5	UJ	e					

Die. . Residual Range Organics

DATA SUMMARY TABLE

Sample ID	DN55A			DN55B			DN55C			DN55D			DN55E			DN55F								
	Field ID	RESULT	Q	RC	Field ID	RESULT	Q	RC	Field ID	RESULT	Q	RC	Field ID	RESULT	Q	RC	Field ID	RESULT	Q	RC				
	01NE33SS101				01NE33SS102				01NE33SS103				01NE34SS101				01NE34SS102				01NE34SS103			
Matrix	SX				SX				SX				SX				SX				SX			
Date Collected	8/23/01				8/23/01				8/23/01				8/23/01				8/23/01				8/23/01			
Units	mg/Kg				mg/Kg				mg/Kg				mg/Kg				mg/Kg				mg/Kg			
Analyte																								
diesel range organics	170				150				660				47				14				13			
motor oil	300				270				2100				150				77				76			

Diesel / Residual Range Organics

DATA SUMMARY TABLE

Sample ID	DN55G			DN55H			DN55H-DL			DN55I			DN55J			DN55K						
	Field ID	Matrix	Date Collected	Units	RESULT	Q	RC	RESULT	Q	RC	RESULT	Q	RC	RESULT	Q	RC	RESULT	Q	RC			
	01NE34SS105	SX	8/23/01	mg/Kg																		
Analyte					RESULT	Q	RC	RESULT	Q	RC	RESULT	Q	RC	RESULT	Q	RC	RESULT	Q	RC	RESULT	Q	RC
diesel range organics					980			1200	J	o	1100			41			220			300		
motor oil					100	U		58			100	U		95			280			1200		

Analyte	Sample ID	DN55L	DN55M				
	Field ID	01NE34SS110	01NE34SS111	RESULT	Q	RC	
	Matrix	SX	SX				
	Date Collected	8/23/01	8/23/01				
	Units	mg/Kg	mg/Kg				
diesel range organics		230	7.1				
motor oil		620	30				

Diesel / Residual Range Organics

DATA SUMMARY TABLE

Analyte	Sample ID	DN68A			DN68B			DN68F			DN68F-RE			DN68N			DN68O		
	Field ID	RESULT	Q	RC	RESULT	Q	RC	RESULT	Q	RC	RESULT	Q	RC	RESULT	Q	RC	RESULT	Q	RC
		mg/Kg			mg/Kg			mg/Kg			mg/Kg			mg/Kg			mg/Kg		
		8/24/01			8/24/01			8/24/01			8/24/01			8/24/01			8/24/01		
		SX			SX			SX			SX			SX			SX		
		01NE21SS169			01NE21SS269			01NE09SD114			01NE09SD114			01NE31SS101			01NE31SS102		
		DN68A			DN68B			DN68F			DN68F-RE			DN68N			DN68O		
diesel range organics		270			220	J	c,f	93	J	b	65	J	b,e	11			25		
motor oil		2800			2200			740	J	b	300	J	b,e	33			95		

Diesel Residual Range Organics

DATA SUMMARY TABLE

Sample ID	DN68Q			DN68R			DN68S			DN68T			DN68U			DN68V						
	Field ID	Matrix	Date Collected	Units	RESULT	Q	RC	RESULT	Q	RC	RESULT	Q	RC	RESULT	Q	RC	RESULT	Q	RC			
	01NE31SS103	SX	8/24/01	mg/Kg																		
	01NE31SS104	SX	8/24/01	mg/Kg																		
	01NE32SS101	SX	8/24/01	mg/Kg																		
	01NE32SS102	SX	8/24/01	mg/Kg																		
	01NE32SS103	SX	8/24/01	mg/Kg																		
	01NE32SS104	SX	8/24/01	mg/Kg																		
Analyte					RESULT	Q	RC	RESULT	Q	RC	RESULT	Q	RC	RESULT	Q	RC	RESULT	Q	RC	RESULT	Q	RC
diesel range organics					18			49			7600			13000			230			600		
motor oil					62			140			2000	U		2000	U		1100			1200		

Diesel / Residual Range Organics

DATA SUMMARY TABLE

Sample ID	DN69A			DN69B			DN69C			DN69D			DN69E			DN69F								
	Field ID	RESULT	Q	RC	Field ID	RESULT	Q	RC	Field ID	RESULT	Q	RC	Field ID	RESULT	Q	RC	Field ID	RESULT	Q	RC				
	01NE21SB169				01NE21SB170				01NE21SS170				01NE21SB171				01NE21SS171				01NE21SS172			
Matrix	SX				SX				SX				SX				SX				SX			
Date Collected	8/24/01				8/24/01				8/24/01				8/24/01				8/24/01				8/24/01			
Units	mg/Kg				mg/Kg				mg/Kg				mg/Kg				mg/Kg				mg/Kg			
Analyte		RESULT	Q	RC		RESULT	Q	RC		RESULT	Q	RC		RESULT	Q	RC		RESULT	Q	RC		RESULT	Q	RC
diesel range organics		640				340				380				5	U			94				140		
motor oil		3700				2300				2200				25				530				390		

Die Residual Range Organics

DATA SUMMARY TABLE

Analyte	Sample ID	DN69G			DN69H			DN69I			DN69N			DN69O			DN69P		
	Field ID	RESULT	Q	RC	RESULT	Q	RC	RESULT	Q	RC	RESULT	Q	RC	RESULT	Q	RC	RESULT	Q	RC
	01NE21SS173																		
	SX																		
	8/24/01																		
	mg/Kg																		
diesel range organics		300			310			310			47	J	f	11000			240		
motor oil		1700			2000			2000			350			7800			1300		

Diesel / Residual Range Organics

DATA SUMMARY TABLE

Analyte	Sample ID	DN69Q			DN69R						
	Field ID	01NE31SS124			01NE31SS221						
	Matrix	SX			SX						
	Date Collected	8/24/01			8/24/01						
	Units	mg/Kg			mg/Kg						
		RESULT	Q	RC	RESULT	Q	RC				
diesel range organics		100			39						
motor oil		190			340						

Di Residual Range Organics

DATA SUMMARY TABLE

Sample ID	DN71A			DN71B			DN71C			DN71D			DN71D-RE			DN71E		
	Field ID	01NE09SW112	01NE09WP102	01NE06SW116	01NE09MW103	01NE09MW103	01NE09SW111											
Matrix	WX			WX			WX			WX			WX					
Date Collected	8/26/01			8/26/01			8/26/01			8/26/01			8/26/01					
Units	mg/L			mg/L			mg/L			mg/L			mg/L					
Analyte	RESULT	Q	RC	RESULT	Q	RC	RESULT	Q	RC	RESULT	Q	RC	RESULT	Q	RC	RESULT	Q	RC
diesel range organics	0.25	U		0.93			0.25	U		0.25	UJ	b	0.25	UJ	b,e	0.25	U	
motor oil	0.5	U		4.2			0.5	U		0.5	UJ	b	0.5	UJ	b,e	0.5	U	

Diesel / Residual Range Organics

DATA SUMMARY TABLE

Sample ID	DN71F			DN71G			DN71H			DN71I			DN71J			DN71M						
	Field ID	Matrix	Date Collected	Units	RESULT	Q	RC	RESULT	Q	RC	RESULT	Q	RC	RESULT	Q	RC	RESULT	Q	RC			
	01NE24SW114	WX	8/24/01	mg/L																		
Analyte					RESULT	Q	RC	RESULT	Q	RC	RESULT	Q	RC	RESULT	Q	RC	RESULT	Q	RC	RESULT	Q	RC
diesel range organics					0.25	UJ	t	0.25	UJ	t	3.3			2.4			1.8			0.3		
motor oil					0.5	UJ	t	0.5	UJ	t	1.3			8.1			6.3			0.5	U	

Analyte	Sample ID	DN71N			DN71P						
	Field ID	01NE21SW213			01NE09SW110						
	Matrix	WX			WX						
	Date Collected	8/24/01			8/25/01						
	Units	mg/L			mg/L						
		RESULT	Q	RC	RESULT	Q	RC				
diesel range organics		0.28			0.25	U					
motor oil		0.5	U		0.5	U					

Diesel / Residual Range Organics

DATA SUMMARY TABLE

Sample ID	DN73A			DN73A-RE			DN73C			DN73C-RE			DN73D			DN73D-RE			
	Field ID	Matrix	Date Collected	Field ID	Matrix	Date Collected	Field ID	Matrix	Date Collected	Field ID	Matrix	Date Collected	Field ID	Matrix	Date Collected	Field ID	Matrix	Date Collected	
Analyte	Units	RESULT	Q	RC	RESULT	Q	RC	RESULT	Q	RC	RESULT	Q	RC	RESULT	Q	RC	RESULT	Q	RC
diesel range organics	mg/L	2			1	UJ	e	0.29	B	a	0.58	J	e	0.25	U		0.25	UJ	e
motor oil	mg/L	6.9			2.5	J	e	0.5	U		1.1	J	e	0.5	U		0.5	UJ	e

Diesel Residual Range Organics

DATA SUMMARY TABLE

Sample ID	DN73E			DN73E-RE			DN73F			DN73F-RE			DN73G			DN73G-RE		
	Field ID	01NE31SW102		01NE31SW102			01NE04WP104			01NE04WP104			01NE04WP102			01NE04WP102		
Matrix	WX			WX			WX			WX			WX			WX		
Date Collected	8/24/01			8/24/01			8/25/01			8/25/01			8/25/01			8/25/01		
Units	mg/L			mg/L			mg/L			mg/L			mg/L			mg/L		
Analyte	RESULT	Q	RC	RESULT	Q	RC	RESULT	Q	RC	RESULT	Q	RC	RESULT	Q	RC	RESULT	Q	RC
diesel range organics	0.25	U		0.25	UJ	e	0.96	B	a	2.4	J	e	1.4	B	a	1	UJ	e
motor oil	0.5	U		0.5	UJ	e	2.6			6	J	e	6.5			2.2	J	e

Diesel / Residual Range Organics

DATA SUMMARY TABLE

Sample ID	DN73H			DN73H-RE			DN73M			DN73M-RE						
	Field ID	Matrix	Date Collected	Units	RESULT	Q	RC	RESULT	Q	RC	RESULT	Q	RC	RESULT	Q	RC
	01NE04WP103	WX	8/25/01	mg/L												
	01NE04WP103	WX	8/25/01	mg/L												
	01NE21SW114	WX	8/21/01	mg/L												
	01NE21SW114	WX	8/21/01	mg/L												
Analyte					RESULT	Q	RC	RESULT	Q	RC	RESULT	Q	RC	RESULT	Q	RC
diesel range organics					2			0.25	UJ	e	0.25	UJ	e	0.25	UJ	e
motor oil					5.4			0.5	UJ	e	0.5	UJ	e	0.5	UJ	e

Diesel Residual Range Organics

DATA SUMMARY TABLE

Sample ID	DN76D			DN76E			DN76F			DN76G			DN76H			DN76I		
	Field ID	01NE09SD107	01NE09SD108	01NE30SS101	01NE30SD101	01NE30SS103	01NE30SS102											
Matrix	SX			SX			SX			SX			SX					
Date Collected	8/23/01			8/23/01			8/24/01			8/24/01			8/24/01					
Units	mg/Kg			mg/Kg			mg/Kg			mg/Kg			mg/Kg					
Analyte	RESULT	Q	RC	RESULT	Q	RC	RESULT	Q	RC	RESULT	Q	RC	RESULT	Q	RC			
diesel range organics	320	J	f	84			390			84			170					
motor oil	2100			520			2300			270			1200					

Diesel / Residual Range Organics

DATA SUMMARY TABLE

Analyte	Sample ID	DN76J			DN76K			DN76L			DN76M			DN76N			DN76P		
	Field ID	RESULT	Q	RC	RESULT	Q	RC	RESULT	Q	RC	RESULT	Q	RC	RESULT	Q	RC	RESULT	Q	RC
diesel range organics	01NE09SD109	510			120			4600			100			1000			270	J	c.f
motor oil	01NE09SD213	1300			680			3100			230			3600			1400		

Die. . Residual Range Organics

DATA SUMMARY TABLE

Sample ID	DN78A			DN78B			DN78C			DN78D			DN78E			DN78F				
	Field ID	Matrix	Date Collected	Units	RESULT	Q	RC	RESULT	Q	RC	RESULT	Q	RC	RESULT	Q	RC	RESULT	Q	RC	
	01NE31SS105	SX	8/23/01	mg/Kg																
Analyte					RESULT	Q	RC	RESULT	Q	RC	RESULT	Q	RC	RESULT	Q	RC	RESULT	Q	RC	
diesel range organics					3400			3700			620			690			550			470 J b
motor oil					500 UJ n			500 UJ n			100 U			100 U			50 U			50 UJ b

Diesel / Residual Range Organics

DATA SUMMARY TABLE

Sample ID	DN78G			DN78H			DN78I			DN78J			DN78K			DN78L		
	Field ID	01NE31SS110		01NE31SS111			01NE31SS112			01NE31SS113			01NE31SS114			01NE31SS115		
Matrix	SX			SX			SX			SX			SX			SX		
Date Collected	8/23/01			8/23/01			8/23/01			8/23/01			8/23/01			8/23/01		
Units	mg/Kg			mg/Kg			mg/Kg			mg/Kg			mg/Kg			mg/Kg		
Analyte	RESULT	Q	RC	RESULT	Q	RC	RESULT	Q	RC	RESULT	Q	RC	RESULT	Q	RC	RESULT	Q	RC
diesel range organics	310			78	J	b	120	J	b	640			1600			380	J	b
motor oil	40	U		32	J	b	12	J	b	100	U		200	U		40	UJ	b

Diesel Residual Range Organics

DATA SUMMARY TABLE

Analyte	Sample ID	DN78M			DN78N			DN78O			DN78P			DN78Q			DN78R		
	Field ID	RESULT	Q	RC	RESULT	Q	RC	RESULT	Q	RC	RESULT	Q	RC	RESULT	Q	RC	RESULT	Q	RC
	01NE31SS116																		
	SX																		
	8/23/01																		
	mg/Kg																		
diesel range organics		1200			2100			3000			1600			2100			2200		
motor oil		200	U		200	U		200	U		7800			11000			8200		

Diesel / Residual Range Organics

DATA SUMMARY TABLE

Sample ID	DN78S					
Field ID	01NE31SS125					
Matrix	SX					
Date Collected	8/23/01					
Units	mg/Kg					
Analyte	RESULT	Q	RC			
diesel range organics	64	J	b			
motor oil	210	J	b			

Die: Residual Range Organics

DATA SUM. / TABLE

Sample ID	DN88A			DN88C			DN88D			DN88E			DN88F			
	Field ID	Matrix	Date Collected	Units	RESULT	Q	RC	RESULT	Q	RC	RESULT	Q	RC	RESULT	Q	RC
	01NE07WP102	WX	8/27/01	mg/L												
Analyte					RESULT	Q	RC	RESULT	Q	RC	RESULT	Q	RC	RESULT	Q	RC
diesel range organics					0.25	U		0.25	U		0.25	U		0.66		
motor oil					1.1			0.5	U		0.5	U		2.7		

Polychlorinated Biphenyls

DATA SUMMARY TABLE

Analyte	Sample ID	100302-02			100302-03			100302-04			100302-05			100302-06			100302-07		
	Field ID	RESULT	Q	RC	RESULT	Q	RC	RESULT	Q	RC	RESULT	Q	RC	RESULT	Q	RC	RESULT	Q	RC
	Matrix	mg/Kg			mg/Kg			mg/Kg			mg/Kg			mg/Kg			µg/L		
	Date Collected	8/18/01			8/18/01			8/19/01			8/19/01			8/19/01			8/18/01		
aroclor 1016	01NE28SD311	0.67	U		0.22	U		0.17	U		0.11	U		0.17	U		0.095	U	
aroclor 1221	01NE28SD325	0.67	U		0.22	U		0.17	U		0.11	U		0.17	U		0.19	U	
aroclor 1232	SX	0.67	U		0.22	U		0.17	U		0.11	U		0.17	U		0.095	U	
aroclor 1242	SX	0.67	U		0.22	U		0.17	U		0.11	U		0.17	U		0.095	U	
aroclor 1248	SX	0.67	U		0.22	U		0.17	U		0.11	U		0.17	U		0.095	U	
aroclor 1254	SX	0.67	U		0.22	U		0.17	U		0.45			0.17	U		0.095	U	
aroclor 1260	SX	0.67	U		0.22	U		0.17	U		0.11	U		0.51			0.095	U	

	Sample ID					
	Field ID					
	Matrix					
	Date Collected					
	Units					
Analyte	RESULT	Q	RC			
aroclor 1016	0.25	U				
aroclor 1221	0.25	U				
aroclor 1232	0.25	U				
aroclor 1242	0.25	U				
aroclor 1248	0.25	U				
aroclor 1254	0.25	U				
aroclor 1260	0.25	U				

Polychlorinated Biphenyls

DATA SUMMARY TABLE

Analyte	100413-01			100413-02			100413-03			100413-04			100413-05			100413-06		
	RESULT	Q	RC	RESULT	Q	RC	RESULT	Q	RC	RESULT	Q	RC	RESULT	Q	RC	RESULT	Q	RC
aroclor 1016	0.16	U		0.46	U		0.58	U		0.16	U		0.26	U		0.1	U	
aroclor 1221	0.16	U		0.46	U		0.58	U		0.16	U		0.26	U		0.21	U	
aroclor 1232	0.16	U		0.46	U		0.58	U		0.16	U		0.26	U		0.1	U	
aroclor 1242	0.16	U		0.46	U		0.58	U		0.16	U		0.26	U		0.1	U	
aroclor 1248	0.16	U		0.46	U		0.58	U		0.16	U		0.26	U		0.1	U	
aroclor 1254	0.16	U		0.46	U		0.58	U		0.16	U		0.26	U		0.1	U	
aroclor 1260	0.16	U		0.46	U		0.58	U		0.45			0.26	U		0.1	U	

Sample ID	100418-02					
Field ID	01NE09SW307					
Matrix	WX					
Date Collected	8/23/01					
Units	µg/L					
Analyte	RESULT	Q	RC			
aroclor 1016	0.1	U				
aroclor 1221	0.2	U				
aroclor 1232	0.1	U				
aroclor 1242	0.1	U				
aroclor 1248	0.1	U				
aroclor 1254	0.1	U				
aroclor 1260	0.1	U				

Organochlorine Pesticides

DATA SUMMARY TABLE

Sample ID	100492-10					
Field ID	01NE31SS302					
Matrix	SX					
Date Collected	8/24/01					
Units	µg/Kg					
Analyte	RESULT	Q	RC			
4,4'-DDD	2.3	U				
4,4'-DDE	2.3	U				
4,4'-DDT	2.3	U				
aldrin	1.1	U				
alpha-BHC	1.1	U				
beta-BHC	1.1	U				
chlordane	11	U				
delta-BHC	1.1	U				
dieldrin	2.3	U				
endosulfan I	1.1	U				
endosulfan II	2.3	U				
endosulfan sulfate	2.3	U				
endrin	2.3	U				
endrin aldehyde	2.3	U				
endrin ketone	2.3	U				
gamma-BHC	1.1	U				
heptachlor	1.1	U				
heptachlor epoxide	1.1	U				
methoxychlor	11	U				
toxaphene	110	U				

Analyte	Sample ID	100492-01			100492-04			100492-10			100492-12			100492-13		
	Field ID	RESULT	Q	RC	RESULT	Q	RC	RESULT	Q	RC	RESULT	Q	RC	RESULT	Q	RC
	Matrix	µg/L			mg/Kg			mg/Kg			mg/Kg			mg/Kg		
	Date Collected	8/24/01			8/24/01			8/24/01			8/24/01			8/24/01		
aroclor 1016	01NE24SW314	0.097	U		0.41	UJ	e	0.11	UJ	e	0.11	UJ	e	0.63	UJ	e
aroclor 1221	01NE24SW314	0.19	U		0.41	UJ	e	0.11	UJ	e	0.11	UJ	e	0.63	UJ	e
aroclor 1232	01NE24SW314	0.097	U		0.41	UJ	e	0.11	UJ	e	0.11	UJ	e	0.63	UJ	e
aroclor 1242	01NE24SW314	0.097	U		0.41	UJ	e	0.11	UJ	e	0.11	UJ	e	0.63	UJ	e
aroclor 1248	01NE24SW314	0.097	U		0.41	UJ	e	0.11	UJ	e	0.11	UJ	e	0.63	UJ	e
aroclor 1254	01NE24SW314	0.097	U		0.41	UJ	e	0.11	UJ	e	0.11	UJ	e	0.63	UJ	e
aroclor 1260	01NE24SW314	0.097	U		0.41	UJ	e	3	J	e	0.71	J	e	0.63	UJ	e

Polychlorinated Biphenyls

DATA SUMMARY TABLE

Sample ID	DN03A			DN03B			DN03C			DN03D			DN03E			DN03F						
	Field ID	Matrix	Date Collected	Units	RESULT	Q	RC	RESULT	Q	RC	RESULT	Q	RC	RESULT	Q	RC	RESULT	Q	RC			
	01NE28SW115	WX	8/19/01	µg/L																		
Analyte					RESULT	Q	RC	RESULT	Q	RC	RESULT	Q	RC	RESULT	Q	RC	RESULT	Q	RC	RESULT	Q	RC
aroclor 1016					1	U		1	U		1	U		1	U		1	U		1	U	
aroclor 1221					2	U		2	U		2	U		2	U		2	U		2	U	
aroclor 1232					1	U		1	U		1	U		1	U		1	U		1	U	
aroclor 1242					1	U		1	U		1	U		1	U		1	U		1	U	
aroclor 1248					1	U		1	U		1	U		1	U		1	U		1	U	
aroclor 1254					1	U		1	U		1	U		1	U		1	U		1	U	
aroclor 1260					1	U		1	U		1	U		1	U		1	U		1	U	

Analyte	Sample ID	DN03G			DN03J						
	Field ID	01NE07SW104			01NE07SW105						
	Matrix	WX			WX						
	Date Collected	8/19/01			8/19/01						
	Units	µg/L			µg/L						
		RESULT	Q	RC	RESULT	Q	RC				
aroclor 1016		1	U		1	U					
aroclor 1221		2	U		2	U					
aroclor 1232		1	U		1	U					
aroclor 1242		1	U		1	U					
aroclor 1248		1	U		1	U					
aroclor 1254		1	U		1	U					
aroclor 1260		1	U		1	U					

Poly-chlorinated Biphenyls

DATA SUMMARY TABLE

Sample ID	DN04A			DN04B			DN04C			DN04D			DN04E			DN04F		
	Field ID	01NE28SD117		01NE28SD118			01NE28SD119			01NE28SD120			01NE28SD121			01NE28SD122		
Matrix	SX			SX			SX			SX			SX			SX		
Date Collected	8/18/01			8/18/01			8/18/01			8/18/01			8/18/01			8/18/01		
Units	µg/Kg			µg/Kg			µg/Kg			µg/Kg			µg/Kg			µg/Kg		
Analyte	RESULT	Q	RC	RESULT	Q	RC	RESULT	Q	RC	RESULT	Q	RC	RESULT	Q	RC	RESULT	Q	RC
aroclor 1016	61	U		50	U		200	U		190	U		180	U		220	U	
aroclor 1221	120	U		99	U		410	U		390	U		360	U		440	U	
aroclor 1232	61	U		50	U		200	U		190	U		180	U		220	U	
aroclor 1242	61	U		50	U		200	U		190	U		180	U		220	U	
aroclor 1248	61	U		50	U		200	U		190	U		180	U		220	U	
aroclor 1254	61	U		50	U		340			190	U		180	U		220	U	
aroclor 1260	61	U		50	U		390			190	U		180	U		220	U	

Polychlorinated Biphenyls

DATA SUMMARY TABLE

Sample ID	DN04G			DN04H			DN04I			DN04J			DN04K			DN04L		
	Field ID	01NE28SD123		01NE28SD124			01NE28SD125			01NE28SD126			01NE28SD127			01NE28SD128		
Matrix	SX			SX			SX			SX			SX			SX		
Date Collected	8/18/01			8/18/01			8/18/01			8/18/01			8/18/01			8/18/01		
Units	µg/Kg			µg/Kg			µg/Kg			µg/Kg			µg/Kg			µg/Kg		
Analyte	RESULT	Q	RC	RESULT	Q	RC	RESULT	Q	RC	RESULT	Q	RC	RESULT	Q	RC	RESULT	Q	RC
aroclor 1016	240	U		100	U		67	U		200	U		140	U		180	U	
aroclor 1221	470	U		210	U		130	U		390	U		270	U		360	U	
aroclor 1232	240	U		100	U		67	U		200	U		140	U		180	U	
aroclor 1242	240	U		100	U		67	U		200	U		140	U		180	U	
aroclor 1248	240	U		100	U		67	U		200	U		140	U		180	U	
aroclor 1254	240	U		100	U		67	U		200	U		140	U		180	U	
aroclor 1260	240	U		100	U		67	U		200	U		140	U		180	U	

Polychlorinated Biphenyls

DATA SUMMARY TABLE

Sample ID	DN04M			DN04N			DN04O			DN04P			DN04P-RE			DN04Q						
	Field ID	Matrix	Date Collected	Units	RESULT	Q	RC	RESULT	Q	RC	RESULT	Q	RC	RESULT	Q	RC	RESULT	Q	RC			
	01NE28SD225	SX	8/18/01	µg/Kg																		
	01NE28SD129	SX	8/18/01	µg/Kg																		
	01NE28SD130	SX	8/18/01	µg/Kg																		
	01NE28SD131	SX	8/18/01	µg/Kg																		
	01NE28SD131	SX	8/18/01	µg/Kg																		
	01NE28SD132	SX	8/18/01	µg/Kg																		
Analyte					RESULT	Q	RC	RESULT	Q	RC	RESULT	Q	RC	RESULT	Q	RC	RESULT	Q	RC	RESULT	Q	RC
aroclor 1016					62	U		130	U		170	U		64	U		64	UJ	b	180	U	
aroclor 1221					120	U		260	U		350	U		130	U		130	UJ	b	360	U	
aroclor 1232					62	U		130	U		170	U		64	U		64	UJ	b	180	U	
aroclor 1242					62	U		130	U		170	U		64	U		64	UJ	b	180	U	
aroclor 1248					62	U		130	U		170	U		64	U		64	UJ	b	180	U	
aroclor 1254					62	U		130	U		200			160			130	J	b	180	U	
aroclor 1260					62	U		130	U		310			140			140	J	b	190		

Polychlorinated Biphenyls

DATA SUMMARY TABLE

Analyte	Sample ID	DN04R			DN04S						
	Field ID	01NE28SD133			01NE28SD134						
	Matrix	SX			SX						
	Date Collected	8/18/01			8/18/01						
	Units	µg/Kg			µg/Kg						
		RESULT	Q	RC	RESULT	Q	RC				
aroclor 1016		150	U		150	U					
aroclor 1221		300	U		300	U					
aroclor 1232		150	U		150	U					
aroclor 1242		150	U		150	U					
aroclor 1248		150	U		150	U					
aroclor 1254		150	U		150	U					
aroclor 1260		150	U		150	U					

Polychlorinated Biphenyls

DATA SUMMARY TABLE

Sample ID	DN05A			DN05B			DN05C			DN05D			DN05E			DN05F								
	Field ID	Result	Q	RC	Field ID	Result	Q	RC	Field ID	Result	Q	RC	Field ID	Result	Q	RC	Field ID	Result	Q	RC				
	01NE28SD153				01NE28SD154				01NE28SD155				01NE28SD156				01NE28SD157				01NE28SD158			
	SX				SX				SX				SX				SX				SX			
	8/19/01				8/19/01				8/19/01				8/19/01				8/19/01				8/19/01			
	µg/Kg				µg/Kg				µg/Kg				µg/Kg				µg/Kg				µg/Kg			
Analyte	RESULT	Q	RC	RESULT	Q	RC	RESULT	Q	RC	RESULT	Q	RC	RESULT	Q	RC	RESULT	Q	RC	RESULT	Q	RC	RESULT	Q	RC
aroclor 1016	47	U		50	U		61	U		61	U		47	U		46	U							
aroclor 1221	94	U		100	U		120	U		120	U		94	U		91	U							
aroclor 1232	47	U		50	U		61	U		61	U		47	U		46	U							
aroclor 1242	47	U		50	U		120			61	U		47	U		46	U							
aroclor 1248	47	U		50	U		61	U		61	U		47	U		46	U							
aroclor 1254	150			170			1700			520			47	U		48								
aroclor 1260	94			82			700			230			47	U		46	U							

Polychlorinated Biphenyls

DATA SUMMARY TABLE

Analyte	Sample ID	DN05G			DN05H						
	Field ID	01NE28SD253			01NE28SD257						
	Matrix	SX			SX						
	Date Collected	8/19/01			8/19/01						
	Units	µg/Kg			µg/Kg						
		RESULT	Q	RC	RESULT	Q	RC				
aroclor 1016		40	U		49	U					
aroclor 1221		80	U		97	U					
aroclor 1232		40	U		49	U					
aroclor 1242		40	U		49	U					
aroclor 1248		40	U		49	U					
aroclor 1254		170			49	U					
aroclor 1260		99			49	U					

Poly chlorinated Biphenyls

DATA SUMMARY TABLE

Sample ID	DN06A			DN06B			DN06C			DN06D			DN06E			DN06F						
	Field ID	Matrix	Date Collected	Units	RESULT	Q	RC	RESULT	Q	RC	RESULT	Q	RC	RESULT	Q	RC	RESULT	Q	RC			
	01NE28SD135	SX	8/19/01	µg/Kg																		
analyte					RESULT	Q	RC	RESULT	Q	RC	RESULT	Q	RC	RESULT	Q	RC	RESULT	Q	RC	RESULT	Q	RC
aroclor 1016					45	U		80	U		60	U		65	U		78	U		110	U	
aroclor 1221					89	U		160	U		120	U		130	U		160	U		220	U	
aroclor 1232					45	U		80	U		60	U		65	U		78	U		110	U	
aroclor 1242					45	U		80	U		60	U		65	U		78	U		110	U	
aroclor 1248					45	U		80	U		60	U		65	U		78	U		110	U	
aroclor 1254					45	U		100			60	U		65	U		78	U		110	U	
aroclor 1260					45	U		250			60	U		65	U		78	U		110	U	

Polychlorinated Biphenyls

DATA SUMMARY TABLE

Sample ID	DN06G			DN06H			DN06I			DN06J			DN06K			DN06L						
	Field ID	Matrix	Date Collected	Units	RESULT	Q	RC	RESULT	Q	RC	RESULT	Q	RC	RESULT	Q	RC	RESULT	Q	RC			
	01NE28SD239	SX	8/19/01	µg/Kg																		
	01NE28SD141	SX	8/19/01	µg/Kg																		
	01NE28SD142	SX	8/19/01	µg/Kg																		
	01NE28SD143	SX	8/19/01	µg/Kg																		
	01NE28SD144	SX	8/19/01	µg/Kg																		
	01NE28SD145	SX	8/19/01	µg/Kg																		
Analyte					RESULT	Q	RC	RESULT	Q	RC	RESULT	Q	RC	RESULT	Q	RC	RESULT	Q	RC	RESULT	Q	RC
aroclor 1016					81	U		70	U		78	U		95	U		78	U		77	U	
aroclor 1221					160	U		140	U		160	U		190	U		160	U		150	U	
aroclor 1232					81	U		70	U		78	U		95	U		78	U		77	U	
aroclor 1242					81	U		70	U		78	U		95	U		78	U		77	U	
aroclor 1248					81	U		70	U		78	U		95	U		78	U		77	U	
aroclor 1254					81	U		70	U		78	U		95	U		78	U		77	U	
aroclor 1260					81	U		70	U		78	U		95	U		78	U		77	U	

Analyte	DN06M			DN06N			DN06O			DN06P			DN06Q			DN06R		
	Field ID			Field ID			Field ID			Field ID			Field ID			Field ID		
	Matrix			Matrix			Matrix			Matrix			Matrix			Matrix		
	Date Collected			Date Collected			Date Collected			Date Collected			Date Collected			Date Collected		
Units			Units			Units			Units			Units			Units			
	RESULT	Q	RC	RESULT	Q	RC	RESULT	Q	RC	RESULT	Q	RC	RESULT	Q	RC	RESULT	Q	RC
aroclor 1016	95	U		41	U		82	U		44	U		47	U		47	U	
aroclor 1221	190	U		82	U		160	U		87	U		94	U		94	U	
aroclor 1232	95	U		41	U		82	U		44	U		47	U		47	U	
aroclor 1242	95	U		41	U		82	U		44	U		47	U		47	U	
aroclor 1248	95	U		41	U		82	U		44	U		47	U		47	U	
aroclor 1254	95	U		41	U		82	U		260			47	U		47	U	
aroclor 1260	95	U		41	U		82	U		150			47	U		47	U	

Polychlorinated Biphenyls

DATA SUMMARY TABLE

Analyte	Sample ID	DN06S			DN06T						
	Field ID	01NE28SD251			01NE28SD152						
	Matrix	SX			SX						
	Date Collected	8/19/01			8/19/01						
	Units	µg/Kg			µg/Kg						
		RESULT	Q	RC	RESULT	Q	RC				
aroclor 1016		45	U		54	U					
aroclor 1221		90	U		110	U					
aroclor 1232		45	U		54	U					
aroclor 1242		45	U		54	U					
aroclor 1248		45	U		54	U					
aroclor 1254		45	U		54	U					
aroclor 1260		45	U		54	U					

Poly-chlorinated Biphenyls

DATA SUMMARY TABLE

Sample ID	DN07D			DN07E			DN07F			DN07G			DN07G-RE			DN07H		
	Field ID	01NE28SD111		01NE28SD211			01NE28SD112			01NE28SD113			01NE28SD113			01NE28SD114		
Matrix	SX			SX			SX			SX			SX			SX		
Date Collected	8/18/01			8/18/01			8/18/01			8/18/01			8/18/01			8/18/01		
Units	µg/Kg			µg/Kg			µg/Kg			µg/Kg			µg/Kg			µg/Kg		
Analyte	RESULT	Q	RC	RESULT	Q	RC	RESULT	Q	RC	RESULT	Q	RC	RESULT	Q	RC	RESULT	Q	RC
aroclor 1016	200	U		250	U		75	U		260	UJ	b	260	U		94	U	
aroclor 1221	410	U		500	U		150	U		510	UJ	b	510	U		190	U	
aroclor 1232	200	U		250	U		75	U		260	UJ	b	260	U		94	U	
aroclor 1242	200	U		250	U		75	U		260	UJ	b	260	U		94	U	
aroclor 1248	200	U		250	U		75	U		260	UJ	b	260	U		94	U	
aroclor 1254	200	U		250	U		75	U		260	UJ	b	260	U		94	U	
aroclor 1260	200	U		250	U		75	U		260	UJ	b	260	U		94	U	

Polychlorinated Biphenyls

DATA SUMMARY TABLE

Sample ID	DN07I			DN07J			DN07K			DN07L			DN07N			DN07O			
	Field ID	Matrix	Date Collected	Field ID	Matrix	Date Collected	Field ID	Matrix	Date Collected	Field ID	Matrix	Date Collected	Field ID	Matrix	Date Collected	Field ID	Matrix	Date Collected	
Analyte	Units	RESULT	Q	RC	RESULT	Q	RC	RESULT	Q	RC	RESULT	Q	RC	RESULT	Q	RC	RESULT	Q	RC
aroclor 1016	µg/Kg	230	U		53	U		130	U		43	U		39	U		71	U	
aroclor 1221	µg/Kg	460	U		110	U		270	U		86	U		79	U		140	U	
aroclor 1232	µg/Kg	230	U		53	U		130	U		43	U		39	U		71	U	
aroclor 1242	µg/Kg	230	U		53	U		130	U		43	U		39	U		71	U	
aroclor 1248	µg/Kg	230	U		53	U		130	U		43	U		39	U		71	U	
aroclor 1254	µg/Kg	230	U		53	U		130	U		43	U		39	U		71	U	
aroclor 1260	µg/Kg	230	U		53	U		130	U		43	U		1100			130		

Poly-chlorinated Biphenyls

DATA SUMMARY TABLE

Sample ID	DN07P			DN07P-DL			DN07Q			DN07R						
	Field ID	Matrix	Date Collected	Field ID	Matrix	Date Collected	Field ID	Matrix	Date Collected	Field ID	Matrix	Date Collected	Field ID	Matrix	Date Collected	
Analyte	Units	RESULT	Q	RC	Units	RESULT	Q	RC	Units	RESULT	Q	RC	Units	RESULT	Q	RC
aroclor 1016	µg/Kg	44	U		µg/Kg	880	U		µg/Kg	280	U		µg/Kg	79	U	
aroclor 1221		88	U			1800	U			560	U			160	U	
aroclor 1232		44	U			880	U			280	U			79	U	
aroclor 1242		44	U			880	U			280	U			79	U	
aroclor 1248		44	U			880	U			280	U			79	U	
aroclor 1254		44	U			880	U			280	U			79	U	
aroclor 1260						13000				280	U			79	U	

Polychlorinated Biphenyls

DATA SUMMARY TABLE

Analyte	Sample ID	DN36A			DN36B			DN36C			DN36D			DN36E			DN36F		
	Field ID	01NE29SW117			01NE29SW217			01NE29SW116			01NE29SW115			01NE29SW114			01NE28SW116		
	Matrix	WX			WX			WX			WX			WX			WX		
	Date Collected	8/20/01			8/20/01			8/21/01			8/21/01			8/21/01			8/20/01		
	Units	µg/L			µg/L			µg/L			µg/L			µg/L			µg/L		
		RESULT	Q	RC	RESULT	Q	RC	RESULT	Q	RC	RESULT	Q	RC	RESULT	Q	RC	RESULT	Q	RC
aroclor 1016		1	U		1	U		1	U		1	U		1	U		1	U	
aroclor 1221		2	U		2	U		2	U		2	U		2	U		2	U	
aroclor 1232		1	U		1	U		1	U		1	U		1	U		1	U	
aroclor 1242		1	U		1	U		1	U		1	U		1	U		1	U	
aroclor 1248		1	U		1	U		1	U		1	U		1	U		1	U	
aroclor 1254		1	U		1	U		1	U		1	U		1	U		1	U	
aroclor 1260		1	U		1	U		1	U		1	U		1	U		1	U	

Analyte	Sample ID	DN38A			DN38B			DN38C			DN38D			DN38E			DN38F		
	Field ID	RESULT	Q	RC	RESULT	Q	RC	RESULT	Q	RC	RESULT	Q	RC	RESULT	Q	RC	RESULT	Q	RC
	01NE29SD114																		
	SX																		
	8/21/01																		
	µg/Kg																		
aroclor 1016		60	U		65	U		50	U		52	U		37	U		45	U	
aroclor 1221		120	U		130	U		100	U		100	U		74	U		89	U	
aroclor 1232		60	U		65	U		50	U		52	U		37	U		45	U	
aroclor 1242		60	U		65	U		50	U		52	U		37	U		45	U	
aroclor 1248		60	U		65	U		50	U		52	U		37	U		45	U	
aroclor 1254		60	U		65	U		50	U		52	U		37	U		45	U	
aroclor 1260		60	U		65	U		50	U		52	U		37	U		45	U	

Polychlorinated Biphenyls

DATA SUMMARY TABLE

Sample ID	DN38G			DN38H			DN38I			DN38J			DN38K			DN38L					
	Field ID	Matrix	Date Collected	Units	RESULT	Q	RC	RESULT	Q	RC	RESULT	Q	RC	RESULT	Q	RC	RESULT	Q	RC		
	01NE29SD119	SX	8/21/01	µg/Kg																	
	01NE28SD165	SX	8/20/01	µg/Kg																	
	01NE28SD166	SX	8/20/01	µg/Kg																	
	01NE28SD167	SX	8/20/01	µg/Kg																	
	01NE28SD168	SX	8/20/01	µg/Kg																	
	01NE28SD169	SX	8/20/01	µg/Kg																	
Analyte	RESULT	Q	RC	RESULT	Q	RC	RESULT	Q	RC	RESULT	Q	RC	RESULT	Q	RC	RESULT	Q	RC	RESULT	Q	RC
aroclor 1016	38	U		50	U		44	U		170	U		40	U		44	U				
aroclor 1221	75	U		100	U		87	U		340	U		79	U		89	U				
aroclor 1232	38	U		50	U		44	U		170	U		40	U		44	U				
aroclor 1242	38	U		50	U		44	U		170	U		40	U		44	U				
aroclor 1248	38	U		50	U		44	U		170	U		40	U		44	U				
aroclor 1254	38	U		50	U		44	U		170	U		40	U		153	U				
aroclor 1260	38	U		150			44	U		5400			680			440					

Sample ID	DN38M					
Field ID	01NE28SD170					
Matrix	SX					
Date Collected	8/20/01					
Units	µg/Kg					
Analyte	RESULT	Q	RC			
aroclor 1016	49	UJ	b			
aroclor 1221	98	UJ	b			
aroclor 1232	49	UJ	b			
aroclor 1242	49	UJ	b			
aroclor 1248	49	UJ	b			
aroclor 1254	188	UJ	b			
aroclor 1260	540					

Polychlorinated Biphenyls

DATA SUMMARY TABLE

Analyte	Sample ID	DN39A			DN39B			DN39C			DN39D			DN39E			DN39F		
	Field ID	RESULT	Q	RC	RESULT	Q	RC	RESULT	Q	RC	RESULT	Q	RC	RESULT	Q	RC	RESULT	Q	RC
	01NE28SD159																		
	SX																		
	8/20/01																		
	µg/Kg																		
aroclor 1016		49	U		49	U		52	U		47	U		47	U		48	U	
aroclor 1221		98	U		99	U		100	U		94	U		94	U		97	U	
aroclor 1232		49	U		49	U		52	U		47	U		47	U		48	U	
aroclor 1242		49	U		49	U		52	U		47	U		47	U		48	U	
aroclor 1248		49	U		49	U		52	U		47	U		47	U		48	U	
aroclor 1254		61			49	U		52	U		73			47	U		110		
aroclor 1260		140			63			52	U		180			47	U		170		

Analyte	DN39G			DN39H			DN39I			DN39J			DN39K			DN39L		
	RESULT	Q	RC	RESULT	Q	RC	RESULT	Q	RC	RESULT	Q	RC	RESULT	Q	RC	RESULT	Q	RC
aroclor 1016	250	U		290	UJ	b	120	U		71	U		180	U		290	U	
aroclor 1221	500	U		570	UJ	b	250	U		140	U		360	U		590	U	
aroclor 1232	250	U		290	UJ	b	120	U		71	U		180	U		290	U	
aroclor 1242	250	U		290	UJ	b	120	U		71	U		180	U		290	U	
aroclor 1248	250	U		290	UJ	b	120	U		71	U		180	U		290	U	
aroclor 1254	250	U		290	UJ	b	120	U		71	U		180	U		290	U	
aroclor 1260	250	U		290	UJ	b	120	U		71	U		180	U		290	U	

Polychlorinated Biphenyls

DATA SUMMARY TABLE

Analyte	Sample ID	DN39M			DN39N			DN39O			DN39P			DN39Q			DN39R		
	Field ID	RESULT	Q	RC	RESULT	Q	RC	RESULT	Q	RC	RESULT	Q	RC	RESULT	Q	RC	RESULT	Q	RC
		01NE28SD271			01NE28SD275			01NE28SD177			01NE28SD178			01NE28SD179			01NE28SD180		
	Matrix	SX			SX			SX			SX			SX			SX		
	Date Collected	8/20/01			8/20/01			8/20/01			8/20/01			8/20/01			8/20/01		
	Units	µg/Kg			µg/Kg			µg/Kg			µg/Kg			µg/Kg			µg/Kg		
aroclor 1016		230	U		170	U		120	U		110	U		43	U		74	U	
aroclor 1221		450	U		340	U		230	U		220	U		87	U		150	U	
aroclor 1232		230	U		170	U		120	U		110	U		43	U		74	U	
aroclor 1242		230	U		170	U		120	U		110	U		43	U		74	U	
aroclor 1248		230	U		170	U		120	U		110	U		43	U		74	U	
aroclor 1254		230	U		170	U		120	U		110	U		43	U		74	U	
aroclor 1260		230	U		170	U		120	U		110	U		43	U		74	U	

Analyte	Sample ID	DN39S			DN39T						
	Field ID	01NE28SD181			01NE28SD182						
	Matrix	SX			SX						
	Date Collected	8/20/01			8/20/01						
	Units	µg/Kg			µg/Kg						
		RESULT	Q	RC	RESULT	Q	RC				
aroclor 1016		47	U		110	U					
aroclor 1221		94	U		230	U					
aroclor 1232		47	U		110	U					
aroclor 1242		47	U		110	U					
aroclor 1248		47	U		110	U					
aroclor 1254		47	U		110	U					
aroclor 1260		47	U		110	U					

Polychlorinated Biphenyls

DATA SUMMARY TABLE

Analyte	Sample ID	DN40A			DN40A-RE			DN40B			DN40B-RE			DN40C			DN40C-RE		
	Field ID	01NE29SD123			01NE29SD123			01NE29SD124			01NE29SD124			01NE29SD125			01NE29SD125		
	Matrix	SX			SX			SX			SX			SX			SX		
	Date Collected	8/21/01			8/21/01			8/21/01			8/21/01			8/21/01			8/21/01		
Units	µg/Kg			µg/Kg			µg/Kg			µg/Kg			µg/Kg			µg/Kg			
	RESULT	Q	RC	RESULT	Q	RC	RESULT	Q	RC	RESULT	Q	RC	RESULT	Q	RC	RESULT	Q	RC	
aroclor 1016	73	U		73	UJ	e	48	U		48	UJ	e	48	U		48	UJ	e	
aroclor 1221	150	U		150	UJ	e	96	U		96	UJ	e	96	U		96	UJ	e	
aroclor 1232	73	U		73	UJ	e	48	U		48	UJ	e	48	U		48	UJ	e	
aroclor 1242	73	U		73	UJ	e	48	U		48	UJ	e	48	U		48	UJ	e	
aroclor 1248	73	U		73	UJ	e	48	U		48	UJ	e	48	U		48	UJ	e	
aroclor 1254	73	U		73	UJ	e	48	U		48	UJ	e	48	U		48	UJ	e	
aroclor 1260	73	U		73	UJ	e	48	U		48	UJ	e	48	U		48	UJ	e	

Analyte	DN40D			DN40D-RE			DN40E			DN40E-RE			DN40F			DN40F-RE		
	Field ID			Field ID			Field ID			Field ID			Field ID			Field ID		
	Matrix			Matrix			Matrix			Matrix			Matrix			Matrix		
	Date Collected			Date Collected			Date Collected			Date Collected			Date Collected			Date Collected		
Units			Units			Units			Units			Units			Units			
µg/Kg			µg/Kg			µg/Kg			µg/Kg			µg/Kg			µg/Kg			
RESULT	Q	RC	RESULT	Q	RC	RESULT	Q	RC	RESULT	Q	RC	RESULT	Q	RC	RESULT	Q	RC	
aroclor 1016	51	U		52	UJ	e	49	U		49	UJ	e	38	U		38	UJ	e
aroclor 1221	100	U		100	UJ	e	97	U		98	UJ	e	76	U		77	UJ	e
aroclor 1232	51	U		52	UJ	e	49	U		49	UJ	e	38	U		38	UJ	e
aroclor 1242	51	U		52	UJ	e	49	U		49	UJ	e	38	U		38	UJ	e
aroclor 1248	51	U		52	UJ	e	49	U		49	UJ	e	38	U		38	UJ	e
aroclor 1254	51	U		52	UJ	e	49	U		49	UJ	e	38	U		38	UJ	e
aroclor 1260	51	U		52	UJ	e	49	U		49	UJ	e	38	U		38	UJ	e

Polychlorinated Biphenyls

DATA SUMMARY TABLE

Sample ID	DN40G			DN40G-RE			DN40H			DN40H-RE			DN40I			DN40I-RE			
	Field ID	Matrix	Date Collected	Field ID	Matrix	Date Collected	Field ID	Matrix	Date Collected	Field ID	Matrix	Date Collected	Field ID	Matrix	Date Collected	Field ID	Matrix	Date Collected	
Analyte	Units	RESULT	Q	RC	RESULT	Q	RC	RESULT	Q	RC	RESULT	Q	RC	RESULT	Q	RC	RESULT	Q	RC
aroclor 1016	µg/Kg	41	U		41	UJ	e	36	U		36	UJ	e	40	U		40	UJ	e
aroclor 1221	µg/Kg	81	U		81	UJ	e	72	U		72	UJ	e	80	U		80	UJ	e
aroclor 1232	µg/Kg	41	U		41	UJ	e	36	U		36	UJ	e	40	U		40	UJ	e
aroclor 1242	µg/Kg	41	U		41	UJ	e	36	U		36	UJ	e	40	U		40	UJ	e
aroclor 1248	µg/Kg	41	U		41	UJ	e	36	U		36	UJ	e	40	U		40	UJ	e
aroclor 1254	µg/Kg	41	U		41	UJ	e	36	U		36	UJ	e	40	U		40	UJ	e
aroclor 1260	µg/Kg	41	U		41	UJ	e	36	U		36	UJ	e	40	U		40	UJ	e

Sample ID Field ID Matrix Date Collected Units Analyte	DN40M			DN40M-RE			DN40N			DN40N-RE		
	RESULT	Q	RC	RESULT	Q	RC	RESULT	Q	RC	RESULT	Q	RC
	01NE29SD127			01NE29SD127			01NE29SD126			01NE29SD126		
	SX			SX			SX			SX		
	8/21/01			8/21/01			8/21/01			8/21/01		
	µg/Kg			µg/Kg			µg/Kg			µg/Kg		
aroclor 1016	50	U		50	UJ	e	47	U		47	UJ	e
aroclor 1221	100	U		100	UJ	e	94	U		94	UJ	e
aroclor 1232	50	U		50	UJ	e	47	U		47	UJ	e
aroclor 1242	50	U		50	UJ	e	47	U		47	UJ	e
aroclor 1248	50	U		50	UJ	e	47	U		47	UJ	e
aroclor 1254	50	U		50	UJ	e	47	U		47	UJ	e
aroclor 1260	50	U		50	UJ	e	47	U		47	UJ	e

Polychlorinated Biphenyls

DATA SUMMARY TABLE

Sample ID	DN53A			DN53B			DN53F			DN53G							
	Field ID	Matrix	Date Collected	Units	RESULT	Q	RC	RESULT	Q	RC	RESULT	Q			RC	RESULT	Q
	01NE09SW109	WX	8/23/01	µg/L													
	01NE09SW107	WX	8/23/01	µg/L													
	01NE09SW207	WX	8/23/01	µg/L													
	01NE09SW108	WX	8/23/01	µg/L													
Analyte					RESULT	Q	RC	RESULT	Q	RC	RESULT	Q	RC	RESULT	Q	RC	
aroclor 1016					1	U		1	U		1	U		1	U		
aroclor 1221					2	U		2	U		2	U		2	U		
aroclor 1232					1	U		1	U		1	U		1	U		
aroclor 1242					1	U		1	U		1	U		1	U		
aroclor 1248					1	U		1	U		1	U		1	U		
aroclor 1254					1	U		1	U		1	U		1	U		
aroclor 1260					1	U		1	U		1	U		1	U		

Sample ID	DN55A			DN55B			DN55C			DN55D			DN55E			DN55F		
	Field ID	01NE33SS101		01NE33SS102			01NE33SS103			01NE34SS101			01NE34SS102			01NE34SS103		
Matrix	SX			SX			SX			SX			SX			SX		
Date Collected	8/23/01			8/23/01			8/23/01			8/23/01			8/23/01			8/23/01		
Units	µg/Kg			µg/Kg			µg/Kg			µg/Kg			µg/Kg			µg/Kg		
Analyte	RESULT	Q	RC	RESULT	Q	RC	RESULT	Q	RC	RESULT	Q	RC	RESULT	Q	RC	RESULT	Q	RC
aroclor 1016	36	U		39	U		36	U		45	U		41	U		40	U	
aroclor 1221	72	U		77	U		72	U		89	U		82	U		81	U	
aroclor 1232	36	U		39	U		36	U		45	U		41	U		40	U	
aroclor 1242	36	U		39	U		36	U		45	U		41	U		40	U	
aroclor 1248	36	U		39	U		36	U		45	U		41	U		40	U	
aroclor 1254	36	U		39	U		36	U		45	U		41	U		40	U	
aroclor 1260	36	U		39	U		36	U		45	U		41	U		40	U	

Polychlorinated Biphenyls

DATA SUMMARY TABLE

Sample ID	DN55I			DN55J			DN55K			DN55L																		
	Field ID	Matrix	Date Collected	Units	RESULT	Q	RC	RESULT	Q	RC	RESULT	Q	RC	RESULT	Q	RC												
	01NE34SS107	SX	8/23/01	µg/Kg				01NE34SS108	SX	8/23/01	µg/Kg				01NE34SS109	SX	8/23/01	µg/Kg				01NE34SS110	SX	8/23/01	µg/Kg			
Analyte					RESULT	Q	RC	RESULT	Q	RC	RESULT	Q	RC	RESULT	Q	RC												
aroclor 1016					37	U		43	U		39	U		41	U													
aroclor 1221					75	U		85	U		78	U		83	U													
aroclor 1232					37	U		43	U		39	U		41	U													
aroclor 1242					37	U		43	U		39	U		41	U													
aroclor 1248					37	U		43	U		39	U		41	U													
aroclor 1254					50			250			150			170														
aroclor 1260					37	U		110			63			64														

Analyte	Sample ID	DN68N			DN68N-DL			DN68O			DN68O-DL			DN68P			DN68P-DL		
	Field ID	01NE31SS101			01NE31SS101			01NE31SS102			01NE31SS102			01NE31SS202			01NE31SS202		
	Matrix	SX			SX			SX			SX			SX			SX		
	Date Collected	8/24/01			8/24/01			8/24/01			8/24/01			8/24/01			8/24/01		
Units	µg/Kg			µg/Kg			µg/Kg			µg/Kg			µg/Kg			µg/Kg			
	RESULT	Q	RC	RESULT	Q	RC	RESULT	Q	RC	RESULT	Q	RC	RESULT	Q	RC	RESULT	Q	RC	
4,4'-DDD	3.5	U		35	U		3.7	U		37	U		3.8	U		38	U		
4,4'-DDE	2.6	U		35	U		3.7	U		37	U		5.6	U		38	U		
4,4'-DDT	210	U		300	U		97	U		160	U		120	U		190	U		
aldrin	1.8	U		18	U		1.9	U		19	U		1.9	U		19	U		
alpha-BHC	1.8	U		18	U		1.9	U		19	U		1.9	U		19	U		
alpha-chlordane	1.8	U		18	U		1.9	U		19	U		1.9	U		19	U		
aroclor 1016	35	U		350	U		37	U		370	U		38	U		380	U		
aroclor 1221	70	U		700	U		74	U		740	U		76	U		760	U		
aroclor 1232	35	U		350	U		37	U		370	U		38	U		380	U		
aroclor 1242	35	U		350	U		37	U		370	U		38	U		380	U		
aroclor 1248	35	U		350	U		37	U		370	U		38	U		380	U		
aroclor 1254	35	U		350	U		37	U		370	U		38	U		380	U		
aroclor 1260				6700			3200	J	o	4700						4800			
beta-BHC	1.8	U		18	U		1.9	U		19	U		1.9	U		19	U		
delta-BHC	1.8	U		18	U		1.9	U		19	U		1.9	U		19	U		
dieldrin	43	U		59	U		27	U		38	U		35	U		46	U		
endosulfan I	1.8	U		18	U		1.9	U		19	U		1.9	U		19	U		
endosulfan II	3.5	U		35	U		3.7	U		37	U		3.8	U		38	U		
endosulfan sulfate	34	U		360	U		170	U		250	U		180	U		250	U		
endrin	4.8	U		35	U		3.7	U		37	U		4.1	U		38	U		
endrin aldehyde	56	U		67	U		36	U		49	U		40	U		49	U		
endrin ketone	3.5	U		35	U		3.7	U		37	U		3.8	U		38	U		
gamma-BHC	1.8	U		18	U		1.9	U		19	U		1.9	U		19	U		
gamma-chlordane	1.8	U		18	U		1.9	U		19	U		1.9	U		19	U		
heptachlor	1.8	U		18	U		1.9	U		19	U		1.9	U		19	U		
heptachlor epoxide	1.8	U		18	U		1.9	U		19	U		1.9	U		19	U		
methoxychlor	37	U		180	U		22	U		32	U		25	U		190	U		
toxaphene	180	U		1800	U		190	U		1900	U		190	U		1900	U		

Organochlorine Pesticides / PCBs

DATA SUMMARY TABLE

Analyte	Sample ID	DN68Q			DN68Q-DL			DN68R			DN68R-DL			DN68U			DN68V		
	Field ID	01NE31SS103			01NE31SS103			01NE31SS104			01NE31SS104			01NE32SS103			01NE32SS104		
	Matrix	SX			SX			SX			SX			SX			SX		
	Date Collected	8/24/01			8/24/01			8/24/01			8/24/01			8/24/01			8/24/01		
Units	µg/Kg			µg/Kg			µg/Kg			µg/Kg			µg/Kg			µg/Kg			
	RESULT	Q	RC	RESULT	Q	RC	RESULT	Q	RC	RESULT	Q	RC	RESULT	Q	RC	RESULT	Q	RC	
4,4'-DDD	3.5	U		35	U		3.5	U		35	U		4.3	UJ	b	3.5	U		
4,4'-DDE	3.5	U		35	U		3.5	U		35	U		4.3	UJ	b	3.5	U		
4,4'-DDT	130	U		190	U		78	U		160	U		4.3	UJ	b	8.6	U		
aldrin	1.8	U		18	U		1.8	U		18	U		2.2	UJ	b	1.7	U		
alpha-BHC	1.8	U		18	U		1.8	U		18	U		2.2	UJ	b	1.7	U		
alpha-chlordane	1.8	U		18	U		1.8	U		18	U		2.2	UJ	b	1.7	U		
aroclor 1016	35	U		350	U		35	U		350	U		43	UJ	b	35	U		
aroclor 1221	70	U		700	U		71	U		710	U		87	UJ	b	69	U		
aroclor 1232	35	U		350	U		35	U		350	U		43	UJ	b	35	U		
aroclor 1242	35	U		350	U		35	U		350	U		43	UJ	b	35	U		
aroclor 1248	35	U		350	U		35	U		350	U		43	UJ	b	35	U		
aroclor 1254	35	U		350	U		35	U		350	U		43	UJ	b	35	U		
aroclor 1260	3000	J	o	4100			3200	J	o	4400			43	UJ	b	160	J	b,c	
beta-BHC	1.8	U		18	U		1.8	U		18	U		2.2	UJ	b	1.7	U		
delta-BHC	1.8	U		18	U		1.8	U		18	U		2.2	UJ	b	1.7	U		
dieldrin	28	U		36	U		28	U		39	U		4.3	UJ	b	3.5	U		
endosulfan I	1.8	U		18	U		1.8	U		18	U		2.2	UJ	b	1.7	U		
endosulfan II	3.5	U		35	U		3.5	U		35	U		4.3	UJ	b	3.5	U		
endosulfan sulfate	160	U		220	U		170	U		240	U		4.3	UJ	b	8.8	U		
endrin	3.5	U		35	U		3.5	U		35	U		4.3	UJ	b	3.5	U		
endrin aldehyde	32	U		40	U		34	U		43	U		4.3	UJ	b	3.5	U		
endrin ketone	3.5	U		35	U		3.5	U		35	U		4.3	UJ	b	3.5	U		
gamma-BHC	1.8	U		18	U		1.8	U		18	U		2.2	UJ	b	1.7	U		
gamma-chlordane	1.8	U		18	U		1.8	U		18	U		2.2	UJ	b	1.7	U		
heptachlor	1.8	U		18	U		1.8	U		18	U		2.2	UJ	b	1.7	U		
heptachlor epoxide	1.8	U		18	U		1.8	U		18	U		2.2	UJ	b	1.7	U		
methoxychlor	24	U		180	U		24	U		180	U		22	UJ	b	17	U		
toxaphene	180	U		1800	U		180	U		1800	U		220	UJ	b	170	U		

Sample ID	DN68A			DN68B			DN68F			DN68M				
	Field ID	01NE21SS169		01NE21SS269			01NE09SD114			01NE34SS104				
Matrix	SX			SX			SX			SX				
Date Collected	8/24/01			8/24/01			8/24/01			8/23/01				
Units	µg/Kg			µg/Kg			µg/Kg			µg/Kg				
Analyte	RESULT	Q	RC	RESULT	Q	RC	RESULT	Q	RC	RESULT	Q	RC		
aroclor 1016	180	U		180	U		200	U		38	U			
aroclor 1221	360	U		370	U		390	U		76	U			
aroclor 1232	180	U		180	U		200	U		38	U			
aroclor 1242	180	U		180	U		200	U		38	U			
aroclor 1248	180	U		180	U		200	U		38	U			
aroclor 1254	180	U		180	U		200	U		590				
aroclor 1260	180	U		180	U		200	U		470				

Organochlorine Pesticides / PCBs

DATA SUMMARY TABLE

Analyte	Sample ID	DN69N			DN69O			DN69O-DL			DN69P			DN69P-DL			DN69Q					
	Field ID	01NE31SS121			01NE31SS122			01NE31SS122			01NE31SS123			01NE31SS123			01NE31SS124					
Matrix	SX	SX		SX		SX		SX		SX		SX		SX		SX						
Date Collected	8/24/01	8/24/01		8/24/01		8/24/01		8/24/01		8/24/01		8/24/01		8/24/01		8/24/01						
Units	µg/Kg	µg/Kg		µg/Kg		µg/Kg		µg/Kg		µg/Kg		µg/Kg		µg/Kg		µg/Kg						
	RESULT	Q	RC	RESULT	Q	RC	RESULT	Q	RC	RESULT	Q	RC	RESULT	Q	RC	RESULT	Q	RC	RESULT	Q	RC	
4,4'-DDD	5.8	U		71	U		71	U		7.3	U		73	U		3.8	U					
4,4'-DDE	5.8	U		5.7	U		37	U		17	U		73	U		3.8	U					
4,4'-DDT	5.8	U		160	U		160	U		610	U		930	U		14	U					
aldrin	2.9	U		1.9	U		19	U		3.6	U		36	U		1.9	U					
alpha-BHC	2.9	U		1.9	U		19	U		3.6	U		36	U		1.9	U					
alpha-chlordane	2.9	U		1.9	U		19	U		3.6	U		36	U		1.9	U					
aroclor 1016	58	U		37	U		370	U		73	U		730	U		38	U					
aroclor 1221	120	U		75	U		750	U		150	U		1500	U		77	U					
aroclor 1232	58	U		190	U		370	U		73	U		730	U		38	U					
aroclor 1242	58	U		37	U		370	U		73	U		730	U		38	U					
aroclor 1248	58	U		100	U		370	U		73	U		730	U		38	U					
aroclor 1254	58	U		66	U		370	U		73	U		730	U		38	U					
aroclor 1260	58	U		410	U		370	U					22000			360						
beta-BHC	2.9	U		10	U		19	U		3.6	U		36	U		1.9	U					
delta-BHC	2.9	U		7.8	U		19	U		3.6	U		36	U		1.9	U					
dieldrin	5.8	U		7.2	U		37	U		140	U		210	U		3.8	U					
endosulfan I	2.9	U		7.8	U		19	U		3.6	U		36	U		1.9	U					
endosulfan II	5.8	U		3.7	U		37	U		7.3	U		73	U		3.8	U					
endosulfan sulfate	5.8	U		75			64	U		400	U		1200	U		21	U					
endrin	5.8	U		3.7	U		37	U		14	U		73	U		3.8	U					
endrin aldehyde	5.8	U		3.7	U		37	U		170	U		220	U		3.8	U					
endrin ketone	5.8	U		16	U		37	U		7.3	U		73	U		3.8	U					
gamma-BHC	2.9	U		1.9	U		19	U		3.6	U		36	U		1.9	U					
gamma-chlordane	2.9	U		4	U		19	U		36	U		42	U		1.9	U					
heptachlor	2.9	U		3.4	U		19	U		3.6	U		36	U		1.9	U					
heptachlor epoxide	2.9	U		1.9	U		19	U		3.6	U		36	U		1.9	U					
methoxychlor	29	U		19	U		190	U		100	U		360	U		19	U					
toxaphene	290	U		190	U		1900	U		360	U		3600	U		190	U					

Analyte	DN69A			DN69B			DN69C			DN69D			DN69E			DN69F		
	Field ID			Field ID			Field ID			Field ID			Field ID			Field ID		
	01NE21SB169			01NE21SB170			01NE21SS170			01NE21SB171			01NE21SS171			01NE21SS172		
	Matrix			Matrix			Matrix			Matrix			Matrix			Matrix		
Date Collected			Date Collected			Date Collected			Date Collected			Date Collected			Date Collected			
Units			Units			Units			Units			Units			Units			
µg/Kg			µg/Kg			µg/Kg			µg/Kg			µg/Kg			µg/Kg			
RESULT	Q	RC	RESULT	Q	RC	RESULT	Q	RC	RESULT	Q	RC	RESULT	Q	RC	RESULT	Q	RC	
aroclor 1016	45	U		49	U		77	U		39	U		52	U		130	U	
aroclor 1221	91	U		98	U		150	U		79	U		100	U		270	U	
aroclor 1232	45	U		49	U		77	U		39	U		52	U		130	U	
aroclor 1242	45	U		49	U		77	U		39	U		52	U		130	U	
aroclor 1248	45	U		49	U		77	U		39	U		52	U		130	U	
aroclor 1254	45	U		49	U		140			39	U		52	U		130	U	
aroclor 1260	45	U		49	U		150			39	U		52	U		130	U	

Polychlorinated Biphenyls

DATA SUMMARY TABLE

Analyte	Sample ID	DN69G			DN69H			DN69I			DN69J			DN69K			DN69K-DL		
	Field ID	RESULT	Q	RC	RESULT	Q	RC	RESULT	Q	RC	RESULT	Q	RC	RESULT	Q	RC	RESULT	Q	RC
	Matrix	Units			Units			Units			Units			Units			Units		
	Date Collected																		
aroclor 1016	01NE21SS173	57	U		65	U		84	U		360	U		37	U		730	U	
aroclor 1221	01NE21SD113	110	U		130	U		170	U		730	U		73	U		1500	U	
aroclor 1232	SX	57	U		65	U		84	U		360	U		37	U		730	U	
aroclor 1242	8/24/01	57	U		65	U		84	U		360	U		37	U		730	U	
aroclor 1248	8/24/01	57	U		65	U		84	U		360	U		37	U		730	U	
aroclor 1254	µg/Kg	140			65	U		84	U		360	U		37	U		730	U	
aroclor 1260	µg/Kg	180			65	U		84	U		3600						19000		

Analyte	Sample ID	DN69L			DN69M						
	Field ID	01NE14SS103			01NE14SS203						
	Matrix	SX			SX						
	Date Collected	8/24/01			8/24/01						
	Units	µg/Kg			µg/Kg						
		RESULT	Q	RC	RESULT	Q	RC				
aroclor 1016		37	U		37	U					
aroclor 1221		74	U		74	U					
aroclor 1232		37	U		37	U					
aroclor 1242		37	U		37	U					
aroclor 1248		37	U		37	U					
aroclor 1254		37	U		37	U					
aroclor 1260		200			300						

Polychlorinated Biphenyls

DATA SUMMARY TABLE

Analyte	Sample ID	DN71A			DN71B			DN71D			DN71E			DN71F			DN71G		
	Field ID	01NE09SW112			01NE09WP102			01NE09MW103			01NE09SW111			01NE24SW114			01NE24SW214		
	Matrix	WX			WX			WX			WX			WX			WX		
	Date Collected	8/26/01			8/26/01			8/26/01			8/26/01			8/24/01			8/24/01		
	Units	µg/L			µg/L			µg/L			µg/L			µg/L			µg/L		
		RESULT	Q	RC	RESULT	Q	RC	RESULT	Q	RC	RESULT	Q	RC	RESULT	Q	RC	RESULT	Q	RC
aroclor 1016		1	U		1	U		1	UJ	b	1	U		1	U		1	U	
aroclor 1221		2	U		2	U		2	UJ	b	2	U		2	U		2	U	
aroclor 1232		1	U		1	U		1	UJ	b	1	U		1	U		1	U	
aroclor 1242		1	U		1	U		1	UJ	b	1	U		1	U		1	U	
aroclor 1248		1	U		1	U		1	UJ	b	1	U		1	U		1	U	
aroclor 1254		1	U		1	U		1	UJ	b	1	U		1	U		1	U	
aroclor 1260		1	U		1	U		1	UJ	b	1	U		1	U		1	U	

Analyte	Sample ID	DN71M			DN71P						
	Field ID	01NE21SW113			01NE09SW110						
	Matrix	WX			WX						
	Date Collected	8/24/01			8/25/01						
	Units	µg/L			µg/L						
		RESULT	Q	RC	RESULT	Q	RC				
aroclor 1016		1	U		1	U					
aroclor 1221		2	U		2	U					
aroclor 1232		1	U		1	U					
aroclor 1242		1	U		1	U					
aroclor 1248		1	U		1	U					
aroclor 1254		1	U		1	U					
aroclor 1260		1	U		1	U					

Polychlorinated Biphenyls

DATA SUMMARY TABLE

Analyte	Sample ID	DN73C			DN73M						
	Field ID	01NE06WP103			01NE21SW114						
	Matrix	WX			WX						
	Date Collected	8/25/01			8/21/01						
	Units	µg/L			µg/L						
	RESULT	Q	RC	RESULT	Q	RC					
aroclor 1016	1	U		1	UJ	e					
aroclor 1221	2	U		2	UJ	e					
aroclor 1232	1	U		1	UJ	e					
aroclor 1242	1	U		1	UJ	e					
aroclor 1248	1	U		1	UJ	e					
aroclor 1254	1	U		1	UJ	e					
aroclor 1260	1	U		1	UJ	e					

Sample ID	DN76N						
Field ID	01NE32SS105						
Matrix	SX						
Date Collected	8/24/01						
Units	µg/Kg						
Analyte	RESULT	Q	RC				
4,4'-DDD	3.6	UJ	b				
4,4'-DDE	3.6	UJ	b				
4,4'-DDT	37	UJ	b				
aldrin	1.8	UJ	b				
alpha-BHC	1.8	UJ	b				
alpha-chlordane	1.8	UJ	b				
aroclor 1016	36	UJ	b				
aroclor 1221	72	UJ	b				
aroclor 1232	36	UJ	b				
aroclor 1242	36	UJ	b				
aroclor 1248	36	UJ	b				
aroclor 1254	36	UJ	b				
aroclor 1260	890	J	b				
beta-BHC	1.8	UJ	b				
delta-BHC	1.8	UJ	b				
dieldrin	11	UJ	b				
endosulfan I	1.8	UJ	b				
endosulfan II	3.6	UJ	b				
endosulfan sulfate	7.3	UJ	b				
endrin	3.6	UJ	b				
endrin aldehyde	7.8	UJ	b				
endrin ketone	3.6	UJ	b				
gamma-BHC	1.8	UJ	b				
gamma-chlordane	2.8	UJ	b				
heptachlor	1.8	UJ	b				
heptachlor epoxide	1.8	UJ	b				
methoxychlor	3.1	UJ	b				
toxaphene	180	UJ	b				

Polychlorinated Biphenyls

DATA SUMMARY TABLE

Sample ID	DN76A			DN76C			DN76D			DN76E			DN76J			DN76K		
	Field ID	01NE16SS165		01NE16SS166			01NE09SD107			01NE09SD108			01NE09SD109			01NE09SD213		
Matrix	SX			SX			SX			SX			SX			SX		
Date Collected	8/23/01			8/23/01			8/23/01			8/23/01			8/24/01			8/24/01		
Units	µg/Kg			µg/Kg			µg/Kg			µg/Kg			µg/Kg			µg/Kg		
Analyte	RESULT	Q	RC	RESULT	Q	RC	RESULT	Q	RC	RESULT	Q	RC	RESULT	Q	RC	RESULT	Q	RC
aroclor 1016	37	U		41	U		230	U		120	U		92	U		110	U	
aroclor 1221	75	U		82	U		460	U		250	U		180	U		220	U	
aroclor 1232	37	U		41	U		230	U		120	U		92	U		110	U	
aroclor 1242	37	U		41	U		230	U		120	U		98	U		110	U	
aroclor 1248	37	U		41	U		230	U		120	U		92	U		110	U	
aroclor 1254	37	U		41	U		230	U		120	U		150	U		110	U	
aroclor 1260	37	U		62			230	U		120	U		460	U		110	U	

Poly chlorinated Biphenyls

DATA SUMMARY TABLE

Analyte	Sample ID	DN76L			DN76M			DN76P					
	Field ID	01NE24SD114			01NE24SD115			01NE09SD113					
	Matrix	SX			SX			SX					
	Date Collected	8/24/01			8/24/01			8/24/01					
	Units	µg/Kg			µg/Kg			µg/Kg					
		RESULT	Q	RC	RESULT	Q	RC	RESULT	Q	RC			
aroclor 1016		250	U		43	U		200	U				
aroclor 1221		490	U		87	U		410	U				
aroclor 1232		250	U		43	U		200	U				
aroclor 1242		250	U		43	U		200	U				
aroclor 1248		250	U		43	U		200	U				
aroclor 1254		250	U		43	U		200	U				
aroclor 1260		250	U		43	U		200	U				

Polychlorinated Biphenyls

DATA SUMMARY TABLE

Analyte	Sample ID	DN88A			DN88E			DN88F		
	Field ID	01NE07WP102			01NE07WP101			01NE07WP103		
	Matrix	WX			WX			WX		
	Date Collected	8/27/01			8/28/01			8/27/01		
	Units	µg/L			µg/L			µg/L		
		RESULT	Q	RC	RESULT	Q	RC	RESULT	Q	RC
aroclor 1016		1	U		1	U		1	U	
aroclor 1221		2	U		2	U		2	U	
aroclor 1232		1	U		1	U		1	U	
aroclor 1242		1	U		1	U		1	U	
aroclor 1248		1	U		1	U		1	U	
aroclor 1254		1	U		1	U		1	U	
aroclor 1260		1	U		1	U		1	U	

Sample ID Field ID Matrix Date Collected Units Analyte	DQ74A 01NE16SS167 SX 9/24/01 µg/Kg			DQ74B 01NE16SS168 SX 9/24/01 µg/Kg			DQ74B-DL 01NE16SS168 SX 9/24/01 µg/Kg			DQ74C 01NE28SD183 SX 9/24/01 µg/Kg			DQ74C-DL 01NE28SD183 SX 9/24/01 µg/Kg			DQ74D 01NE28SD184 SX 9/24/01 µg/Kg				
	RESULT	Q	RC	RESULT	Q	RC	RESULT	Q	RC	RESULT	Q	RC	RESULT	Q	RC	RESULT	Q	RC		
4,4'-DDD	3.7	UJ	b	6	J	b	19	UJ	b	200	J	b,o	210							
4,4'-DDE	3.7	UJ	b	5	J	b	19	UJ	b	18	UJ	b	35	U				5.4	UJ	b
4,4'-DDT	11	J	b	140	J	b,o	120	J	b	14	UJ	b	35	U				5.4	UJ	b
aldrin	1.8	UJ	b	1.9	UJ	b	9.5	UJ	b	3.5	UJ	b	18	U				2.7	UJ	b
alpha-BHC	1.8	UJ	b	1.9	UJ	b	9.5	UJ	b	6.3	UJ	b	18	U				2.7	UJ	b
alpha-chlordane	1.8	UJ	b	1.9	UJ	b	9.5	UJ	b	3.5	UJ	b	18	U				2.7	UJ	b
beta-BHC	1.8	UJ	b	1.9	UJ	b	9.5	UJ	b	12	J	b	18	U				2.7	UJ	b
delta-BHC	1.8	UJ	b	1.9	UJ	b	9.5	UJ	b	3.5	UJ	b	18	U				2.7	UJ	b
dieldrin	3.7	UJ	b	3.8	UJ	b	19	UJ	b	11	UJ	b	35	U				5.4	UJ	b
endosulfan I	1.8	UJ	b	2.5	J	b	9.5	UJ	b	3.5	UJ	b	18	U				2.7	UJ	b
endosulfan II	3.7	UJ	b	3.8	UJ	b	19	UJ	b	7	UJ	b	35	U				5.4	UJ	b
endosulfan sulfate	3.7	UJ	b	3.8	UJ	b	19	UJ	b	11	UJ	b	35	U				5.4	UJ	b
endrin	3.7	UJ	b	3.8	UJ	b	19	UJ	b	7	UJ	b	35	U				5.4	UJ	b
endrin aldehyde	3.7	UJ	b	6.4	UJ	b	19	UJ	b	7	UJ	b	35	U				5.4	UJ	b
endrin ketone	3.7	UJ	b	3.8	UJ	b	19	UJ	b	7	UJ	b	35	U				5.4	UJ	b
gamma-BHC	1.8	UJ	b	1.9	UJ	b	9.5	UJ	b	3.9	UJ	b	18	U				2.7	UJ	b
gamma-chlordane	1.8	UJ	b	1.9	UJ	b	9.5	UJ	b	6.4	UJ	b	18	U				2.7	UJ	b
heptachlor	1.8	UJ	b	1.9	UJ	b	9.5	UJ	b	4.6	J	b	18	U				2.7	UJ	b
heptachlor epoxide	1.8	UJ	b	1.9	UJ	b	9.5	UJ	b	3.5	UJ	b	18	U				2.7	UJ	b
methoxychlor	18	UJ	b	19	UJ	b	95	UJ	b	35	UJ	b	180	U				27	UJ	b
toxaphene	180	UJ	b	190	UJ	b	950	UJ	b	350	UJ	b	1800	U				270	UJ	b

Organochlorine Pesticides / PCBs

DATA SUMMARY TABLE

Analyte	Sample ID	DQ74E			DQ74E-DL			DQ74F			DQ74F-DL			DQ74G			DQ74H		
	Field ID	01NE28SD185			01NE28SD185			01NE28SD186			01NE28SD186			01NE28SD187			01NE28SD188		
	Matrix	SX			SX			SX			SX			SX			SX		
	Date Collected	9/24/01			9/24/01			9/24/01			9/24/01			9/24/01			9/24/01		
Units	µg/Kg			µg/Kg			µg/Kg			µg/Kg			µg/Kg			µg/Kg			
	RESULT	Q	RC	RESULT	Q	RC	RESULT	Q	RC	RESULT	Q	RC	RESULT	Q	RC	RESULT	Q	RC	
4,4'-DDD		J	b	1500			290	J	o	470			7.2	J	b	34	U		
4,4'-DDE	110	UJ	b	260	U		18	U		100	U		6.6	UJ	b	34	U		
4,4'-DDT	32	UJ	b	260	U		14	U		100	U		6.6	UJ	b	34	U		
aldrin	3.3	UJ	b	130	U		2.5	U		50	U		3.3	UJ	b	17	U		
alpha-BHC	4	UJ	b	130	U		4	U		50	U		3.3	UJ	b	17	U		
alpha-chlordane	3.3	UJ	b	130	U		2.5	U		50	U		3.3	UJ	b	17	U		
beta-BHC	6.4	UJ	b	130	U		6.3	U		50	U		3.3	UJ	b	17	U		
delta-BHC	3.3	UJ	b	130	U		2.5	U		50	U		3.3	UJ	b	17	U		
dieldrin	97	UJ	b	260	U		5	U		100	U		6.6	UJ	b	34	U		
endosulfan I	3.3	UJ	b	130	U		2.5	U		50	U		3.3	UJ	b	17	U		
endosulfan II	8.3	UJ	b	260	U		8.7	U		100	U		6.6	UJ	b	34	U		
endosulfan sulfate	58	UJ	b	260	U		8.6			100	U		6.6	UJ	b	34	U		
endrin	6.6	UJ	b	260	U		5	U		100	U		6.6	UJ	b	34	U		
endrin aldehyde	38	UJ	b	260	U		5	U		100	U		6.6	UJ	b	34	U		
endrin ketone	6.6	UJ	b	260	U		5	U		100	U		6.6	UJ	b	34	U		
gamma-BHC	3.3	UJ	b	130	U		6.5			50	U		3.3	UJ	b	17	U		
gamma-chlordane	32	UJ	b	130	U		6.4	U		50	U		3.3	UJ	b	17	U		
heptachlor	3.3	UJ	b	130	U		4.4			50	U		3.3	UJ	b	17	U		
heptachlor epoxide	3.3	UJ	b	130	U		2.5	U		50	U		3.3	UJ	b	17	U		
methoxychlor	33	UJ	b	1300	U		25	U		500	U		33	UJ	b	170	U		
toxaphene	330	UJ	b	13000	U		250	U		5000	U		330	UJ	b	1700	U		

Analyte	Sample ID	DQ74I			DQ74J			DQ74K			DQ74L			DQ74M			DQ74N		
	Field ID	01NE28SD189			01NE28SD190			01NE28SD191			01NE28SD192			01NE28SD292			01NE28SD285		
	Matrix	SX			SX			SX			SX			SX			SX		
	Date Collected	9/24/01			9/24/01			9/24/01			9/24/01			9/24/01			9/24/01		
Units	µg/Kg			µg/Kg			µg/Kg			µg/Kg			µg/Kg			µg/Kg			
	RESULT	Q	RC	RESULT	Q	RC	RESULT	Q	RC	RESULT	Q	RC	RESULT	Q	RC	RESULT	Q	RC	
4,4'-DDD	31	U		10	UJ	b	15	J	b	7.2	UJ	b	7.1	UJ	b				
4,4'-DDE	31	U		10	UJ	b	5.3	UJ	b	4.3	UJ	b	6.5	UJ	b	82	UJ	b	
4,4'-DDT	31	U		10	UJ	b	5.3	UJ	b	4.3	UJ	b	5	UJ	b	22	UJ	b	
aldrin	15	U		5.2	UJ	b	2.6	UJ	b	2.2	UJ	b	2.1	UJ	b	2.8	UJ	b	
alpha-BHC	15	U		5.2	UJ	b	2.9	UJ	b	2.2	UJ	b	2.1	UJ	b	2.8	UJ	b	
alpha-chlordane	15	U		5.2	UJ	b	2.6	UJ	b	2.2	UJ	b	2.1	UJ	b	2.8	UJ	b	
beta-BHC	15	U		5.2	UJ	b	9.2	UJ	b	2.2	UJ	b	2.1	UJ	b	3.9	J	b	
delta-BHC	15	U		5.2	UJ	b	2.6	UJ	b	2.2	UJ	b	2.1	UJ	b	2.8	UJ	b	
dieldrin	31	U		10	UJ	b	5.3	UJ	b	4.3	UJ	b	7.8	UJ	b	16	UJ	b	
endosulfan I	15	U		5.2	UJ	b	2.6	UJ	b	2.2	UJ	b	2.1	UJ	b	2.8	UJ	b	
endosulfan II	31	U		10	UJ	b	5.3	UJ	b	4.3	UJ	b	4.1	UJ	b	5.7	UJ	b	
endosulfan sulfate	31	U		10	UJ	b	5.3	UJ	b	4.3	UJ	b	12	UJ	b	56	UJ	b	
endrin	31	U		10	UJ	b	5.3	UJ	b	4.3	UJ	b	4.1	UJ	b	5.7	UJ	b	
endrin aldehyde	31	U		10	UJ	b	5.3	UJ	b	4.3	UJ	b	4.1	UJ	b	35	UJ	b	
endrin ketone	31	U		10	UJ	b	5.3	UJ	b	4.3	UJ	b	4.1	UJ	b	5.7	UJ	b	
gamma-BHC	15	U		5.2	UJ	b	2.9	J	b	2.2	UJ	b	2.1	UJ	b	2.8	UJ	b	
gamma-chlordane	15	U		5.2	UJ	b	2.6	UJ	b	2.2	UJ	b	3.8	UJ	b	26	UJ	b	
heptachlor	15	U		5.2	UJ	b	2.6	UJ	b	2.2	UJ	b	2.1	UJ	b	2.8	UJ	b	
heptachlor epoxide	15	U		5.2	UJ	b	2.6	UJ	b	2.2	UJ	b	2.1	UJ	b	2.8	UJ	b	
methoxychlor	150	U		52	UJ	b	26	UJ	b	22	UJ	b	21	UJ	b	28	UJ	b	
toxaphene	1500	U		520	UJ	b	260	UJ	b	220	UJ	b	210	UJ	b	280	UJ	b	

Sample ID	DQ74N-DL					
Field ID	01NE28SD285					
Matrix	SX					
Date Collected	9/24/01					
Units	µg/Kg					
Analyte	RESULT	Q	RC			
4,4'-DDD	830					
4,4'-DDE	110	U				
4,4'-DDT	110	U				
aldrin	57	U				
alpha-BHC	57	U				
alpha-chlordane	57	U				
beta-BHC	57	U				
delta-BHC	57	U				
dieldrin	110	U				
endosulfan I	57	U				
endosulfan II	110	U				
endosulfan sulfate	110	U				
endrin	110	U				
endrin aldehyde	110	U				
endrin ketone	110	U				
gamma-BHC	57	U				
gamma-chlordane	57	U				
heptachlor	57	U				
heptachlor epoxide	57	U				
methoxychlor	570	U				
toxaphene	5700	U				

Analyte	100302-02			100302-03			100302-04			100302-05			100302-06			100302-08		
	Field ID	Matrix	Date Collected	Field ID	Matrix	Date Collected	Field ID	Matrix	Date Collected	Field ID	Matrix	Date Collected	Field ID	Matrix	Date Collected	Field ID	Matrix	Date Collected
Units	01NE28SD311	SX	8/18/01	01NE28SD325	SX	8/18/01	01NE28SD351	SX	8/19/01	01NE28SD353	SX	8/19/01	01NE28SD357	SX	8/19/01	01NE28SD339	SX	8/19/01
	µg/Kg			µg/Kg			µg/Kg			µg/Kg			µg/Kg			µg/Kg		
	RESULT	Q	RC	RESULT	Q	RC	RESULT	Q	RC	RESULT	Q	RC	RESULT	Q	RC	RESULT	Q	RC
2-chloronaphthalene	9.3	U		3.2	U		2900			14	U		20	U		3.6		
2-methylnaphthalene	17			1900	J	o	19000	J	o	2800			2200			4	J	n
acenaphthene	9.3	U		57			23	UJ	n	14	UJ	n	20	UJ	n	3.6	UJ	n
acenaphthylene	9.3	U		3.2	U		23	UJ	n	14	U		20	U		3.6	U	
anthracene	9.3	U		3.2	U		23	U		14	U		20	U		3.6	UJ	n
benzo(a)anthracene	19	U		6.4	U		45	U		24	J	m,n	41	U		7.3	UJ	n
benzo(a)pyrene	9.3	U		3.2	U		23	U		14	U		20	U		3.6	UJ	n
benzo(b)fluoranthene	9.3	U		3.2	U		86			14	U		20	U		3.6	UJ	n
benzo(g,h,i)perylene	9.3	U		3.2	U		23	U		14	U		20	U		3.6	UJ	n
benzo(k)fluoranthene	9.3	U		3.2	U		23	J	n	14	U		20	U		3.6	UJ	n
chrysene	19	U		6.4	U		120			48	J	n	41	U		7.3	UJ	n
dibenzo(a,h)anthracene	9.3	U		3.2	U		23	U		14	U		20	U		3.6	UJ	n
fluoranthene	110	J	c,f	3.2	U		23	U		14	U		20	U		3.6	UJ	n
fluorene	9.3	U		52	J	n	23	UJ	n	14	UJ	n	20	UJ	n	3.6	UJ	n
indeno(1,2,3,c,d)pyrene	9.3	U		3.2	U		23	U		14	U		20	U		3.6	UJ	n
naphthalene	14			1400			7600			14	UJ	n	1900			5.1	J	n
phenanthrene	55	J	c,f	16	J	n	780			230			20	U		3.6	UJ	n
pyrene	66	J	c	3.2	U		240			85			20	U		3.6	UJ	n

Polynuclear Aromatic Hydrocarbons

DATA SUMMARY TABLE

Analyte	Sample ID	100302L03		100302L04		Q	RC
	Field ID	RESULT	Q	RESULT	Q		
	Matrix	SX		SX			
	Date Collected	8/18/01		8/19/01			
	Units	µg/Kg		µg/Kg			
RESULT	Q	RC	RESULT	Q	RC		
2-chloronaphthalene	32	U	230	U			
2-methylnaphthalene	2200		28000				
acenaphthene	48		990				
acenaphthylene	32	U	230	U			
anthracene	32	U	230	U			
benzo(a)anthracene	64	U	450	U			
benzo(a)pyrene	32	U	230	U			
benzo(b)fluoranthene	32	U	230	U			
benzo(g,h,i)perylene	32	U	230	U			
benzo(k)fluoranthene	32	U	230	U			
chrysene	64	U	450	U			
dibenzo(a,h)anthracene	32	U	230	U			
fluoranthene	32	U	230	U			
fluorene	54		2800				
indeno(1,2,3,c,d)pyrene	32	U	230	U			
naphthalene	1700		9900				
phenanthrene	32	U	900				
pyrene	32	U	230	U			

Analyte	100413-01			100413-02			100413-03			100413-04			100413-05			100413-06		
	RESULT	Q	RC	RESULT	Q	RC	RESULT	Q	RC	RESULT	Q	RC	RESULT	Q	RC	RESULT	Q	RC
2-chloronaphthalene	2	U		6.4	U		7.8	U		210	U		3.4	U		0.098	U	
2-methylnaphthalene	2	U		68			7.8	U		210	UJ	n	57			0.098	U	
acenaphthene	2	U		6.4	U		7.8	U		210	UJ	n	3.4	U		0.098	U	
acenaphthylene	2	U		20			7.8	U		210	U		3.4	U		0.098	U	
anthracene	2	U		6.4	U		7.8	U		210	U		3.4	U		0.098	U	
benzo(a)anthracene	4	U		13	U		16	U		420	U		6.8	U		0.098	U	
benzo(a)pyrene	2	U		6.4	U		7.8	U		210	U		3.4	U		0.098	U	
benzo(b)fluoranthene	2	UJ	f	6.4	U		7.8	U		210	U		3.4	U		0.098	U	
benzo(g,h,i)perylene	2	U		6.4	U		7.8	U		210	U		3.4	U		0.098	U	
benzo(k)fluoranthene	2	UJ	f	6.4	U		7.8	U		210	U		3.4	U		0.098	U	
chrysene	4	U		13	U		16	U		420	U		6.8	U		0.098	U	
dibenzo(a,h)anthracene	2	U		6.4	U		7.8	U		210	U		3.4	U		0.098	U	
fluoranthene	2	U		6.4	U		7.8	U		720			3.4	UJ	n	0.098	U	
fluorene	2	U		6.4	U		7.8	U		3300			14			0.098	U	
indeno(1,2,3,c,d)pyrene	2	U		6.4	U		7.8	U		210	U		3.4	U		0.098	U	
naphthalene	2	U		68			7.8	U		210	UJ	n	28			0.098	U	
phenanthrene	2	U		6.4	U		7.8	U		210	U		3.4	UJ	n	0.098	U	
pyrene	2	U		6.4	U		7.8	U		210	U		3.4	U		0.098	U	

Polynuclear Aromatic Hydrocarbons

DATA SUMMARY TABLE

Sample ID	100418-02					
Field ID	01NE09SW307					
Matrix	WX					
Date Collected	8/23/01					
Units	µg/L					
Analyte	RESULT	Q	RC			
2-chloronaphthalene	0.099	U				
2-methylnaphthalene	0.099	U				
acenaphthene	0.099	U				
acenaphthylene	0.099	U				
anthracene	0.099	U				
benzo(a)anthracene	0.099	U				
benzo(a)pyrene	0.099	U				
benzo(b)fluoranthene	0.099	U				
benzo(g,h,i)perylene	0.099	U				
benzo(k)fluoranthene	0.099	U				
chrysene	0.099	U				
dibenzo(a,h)anthracene	0.099	U				
fluoranthene	0.099	U				
fluorene	0.099	U				
indeno(1,2,3,c,d)pyrene	0.099	U				
naphthalene	0.099	U				
phenanthrene	0.099	U				
pyrene	0.099	U				

Sample ID	100492-13					
Field ID	01NE09SD313					
Matrix	SX					
Date Collected	8/24/01					
Units	µg/Kg					
Analyte	RESULT	Q	RC			
2-chloronaphthalene	8.9	U				
2-methylnaphthalene	8.9	U				
acenaphthene	8.9	U				
acenaphthylene	8.9	U				
anthracene	8.9	U				
benzo(a)anthracene	18	U				
benzo(a)pyrene	8.9	U				
benzo(b)fluoranthene	8.9	U				
benzo(g,h,i)perylene	8.9	U				
benzo(k)fluoranthene	8.9	U				
chrysene	18	U				
dibenzo(a,h)anthracene	8.9	U				
fluoranthene	8.9	U				
fluorene	8.9	U				
indeno(1,2,3,c,d)pyrene	8.9	U				
naphthalene	8.9	U				
phenanthrene	8.9	U				
pyrene	8.9	U				

Polynuclear Aromatic Hydrocarbons

DATA SUMMARY TABLE

Sample ID	100553-01					
Field ID	01NE07WP302					
Matrix	WX					
Date Collected	8/27/01					
Units	µg/L					
Analyte	RESULT	Q	RC			
2-chloronaphthalene	0.095	UJ	b			
2-methylnaphthalene	0.095	UJ	b			
acenaphthene	0.095	UJ	b			
acenaphthylene	0.095	UJ	b			
anthracene	0.095	UJ	b			
benzo(a)anthracene	0.095	UJ	b			
benzo(a)pyrene	0.095	UJ	b			
benzo(b)fluoranthene	0.095	UJ	b			
benzo(g,h,i)perylene	0.095	UJ	b			
benzo(k)fluoranthene	0.095	UJ	b			
chrysene	0.095	UJ	b			
dibenzo(a,h)anthracene	0.095	UJ	b			
fluoranthene	0.095	UJ	b			
fluorene	0.095	UJ	b			
indeno(1,2,3,c,d)pyrene	0.095	UJ	b			
naphthalene	0.095	UJ	b			
phenanthrene	0.095	UJ	b			
pyrene	0.095	UJ	b			

Analyte	Sample ID	DN03G		DN03J					
	Field ID	01NE07SW104		01NE07SW105					
	Matrix	WX		WX					
	Date Collected	8/19/01		8/19/01					
	Units	µg/L		µg/L					
		RESULT	Q	RC	RESULT	Q	RC		
2-methylnaphthalene		0.05	U		0.05	U			
acenaphthene		0.05	U		0.05	U			
acenaphthylene		0.05	U		0.05	U			
anthracene		0.05	U		0.05	U			
benzo(a)anthracene		0.05	U		0.05	U			
benzo(a)pyrene		0.05	U		0.05	U			
benzo(b)fluoranthene		0.05	U		0.05	U			
benzo(g,h,i)perylene		0.05	U		0.05	U			
benzo(k)fluoranthene		0.05	U		0.05	U			
chrysene		0.05	U		0.05	U			
dibenzo(a,h)anthracene		0.05	U		0.05	U			
dibenzofuran		0.05	U		0.05	U			
fluoranthene		0.05	U		0.05	U			
fluorene		0.05	U		0.05	U			
indeno(1,2,3,c,d)pyrene		0.05	U		0.05	U			
naphthalene		0.05	U		0.05	U			
phenanthrene		0.05	U		0.05	U			
pyrene		0.05	U		0.05	U			

Polynuclear Aromatic Hydrocarbons

DATA SUMMARY TABLE

Analyte	Sample ID	DN04A			DN04B			DN04C			DN04D			DN04D-DL			DN04E		
	Field ID	RESULT	Q	RC	RESULT	Q	RC	RESULT	Q	RC	RESULT	Q	RC	RESULT	Q	RC	RESULT	Q	RC
		01NE28SD117			01NE28SD118			01NE28SD119			01NE28SD120			01NE28SD120			01NE28SD121		
	Matrix	SX			SX			SX			SX			SX			SX		
	Date Collected	8/18/01			8/18/01			8/18/01			8/18/01			8/18/01			8/18/01		
	Units	µg/Kg			µg/Kg			µg/Kg			µg/Kg			µg/Kg			µg/Kg		
2-methylnaphthalene		91	U		12	U		7500			5500	J	o	6600			330		
acenaphthene		91	U		12	U		1700			270			270			16		
acenaphthylene		91	U		12	U		310	U		12	U		120	U		11	U	
anthracene		91	U		12	U		690			12	U		120	U		11	U	
benzo(a)anthracene		91	U		12	U		720			12	U		120	U		11	U	
benzo(a)pyrene		91	U		12	U		440			12	U		120	U		11	U	
benzo(b)fluoranthene		91	U		12	U		970			12	U		120	U		11	U	
benzo(g,h,i)perylene		91	U		12	U		310	U		12	U		120	U		11	U	
benzo(k)fluoranthene		91	U		12	U		660			12	U		120	U		11	U	
chrysene		91	U		12	U		2200			12	U		120	U		11	U	
dibenzo(a,h)anthracene		91	U		12	U		310	U		12	U		120	U		11	U	
dibenzofuran		91	U		12	U		3300			95			120	U		11	U	
fluoranthene		91	U		12	U		9700			15			120	U		16		
fluorene		91	U		12	U		4600			250			280			11		
indeno(1,2,3,c,d)pyrene		91	U		12	U		310	U		12	U		120	U		11	U	
naphthalene		91	U		12	U		3900			1600	J	o	1600			240		
phenanthrene		91	U		12	U		21000			50			120	U		15		
pyrene		91	U		12	U		6900			12	U		120	U		11	U	

Analyte	Sample ID	DN04F			DN04G			DN04G-DL			DN04H			DN04H-DL			DN04I		
	Field ID	01NE28SD122			01NE28SD123			01NE28SD123			01NE28SD124			01NE28SD124			01NE28SD125		
	Matrix	SX			SX			SX			SX			SX			SX		
	Date Collected	8/18/01			8/18/01			8/18/01			8/18/01			8/18/01			8/18/01		
Units	µg/Kg			µg/Kg			µg/Kg			µg/Kg			µg/Kg			µg/Kg			
	RESULT	Q	RC	RESULT	Q	RC	RESULT	Q	RC	RESULT	Q	RC	RESULT	Q	RC	RESULT	Q	RC	
2-methylnaphthalene	22			320			340			5000	J	o	7000			5600	J	o	
acenaphthene	13	U		14	U		42	U		65			150	U		140			
acenaphthylene	13	U		14	U		42	U		6.2	U		150	U		20	U		
anthracene	13	U		14	U		42	U		6.2	U		150	U		20	U		
benzo(a)anthracene	13	U		14	U		42	U		6.2	U		150	U		20	U		
benzo(a)pyrene	13	U		14	U		42	U		6.2	U		150	U		20	U		
benzo(b)fluoranthene	13	U		14	U		42	U		6.2	U		150	U		20	U		
benzo(g,h,i)perylene	13	U		14	U		42	U		6.2	U		150	U		20	U		
benzo(k)fluoranthene	13	U		14	U		42	U		6.2	U		150	U		20	U		
chrysene	13	U		14	U		42	U		6.2	U		150	U		20	U		
dibenzo(a,h)anthracene	13	U		14	U		42	U		6.2	U		150	U		20	U		
dibenzofuran	13	U		14	U		42	U		26			150	U		43			
fluoranthene	13	U		14	U		42	U		6.2	U		150	U		20	U		
fluorene	13	U		14	U		42	U		73			150	U		140	J	n	
indeno(1,2,3,c,d)pyrene	13	U		14	U		42	U		6.2	U		150	U		20	U		
naphthalene	24			1500	J	o	1600			3500	J	o	4800			3100	J	o	
phenanthrene	13	U		14	U		42	U		26			150	U		49	J	n	
pyrene	13	U		14	U		42	U		6.2	U		150	U		20	U		

Polynuclear Aromatic Hydrocarbons

DATA SUMMARY TABLE

Analyte	Sample ID	DN04I-DL			DN04J			DN04K			DN04K-DL			DN04L			DN04M		
	Field ID	01NE28SD125			01NE28SD126			01NE28SD127			01NE28SD127			01NE28SD128			01NE28SD225		
	Matrix	SX			SX			SX			SX			SX			SX		
	Date Collected	8/18/01			8/18/01			8/18/01			8/18/01			8/18/01			8/18/01		
Units	µg/Kg			µg/Kg			µg/Kg			µg/Kg			µg/Kg			µg/Kg			
	RESULT	Q	RC	RESULT	Q	RC	RESULT	Q	RC	RESULT	Q	RC	RESULT	Q	RC	RESULT	Q	RC	
2-methylnaphthalene	6500			3400			30000	J	o	33000			18000			9700	J	o	
acenaphthene	240			670			1400			1900	U		1000			270			
acenaphthylene	200	U		280	U		190	U		1900	U		280	U		37	U		
anthracene	200	U		280	U		190	U		1900	U		280	U		37	U		
benzo(a)anthracene	200	U		280	U		190	U		1900	U		280	U		37	U		
benzo(a)pyrene	200	U		280	U		190	U		1900	U		280	U		37	U		
benzo(b)fluoranthene	200	U		280	U		190	U		1900	U		280	U		37	U		
benzo(g,h,l)perylene	200	U		280	U		190	U		1900	U		280	U		37	U		
benzo(k)fluoranthene	200	U		280	U		190	U		1900	U		280	U		37	U		
chrysene	200	U		280	U		190	U		1900	U		280	U		37	U		
dibenzo(a,h)anthracene	200	U		280	U		190	U		1900	U		280	U		37	U		
dibenzofuran	200	U		390			540			1900	U		440			81			
fluoranthene	200	U		280	U		190	U		1900	U		280	U		37	U		
fluorene	200	U		1400			2500			2100			2600			280	J	n	
indeno(1,2,3,c,d)pyrene	200	U		280	U		190	U		1900	U		280	U		37	U		
naphthalene	3700			610			3400			3500			1600			4400	J	o	
phenanthrene	200	U		280			1000			1900	U		810			110	J	n	
pyrene	200	U		280	U		190	U		1900	U		280	U		37	U		

Analyte	Sample ID	DN04M-DL			DN04N			DN04N-DL			DN04O			DN04P			DN04Q		
	Field ID	01NE28SD225			01NE28SD129			01NE28SD129			01NE28SD130			01NE28SD131			01NE28SD132		
	Matrix	SX			SX			SX			SX			SX			SX		
	Date Collected	8/18/01			8/18/01			8/18/01			8/18/01			8/18/01			8/18/01		
Units	µg/Kg			µg/Kg			µg/Kg			µg/Kg			µg/Kg			µg/Kg			
	RESULT	Q	RC	RESULT	Q	RC	RESULT	Q	RC	RESULT	Q	RC	RESULT	Q	RC	RESULT	Q	RC	
2-methylnaphthalene	9600			3700	J	o	4100			23000			33000			53000			
acenaphthene	260			61			150	U		2600	U		2400			4500			
acenaphthylene	180	U		7.7	U		150	U		2600	U		960	U		2600	U		
anthracene	180	U		9.2			150	U		2600	U		960	U		2600	U		
benzo(a)anthracene	180	U		7.7	U		150	U		2600	U		960	U		2600	U		
benzo(a)pyrene	180	U		7.7	U		150	U		2600	U		960	U		2600	U		
benzo(b)fluoranthene	180	U		7.7	U		150	U		2600	U		960	U		2600	U		
benzo(g,h,l)perylene	180	U		7.7	U		150	U		2600	U		960	U		2600	U		
benzo(k)fluoranthene	180	U		7.7	U		150	U		2600	U		960	U		2600	U		
chrysene	180	U		7.7	U		150	U		2600	U		960	U		2600	U		
dibenzo(a,h)anthracene	180	U		7.7	U		150	U		2600	U		960	U		2600	U		
dibenzofuran	180	U		28			150	U		2600	U		960	U		2600	U		
fluoranthene	180	U		8.4			150	U		2600	U		960	U		2600	U		
fluorene	220			120			150	U		3200			6900			10000			
indeno(1,2,3,c,d)pyrene	180	U		7.7	U		150	U		2600	U		960	U		2600	U		
naphthalene	4400			4700	J	o	7400			3200			6400			14000			
phenanthrene	180	U		48			150	U		2900			4800			7400			
pyrene	180	U		10			150	U		2600	U		960	U		2600	U		

Polynuclear Aromatic Hydrocarbons

DATA SUMMARY TABLE

Sample ID	DN04R			DN04S			DN04S-RE			DN04S-REDL				
	Field ID			Field ID			Field ID			Field ID				
Matrix	01NE28SD133			01NE28SD134			01NE28SD134			01NE28SD134				
Date Collected	SX			SX			SX			SX				
Units	8/18/01			8/18/01			8/18/01			8/18/01				
Analyte	µg/Kg			µg/Kg			µg/Kg			µg/Kg				
	RESULT	Q	RC	RESULT	Q	RC	RESULT	Q	RC	RESULT	Q	RC		
2-methylnaphthalene	5900			13000			25000	J	e, o	26000	J	e		
acenaphthene	630			440	U		2300	J	e	2700	J	e		
acenaphthylene	88	U		440	U		160	UJ	e	1600	UJ	e		
anthracene	150			440	U		160	UJ	e	1600	UJ	e		
benzo(a)anthracene	88	U		440	U		160	UJ	e	1600	UJ	e		
benzo(a)pyrene	88	U		440	U		160	UJ	e	1600	UJ	e		
benzo(b)fluoranthene	88	U		440	U		160	UJ	e	1600	UJ	e		
benzo(g,h,i)perylene	88	U		440	U		160	UJ	e	1600	UJ	e		
benzo(k)fluoranthene	88	U		440	U		160	UJ	e	1600	UJ	e		
chrysene	88	U		440	U		160	UJ	e	1600	UJ	e		
dibenzo(a,h)anthracene	88	U		440	U		160	UJ	e	1600	UJ	e		
dibenzofuran	620			980			1200	J	e	1600	UJ	e		
fluoranthene	88	U		440	U		160	UJ	e	1600	UJ	e		
fluorene	2200			2600			4100	J	e	3900	J	e		
indeno(1,2,3,c,d)pyrene	88	U		440	U		160	UJ	e	1600	UJ	e		
naphthalene	780			2000			1800	J	e	3600	J	e		
phenanthrene	1100			2100			3400	J	e	3400	J	e		
pyrene	88	U		440	U		160	UJ	e	1600	UJ	e		

Analyte	Sample ID	DN05A			DN05B			DN05B-DL			DN05C			DN05C-DL			DN05D		
	Field ID	01NE28SD153			01NE28SD154			01NE28SD154			01NE28SD155			01NE28SD155			01NE28SD156		
	Matrix	SX			SX			SX			SX			SX			SX		
	Date Collected	8/19/01			8/19/01			8/19/01			8/19/01			8/19/01			8/19/01		
Units	µg/Kg			µg/Kg			µg/Kg			µg/Kg			µg/Kg			µg/Kg			
	RESULT	Q	RC	RESULT	Q	RC	RESULT	Q	RC	RESULT	Q	RC	RESULT	Q	RC	RESULT	Q	RC	
2-methylnaphthalene	8900			18000	J	o	18000			260000	J	o	440000			250000	J	o	
acenaphthene	1300	J	n	1000			1400	U		14000			11000			8300			
acenaphthylene	670	U		140	U		1400	U		910	U		9100	U		930	U		
anthracene	670	U		140	U		1400	U		1600			9100	U		1800			
benzo(a)anthracene	670	U	n	140	U		1400	U		1800			9100	U		1900			
benzo(a)pyrene	670	U		140	U		1400	U		1400			9100	U		1400			
benzo(b)fluoranthene	670	U		140	U		1400	U		1600			9100	U		1400			
benzo(g,h,i)perylene	670	U		140	U		1400	U		910			9100	U		930	U		
benzo(k)fluoranthene	670	U		140	U		1400	U		1600			9100	U		1900			
chrysene	670	U	n	140	U		1400	U		2600			9100	U		2600			
dibenzo(a,h)anthracene	670	U		140	U		1400	U		910	U		9100	U		930	U		
dibenzofuran	670	U		390			1400	U		5300			9100	U		5600			
fluoranthene	670	U		290			1400	U		4900			9100	U		5100			
fluorene	1600	J	n	1900			1800			20000			19000			18000			
indeno(1,2,3,c,d)pyrene	670	U		140	U		1400	U		1200			9100	U		1200			
naphthalene	1600	J	n	2600			2800			130000	J	o	160000			110000	J	o	
phenanthrene	670			1400			1400	U		17000			16000			16000			
pyrene	670	U		180			1400	U		3600			9100	U		3600			

Polynuclear Aromatic Hydrocarbons

DATA SUMMARY TABLE

Analyte	Sample ID	DN05D-DL			DN05E			DN05F			DN05F-DL			DN05G			DN05H		
	Field ID	RESULT	Q	RC	RESULT	Q	RC	RESULT	Q	RC	RESULT	Q	RC	RESULT	Q	RC	RESULT	Q	RC
	Matrix	µg/Kg			µg/Kg			µg/Kg			µg/Kg			µg/Kg			µg/Kg		
	Date Collected	8/19/01			8/19/01			8/19/01			8/19/01			8/19/01			8/19/01		
	Units	µg/Kg			µg/Kg			µg/Kg			µg/Kg			µg/Kg			µg/Kg		
		01NE28SD156	SX		01NE28SD157	SX		01NE28SD158	SX		01NE28SD158	SX		01NE28SD253	SX		01NE28SD257	SX	
2-methylnaphthalene		370000			3000			14000	J	o	38000			7700			3100		
acenaphthene		10000			200	J	n	600			1700	U		1200	J	n	71	UJ	n
acenaphthylene		9300	U		68	U		34	U		1700	U		570	U		71	U	
anthracene		9300	U		68	U		34	U		1700	U		570	U		71	U	
benzo(a)anthracene		9300	U		68	U		34	U		1700	U		570	UJ	n	71	U	
benzo(a)pyrene		9300	U		68	U		34	U		1700	U		570	U		71	U	
benzo(b)fluoranthene		9300	U		68	U		34	U		1700	U		570	U		71	U	
benzo(g,h,i)perylene		9300	U		68	U		34	U		1700	U		570	U		71	U	
benzo(k)fluoranthene		9300	U		68	U		34	U		1700	U		570	U		71	U	
chrysene		9300	U		68	U		34	U		1700	U		570	UJ	n	71	U	
dibenzo(a,h)anthracene		9300	U		68	U		34	U		1700	U		570	U		71	U	
dibenzofuran		9300	U		68	U		290			1700	U		570	U		71	U	
fluoranthene		9300	U		68	U		34	U		1700	U		570	U		71	U	
fluorene		17000			200	J	n	810			1700	U		1400	J	n	71	UJ	n
indeno(1,2,3,c,d)pyrene		9300	U		68	U		34	U		1700	U		570	U		71	U	
naphthalene		130000			1000			6500	J	o	18000			1400	J	n	1100		
phenanthrene		15000			75			400			1700	U		630			71	U	
pyrene		9300	U		68	U		34	U		1700	U		570	U		71	U	

Sample ID	DN06A			DN06B			DN06C			DN06C-DL			DN06D			DN06D-DL		
	Field ID	01NE28SD135		01NE28SD136			01NE28SD137			01NE28SD137			01NE28SD138			01NE28SD138		
Matrix	SX			SX			SX			SX			SX			SX		
Date Collected	8/19/01			8/19/01			8/19/01			8/19/01			8/19/01			8/19/01		
Units	µg/Kg			µg/Kg			µg/Kg			µg/Kg			µg/Kg			µg/Kg		
Analyte	RESULT	Q	RC	RESULT	Q	RC	RESULT	Q	RC	RESULT	Q	RC	RESULT	Q	RC	RESULT	Q	RC
2-methylnaphthalene	290			78000			29			22			8.8			12	U	
acenaphthene	110			5700			3.6	U		11	U		3.8	U		12	U	
acenaphthylene	67	U		1200	U		3.6	U		11	U		3.8	U		12	U	
anthracene	67	U		1200	U		3.6	U		11	U		3.8	U		12	U	
benzo(a)anthracene	67	U		1200	U		3.6	U		11	U		3.8	U		12	U	
benzo(a)pyrene	67	U		1200	U		3.6	U		11	U		3.8	U		12	U	
benzo(b)fluoranthene	67	U		1200	U		3.6	U		11	U		3.8	U		12	U	
benzo(g,h,l)perylene	67	U		1200	U		3.6	U		11	U		3.8	U		12	U	
benzo(k)fluoranthene	67	U		1200	U		3.6	U		11	U		3.8	U		12	U	
chrysene	67	U		1200	U		3.6	U		11	U		3.8	U		12	U	
dibenzo(a,h)anthracene	67	U		1200	U		3.6	U		11	U		3.8	U		12	U	
dibenzofuran	67	U		1900			3.6	U		11	U		3.8	U		12	U	
fluoranthene	67	U		1200	U		5.4			11	U		3.8	U		12	U	
fluorene	110			10000			5.4			11	U		3.8	U		12	U	
indeno(1,2,3,c,d)pyrene	67	U		1200	U		3.6	U		11	U		3.8	U		12	U	
naphthalene	93			29000			45			37			9.6			12	U	
phenanthrene	150			5200			5			11	U		3.8	U		12	U	
pyrene	67	U		1200	U		5			11	U		3.8	U		12	U	

Polynuclear Aromatic Hydrocarbons

DATA SUMMARY TABLE

Analyte	Sample ID	DN06E			DN06E-DL			DN06F			DN06G			DN06G-DL			DN06H		
	Field ID	01NE28SD139			01NE28SD139			01NE28SD140			01NE28SD239			01NE28SD239			01NE28SD141		
Matrix	SX				SX			SX			SX			SX			SX		
Date Collected	8/19/01				8/19/01			8/19/01			8/19/01			8/19/01			8/19/01		
Units	µg/Kg				µg/Kg			µg/Kg			µg/Kg			µg/Kg			µg/Kg		
	RESULT	Q	RC	RESULT	Q	RC	RESULT	Q	RC	RESULT	Q	RC	RESULT	Q	RC	RESULT	Q	RC	
2-methylnaphthalene	34	J	n	32			830			14	J	n	16			260	J	b	
acenaphthene	100	J	n	92			1300			8.6	UJ	n	14	U		18	J	b	
acenaphthylene	4.6	U		14	U		830	U		4.8	U		14	U		4.1	UJ	b	
anthracene	33	J	n	32			830	U		4.8	UJ	n	14	U		4.1	UJ	b	
benzo(a)anthracene	230	J	n	200			830	U		4.8	UJ	n	14	U		4.1	UJ	b	
benzo(a)pyrene	320	J	n	250			830	U		4.8	UJ	n	14	U		4.1	UJ	b	
benzo(b)fluoranthene	420	J	n	200			830	U		4.8	UJ	n	14	U		4.1	UJ	b	
benzo(g,h,i)perylene	71	J	n	66			830	U		4.8	UJ	n	14	U		4.1	UJ	b	
benzo(k)fluoranthene	300	J	n	370			830	U		4.8	UJ	n	14	U		4.1	UJ	b	
chrysene	380	J	n	330			830	U		4.8	UJ	n	14	U		4.1	UJ	b	
dibenzo(a,h)anthracene	29	J	n	23			830	U		4.8	UJ	n	14	U		4.1	UJ	b	
dibenzofuran	75	J	n	65			830	U		4.8	UJ	n	14	U		12	J	b	
fluoranthene	890	J	n,o	850			830	U		4.8	UJ	n	14	U		4.1	UJ	b	
fluorene	100	J	n	83			830	U		7.2	J	n	14	U		48	J	b	
indeno(1,2,3,c,d)pyrene	89	J	n	85			830	U		4.8	UJ	n	14	U		4.1	UJ	b	
naphthalene	50	J	n	43			1300			14	J	n	17			200	J	b	
phenanthrene	990	J	n,o	910			830	U		4.8	UJ	n	14	U		30	J	b	
pyrene	1000	J	n,o	700			830	U		4.8	UJ	n	14	U		4.1	UJ	b	

Analyte	Sample ID			DN06H-DL			DN06H-RE			DN06I			DN06I-DL			DN06J			DN06J-DL		
	Field ID			01NE28SD141			01NE28SD141			01NE28SD142			01NE28SD142			01NE28SD143			01NE28SD143		
	Matrix			SX			SX			SX			SX			SX			SX		
	Date Collected			8/19/01			8/19/01			8/19/01			8/19/01			8/19/01			8/19/01		
Units			µg/Kg			µg/Kg			µg/Kg			µg/Kg			µg/Kg			µg/Kg			
RESULT Q RC			RESULT Q RC			RESULT Q RC			RESULT Q RC			RESULT Q RC			RESULT Q RC			RESULT Q RC			
2-methylnaphthalene	270	J	b	290	J	e	620	J	o	670			52000	J	o	110000					
acenaphthene	23	J	b	41	UJ	e	23			22			1600			5700	U				
acenaphthylene	12	UJ	b	41	UJ	e	4.6	U		14	U		140	U		5700	U				
anthracene	12	UJ	b	41	UJ	e	4.6	U		14	U		140	U		5700	U				
benzo(a)anthracene	12	UJ	b	41	UJ	e	4.6	U		14	U		140	U		5700	U				
benzo(a)pyrene	12	UJ	b	41	UJ	e	4.6	U		14	U		140	U		5700	U				
benzo(b)fluoranthene	12	UJ	b	41	UJ	e	4.6	U		14	U		140	U		5700	U				
benzo(g,h,i)perylene	12	UJ	b	41	UJ	e	4.6	U		14	U		140	U		5700	U				
benzo(k)fluoranthene	12	UJ	b	41	UJ	e	4.6	U		14	U		140	U		5700	U				
chrysene	12	UJ	b	41	UJ	e	4.6	U		14	U		140	U		5700	U				
dibenzo(a,h)anthracene	12	UJ	b	41	UJ	e	4.6	U		14	U		140	U		5700	U				
dibenzofuran	13	J	b	41	UJ	e	5.5			14	U		730			5700	U				
fluoranthene	12	UJ	b	41	UJ	e	4.6	U		14	U		140			5700	U				
fluorene	50	J	b	45	J	e	22			25			3100			5700	U				
indeno(1,2,3,c,d)pyrene	12	UJ	b	41	UJ	e	4.6	U		14	U		140	U		5700	U				
naphthalene	220	J	b	450	J	e	350			380			23000	J	o	49000					
phenanthrene	34	J	b	41	J	e	8.3			14	U		1000			5700	U				
pyrene	12	UJ	b	41	UJ	e	5			14	U		140			5700	U				

Polynuclear Aromatic Hydrocarbons

DATA SUMMARY TABLE

Analyte	DN06K			DN06K-DL			DN06L			DN06L-DL			DN06L-RE			DN06M		
	RESULT	Q	RC	RESULT	Q	RC	RESULT	Q	RC	RESULT	Q	RC	RESULT	Q	RC	RESULT	Q	RC
2-methylnaphthalene	41000	J	o	94000			33000	J	o	32000			1000	J	e	280000	J	o
acenaphthene	1600			4500	U		800			730			610	J	e	9400		
acenaphthylene	110	U		4500	U		230	U		450	U		49	UJ	e	700	U	
anthracene	110	U		4500	U		230	U		450	U		49	UJ	e	700	U	
benzo(a)anthracene	110	U		4500	U		230	U		450	U		49	UJ	e	700	U	
benzo(a)pyrene	110	U		4500	U		230	U		450	U		49	UJ	e	700	U	
benzo(b)fluoranthene	110	U		4500	U		230	U		450	U		49	UJ	e	700	U	
benzo(g,h,i)perylene	110	U		4500	U		230	U		450	U		49	UJ	e	700	U	
benzo(k)fluoranthene	110	U		4500	U		230	U		450	U		49	UJ	e	700	U	
chrysene	110	U		4500	U		230	U		450	U		49	UJ	e	700	U	
dibenzo(a,h)anthracene	110	U		4500	U		230	U		450	U		49	UJ	e	700	U	
dibenzofuran	600			4500	U		590			640			170	J	e	4000		
fluoranthene	110	U		4500	U		230	U		450	U		49	UJ	e	700	U	
fluorene	2200			4500	U		1600			1700			880	J	e	17000		
indeno(1,2,3,c,d)pyrene	110	U		4500	U		230	U		450	U		49	UJ	e	700	U	
naphthalene	18000	J	o	34000			12000			11000			430	J	e	140000	J	o
phenanthrene	610			4500	U		1300			1200			670	J	e	6900		
pyrene	110	U		4500	U		230	U		450	U		49	UJ	e	700	U	

Analyte	Sample ID	DN06M-DL			DN06N			DN06O			DN06O-DL			DN06P			DN06Q		
	Field ID	01NE28SD146			01NE28SD147			01NE28SD148			01NE28SD148			01NE28SD149			01NE28SD150		
	Matrix	SX			SX			SX			SX			SX			SX		
	Date Collected	8/19/01			8/19/01			8/19/01			8/19/01			8/19/01			8/19/01		
Units	µg/Kg			µg/Kg			µg/Kg			µg/Kg			µg/Kg			µg/Kg			
	RESULT	Q	RC	RESULT	Q	RC	RESULT	Q	RC	RESULT	Q	RC	RESULT	Q	RC	RESULT	Q	RC	
2-methylnaphthalene	500000			5200			39000	J	o	59000			18000			7200			
acenaphthene	12000			610	U		1000			3600	U		1400			360			
acenaphthylene	7000	U		610	U		120	U		3600	U		1200	U		140	U		
anthracene	7000	U		610	U		120	U		3600	U		1200	U		140	U		
benzo(a)anthracene	7000	U		610	U		120	U		3600	U		1200	U		140	U		
benzo(a)pyrene	7000	U		610	U		120	U		3600	U		1200	U		140	U		
benzo(b)fluoranthene	7000	U		610	U		120	U		3600	U		1200	U		140	U		
benzo(g,h,i)perylene	7000	U		610	U		120	U		3600	U		1200	U		140	U		
benzo(k)fluoranthene	7000	U		610	U		120	U		3600	U		1200	U		140	U		
chrysene	7000	U		610	U		120	U		3600	U		1200	U		140	U		
dibenzo(a,h)anthracene	7000	U		610	U		120	U		3600	U		1200	U		140	U		
dibenzofuran	7000	U		610	U		320			3600	U		1200	U		180			
fluoranthene	7000	U		610	U		120	U		3600	U		1200	U		140	U		
fluorene	16000			610	U		790			3600	U		2800			560			
indeno(1,2,3,c,d)pyrene	7000	U		610	U		120	U		3600	U		1200	U		140	U		
naphthalene	220000			1200			17000	J	o	27000			3200			2600			
phenanthrene	7000	U		610	U		330			3600	U		1500	J	d	280			
pyrene	7000	U		610	U		120	U		3600	U		1200	U		140	U		

Polynuclear Aromatic Hydrocarbons

DATA SUMMARY TABLE

Analyte	Sample ID	DN06Q-RE			DN06Q-REDL			DN06R			DN06S			DN06T		
	Field ID	01NE28SD150			01NE28SD150			01NE28SD151			01NE28SD251			01NE28SD152		
	Matrix	SX			SX			SX			SX			SX		
	Date Collected	8/19/01			8/19/01			8/19/01			8/19/01			8/19/01		
	Units	µg/Kg			µg/Kg			µg/Kg			µg/Kg			µg/Kg		
	RESULT	Q	RC	RESULT	Q	RC	RESULT	Q	RC	RESULT	Q	RC	RESULT	Q	RC	
2-methylnaphthalene	1000	J	e	1200	J	e	29000			28000			15000			
acenaphthene	330	J	e	330	J	e	1200	J	n	1500	J	n	680			
acenaphthylene	28	UJ	e	83	UJ	e	700	UJ	n	680	UJ	n	400	U		
anthracene	28	UJ	e	83	UJ	e	700	U		680	U		400	U		
benzo(a)anthracene	28	UJ	e	83	UJ	e	700	U		680	U		400	U		
benzo(a)pyrene	28	UJ	e	83	UJ	e	700	U		680	U		400	U		
benzo(b)fluoranthene	28	UJ	e	83	UJ	e	700	U		680	U		400	U		
benzo(g,h,i)perylene	28	UJ	e	83	UJ	e	700	U		680	U		400	U		
benzo(k)fluoranthene	28	UJ	e	83	UJ	e	700	UJ	n	680	UJ	n	400	U		
chrysene	31	J	e	83	UJ	e	700	U		680	U		400	U		
dibenzo(a,h)anthracene	28	UJ	e	83	UJ	e	700	U		680	U		400	U		
dibenzofuran	97	J	e	83	J	e	700	U		680	U		400	U		
fluoranthene	31	J	e	83	UJ	e	700	U		680	U		400	U		
fluorene	390	J	e	410	J	e	2400	J	n	2400	J	n	1200			
indeno(1,2,3,c,d)pyrene	28	UJ	e	83	UJ	e	700	U		680	U		400	U		
naphthalene	610	J	e	400	J	e	5600			5300			3400			
phenanthrene	250	J	e	220	J	e	990			950			480			
pyrene	36	J	e	83	UJ	e	700	U		680	U		400	U		

Sample ID	DN07D			DN07E			DN07F			DN07G			DN07H			DN07I		
	Field ID	01NE28SD111		01NE28SD211			01NE28SD112			01NE28SD113			01NE28SD114			01NE28SD115		
Matrix	SX			SX			SX			SX			SX			SX		
Date Collected	8/18/01			8/18/01			8/18/01			8/18/01			8/18/01			8/18/01		
Units	µg/Kg			µg/Kg			µg/Kg			µg/Kg			µg/Kg			µg/Kg		
Analyte	RESULT	Q	RC	RESULT	Q	RC	RESULT	Q	RC	RESULT	Q	RC	RESULT	Q	RC	RESULT	Q	RC
2-methylnaphthalene	37	U		44	U		39			160			1400			6700	J	o
acenaphthene	37	U		44	U		14	U		45	U		74			340		
acenaphthylene	40			53			14	U		45	U		17	U		41	U	
anthracene	37	U		44	U		14	U		45	U		17	U		41	U	
benzo(a)anthracene	37	U		44	U		14	U		45	U		17	U		41	U	
benzo(a)pyrene	37	U		44	U		14	U		45	U		17	U		41	U	
benzo(b)fluoranthene	37	U		44	U		14	U		45	U		17	U		41	U	
benzo(g,h,i)perylene	37	U		44	U		14	U		45	U		17	U		41	U	
benzo(k)fluoranthene	37	U		44	U		14	U		45	U		17	U		41	U	
chrysene	44			44	U		14	U		45	U		17	U		41	U	
dibenzo(a,h)anthracene	37	U		44	U		14	U		45	U		17	U		41	U	
dibenzofuran	37	U		44	U		14	U		45	U		33			150		
fluoranthene	160			48			14	U		45	U		17	U		41	U	
fluorene	37	U		44	U		14	U		63			140			600		
indeno(1,2,3,c,d)pyrene	37	U		44	U		14	U		45	U		17	U		41	U	
naphthalene	37	U		44	U		14	U		45	U		330			1700		
phenanthrene	210			48			15			45	U		18			41	U	
pyrene	180			79			14	U		63			17	U		41	U	

Polynuclear Aromatic Hydrocarbons

DATA SUMMARY TABLE

Analyte	Sample ID	DN07I-DL			DN07J			DN07N			DN07O			DN07P			DN07Q		
	Field ID	01NE28SD115	01NE28SD116		01NE07SS125		01NE07SS126		01NE07SS127		01NE07SD105		01NE07SD105		01NE07SD105		01NE07SD105		
Matrix	SX	SX		SX		SX		SX		SX		SX		SX		SX			
Date Collected	8/18/01	8/18/01		8/18/01		8/19/01		8/19/01		8/19/01		8/19/01		8/19/01		8/19/01			
Units	µg/Kg	µg/Kg		µg/Kg		µg/Kg		µg/Kg		µg/Kg		µg/Kg		µg/Kg		µg/Kg			
RESULT	Q	RC	RESULT	Q	RC	RESULT	Q	RC	RESULT	Q	RC	RESULT	Q	RC	RESULT	Q	RC		
2-methylnaphthalene	8700		210			6.9	U		13	U		47			50	U			
acenaphthene	300		9.4	U		6.9	U		13	U		7.9	U		50	U			
acenaphthylene	270	U	9.4	U		6.9	U		13	U		7.9	U		50	U			
anthracene	270	U	9.4	U		6.9	U		13	U		7.9	U		50	U			
benzo(a)anthracene	270	U	9.4	U		6.9	U		13	U		7.9	U		50	U			
benzo(a)pyrene	270	U	9.4	U		6.9	U		13	U		82			50	U			
benzo(b)fluoranthene	270	U	9.4	U		6.9	U		13	U		7.9	U		50	U			
benzo(g,h,i)perylene	270	U	9.4	U		6.9	U		13	U		7.9	U		50	U			
benzo(k)fluoranthene	270	U	9.4	U		6.9	U		13	U		7.9	U		50	U			
chrysene	270	U	9.4	U		6.9	U		13	U		13			50	U			
dibenzo(a,h)anthracene	270	U	9.4	U		6.9	U		13	U		7.9	U		50	U			
dibenzofuran	270	U	9.4	U		6.9	U		13	U		7.9	U		50	U			
fluoranthene	270	U	9.4	U		6.9	U		13	U		7.9	U		50	U			
fluorene	630		9.4	U		6.9	U		13	U		7.9	U		50	U			
indeno(1,2,3,c,d)pyrene	270	U	9.4	U		6.9	U		13	U		7.9	U		50	U			
naphthalene	1900		110			6.9	U		13	U		27			50	U			
phenanthrene	270	U	9.4	U		6.9	U		13	U		14			50	U			
pyrene	270	U	9.4	U		6.9	U		13	U		13			50	U			

Sample ID	DN07R					
Field ID	01NE07SD104					
Matrix	SX					
Date Collected	8/19/01					
Units	µg/Kg					
Analyte	RESULT	Q	RC			
2-methylnaphthalene	14	U				
acenaphthene	14	U				
acenaphthylene	14	U				
anthracene	14	U				
benzo(a)anthracene	14	U				
benzo(a)pyrene	14	U				
benzo(b)fluoranthene	14					
benzo(g,h,i)perylene	14	U				
benzo(k)fluoranthene	14					
chrysene	35					
dibenzo(a,h)anthracene	14	U				
dibenzofuran	14	U				
fluoranthene	14	U				
fluorene	14	U				
indeno(1,2,3,c,d)pyrene	14	U				
naphthalene	14	U				
phenanthrene	14	U				
pyrene	26					

Polynuclear Aromatic Hydrocarbons

DATA SUMMARY TABLE

Sample ID	DN36A			DN36B			DN36C			DN36D			DN36E		
	Field ID	01NE29SW117		01NE29SW217			01NE29SW116			01NE29SW115			01NE29SW114		
Matrix	WX			WX			WX			WX			WX		
Date Collected	8/20/01			8/20/01			8/21/01			8/21/01			8/21/01		
Units	µg/L			µg/L			µg/L			µg/L			µg/L		
Analyte	RESULT	Q	RC	RESULT	Q	RC	RESULT	Q	RC	RESULT	Q	RC	RESULT	Q	RC
2-methylnaphthalene	0.05	U		0.05	U		0.05	U		0.05	U		0.05	U	
acenaphthene	0.05	U		0.05	U		0.05	U		0.05	U		0.05	U	
acenaphthylene	0.05	U		0.05	U		0.05	U		0.05	U		0.05	U	
anthracene	0.05	U		0.05	U		0.05	U		0.05	U		0.05	U	
benzo(a)anthracene	0.05	U		0.05	U		0.05	U		0.05	U		0.05	U	
benzo(a)pyrene	0.05	U		0.05	U		0.05	U		0.05	U		0.05	U	
benzo(b)fluoranthene	0.05	U		0.05	U		0.05	U		0.05	U		0.05	U	
benzo(g,h,i)perylene	0.05	U		0.05	U		0.05	U		0.05	U		0.05	U	
benzo(k)fluoranthene	0.05	U		0.05	U		0.05	U		0.05	U		0.05	U	
chrysene	0.05	U		0.05	U		0.05	U		0.05	U		0.05	U	
dibenzo(a,h)anthracene	0.05	U		0.05	U		0.05	U		0.05	U		0.05	U	
dibenzofuran	0.05	U		0.05	U		0.05	U		0.05	U		0.05	U	
fluoranthene	0.05	U		0.05	U		0.05	U		0.05	U		0.05	U	
fluorene	0.05	U		0.05	U		0.05	U		0.05	U		0.05	U	
indeno(1,2,3,c,d)pyrene	0.05	U		0.05	U		0.05	U		0.05	U		0.05	U	
naphthalene	0.05	U		0.05	U		0.05	U		0.05	U		0.05	U	
phenanthrene	0.05	U		0.05	U		0.05	U		0.05	U		0.05	U	
pyrene	0.05	U		0.05	U		0.05	U		0.05	U		0.05	U	

Sample ID	DN38A			DN38B			DN38C			DN38D			DN38E			DN38F			
	Field ID	Matrix	Date Collected	Units	RESULT	Q	RC	RESULT	Q	RC	RESULT	Q	RC	RESULT	Q	RC	RESULT	Q	RC
	01NE29SD114	SX	8/21/01	µg/Kg															
	01NE29SD214	SX	8/21/01	µg/Kg															
	01NE29SD115	SX	8/21/01	µg/Kg															
	01NE29SD116	SX	8/21/01	µg/Kg															
	01NE29SD117	SX	8/21/01	µg/Kg															
	01NE29SD118	SX	8/21/01	µg/Kg															
Analyte	RESULT	Q	RC	RESULT	Q	RC	RESULT	Q	RC	RESULT	Q	RC	RESULT	Q	RC	RESULT	Q	RC	
2-methylnaphthalene	150	J	b	130			2.9	U		3.1	U		2.2	U		8	U		
acenaphthene	13	J	b	14			2.9	U		3.1	U		2.2	U		8	U		
acenaphthylene	8.4	UJ	b	3.8	U		2.9	U		3.1	U		2.2	U		8	U		
anthracene	8.4	UJ	b	3.8	U		2.9	U		3.1	U		2.2	U		23			
benzo(a)anthracene	8.4	UJ	b	3.8	U		2.9	U		3.1	U		2.2	U		8	U		
benzo(a)pyrene	8.4	UJ	b	3.8	U		2.9	U		3.1	U		2.2	U		8	U		
benzo(b)fluoranthene	8.4	UJ	b	4.2			2.9	U		3.1	U		2.2	U		8	U		
benzo(g,h,i)perylene	8.4	UJ	b	3.8	U		2.9	U		3.1	U		2.2	U		8	U		
benzo(k)fluoranthene	8.4	UJ	b	4.2			2.9	U		3.1	U		2.2	U		8	U		
chrysene	8.4	UJ	b	5.3			2.9	U		3.1	U		2.2	U		8	U		
dibenzo(a,h)anthracene	8.4	UJ	b	3.8	U		2.9	U		3.1	U		2.2	U		8	U		
dibenzofuran	8.4	UJ	b	13			2.9	U		3.1	U		2.2	U		8	U		
fluoranthene	8.4	UJ	b,n	36	J	n	2.9	U		3.1	U		2.2	U		10			
fluorene	17	J	b	26			2.9	U		3.1	U		2.2	U		8	U		
indeno(1,2,3,c,d)pyrene	8.4	UJ	b	3.8	U		2.9	U		3.1	U		2.2	U		8	U		
naphthalene	31	J	b	26			2.9	U		3.1	U		2.2	U		8	U		
phenanthrene	11	J	b,n	63	J	n	2.9	U		3.1	U		2.2	U		22			
pyrene	8.4	UJ	b	17			2.9	U		3.1	U		2.2	U		8	U		

Polynuclear Aromatic Hydrocarbons

DATA SUMMARY TABLE

Sample ID	DN38G			DN38H			DN38I			DN38J			DN38K			DN38L		
	Field ID	01NE29SD119		01NE28SD165			01NE28SD166			01NE28SD167			01NE28SD168			01NE28SD169		
Matrix	SX			SX			SX			SX			SX			SX		
Date Collected	8/21/01			8/20/01			8/20/01			8/20/01			8/20/01			8/20/01		
Units	µg/Kg			µg/Kg			µg/Kg			µg/Kg			µg/Kg			µg/Kg		
Analyte	RESULT	Q	RC	RESULT	Q	RC	RESULT	Q	RC	RESULT	Q	RC	RESULT	Q	RC	RESULT	Q	RC
2-methylnaphthalene	6.6	U		8.8	U		7.7	U		1200	U		13000			38000	J	b
acenaphthene	6.6	U		8.8	U		7.7	U		1200	U		1200	U		7900	J	b
acenaphthylene	6.6	U		8.8	U		7.7	U		1200	U		1200	U		1300	UJ	b
anthracene	6.6	U		8.8	U		7.7	U		1200	U		1200	U		1300	UJ	b
benzo(a)anthracene	6.6	U		8.8	U		7.7	U		1200	U		1200	U		1300	UJ	b
benzo(a)pyrene	6.6	U		8.8	U		7.7	U		1200	U		1200	U		1300	UJ	b
benzo(b)fluoranthene	6.6	U		8.8	U		7.7	U		1200	U		1200	U		1300	UJ	b
benzo(g,h,i)perylene	6.6	U		8.8	U		7.7	U		1200	U		1200	U		1300	UJ	b
benzo(k)fluoranthene	6.6	U		8.8	U		7.7	U		1200	U		1200	U		1300	UJ	b
chrysene	6.6	U		8.8	U		7.7	U		1200	U		1200	U		1300	UJ	b
dibenzo(a,h)anthracene	6.6	U		8.8	U		7.7	U		1200	U		1200	U		1300	UJ	b
dibenzofuran	6.6	U		8.8	U		7.7	U		1200	U		1200	U		1400	J	b
fluoranthene	6.6	U		8.8	U		7.7	U		1200	U		1200	U		1300	UJ	b
fluorene	6.6	U		8.8	U		7.7	U		1200	U		1200	U		8800	J	b
indeno(1,2,3,c,d)pyrene	6.6	U		8.8	U		7.7	U		1200	U		1200	U		1300	UJ	b
naphthalene	6.6	U		8.8	U		7.7	U		1200	U		4900			9900	J	b
phenanthrene	6.6	U		8.8	U		7.7	U		1200	U		1200	U		3700	J	b
pyrene	6.6	U		8.8	U		7.7	U		1200	U		1200	U		1300	UJ	b

Sample ID	DN38M					
Field ID	01NE28SD170					
Matrix	SX					
Date Collected	8/20/01					
Units	µg/Kg					
Analyte	RESULT	Q	RC			
2-methylnaphthalene	51000					
acenaphthene	12000					
acenaphthylene	1400	U				
anthracene	1400	U				
benzo(a)anthracene	1400	U				
benzo(a)pyrene	1400	U				
benzo(b)fluoranthene	1400	U				
benzo(g,h,i)perylene	1400	U				
benzo(k)fluoranthene	1400	U				
chrysene	1400	U				
dibenzo(a,h)anthracene	1400	U				
dibenzofuran	2300					
fluoranthene	1400	U				
fluorene	16000					
indeno(1,2,3,c,d)pyrene	1400	U				
naphthalene	14000					
phenanthrene	5900					
pyrene	1400	U				

Polynuclear Aromatic Hydrocarbons

DATA SUMMARY TABLE

Analyte	Sample ID	DN39A			DN39B			DN39C			DN39C-DL			DN39D			DN39E		
	Field ID	01NE28SD159			01NE28SD160			01NE28SD161			01NE28SD161			01NE28SD163			01NE28SD164		
	Matrix	SX			SX			SX			SX			SX			SX		
	Date Collected	8/20/01			8/20/01			8/20/01			8/20/01			8/20/01			8/20/01		
Units	µg/Kg			µg/Kg			µg/Kg			µg/Kg			µg/Kg			µg/Kg			
	RESULT	Q	RC	RESULT	Q	RC	RESULT	Q	RC	RESULT	Q	RC	RESULT	Q	RC	RESULT	Q	RC	
2-methylnaphthalene	3000			3400			260000	J	o	260000			2700	J	n	31000			
acenaphthene	2100			3700			12000			16000	U		2300	J	n	4600			
acenaphthylene	1400	U		1400	U		1600	U		16000	U		1400	U		1400	U		
anthracene	1400	U		1400	U		1600	U		16000	U		1400	U		1400	U		
benzo(a)anthracene	1400	U		1400	U		1600	U		16000	U		1400	U		1400	U		
benzo(a)pyrene	1400	U		1400	U		1600	U		16000	U		1400	U		1400	U		
benzo(b)fluoranthene	1400	U		1400	U		1600	U		16000	U		1400	U		1400	U		
benzo(g,h,i)perylene	1400	U		1400	U		1600	U		16000	U		1400	U		1400	U		
benzo(k)fluoranthene	1400	U		1400	U		1600	U		16000	U		1400	U		1400	U		
chrysene	1400	U		1400	U		1600	U		16000	U		1400	U		1400	U		
dibenzo(a,h)anthracene	1400	U		1400	U		1600	U		16000	U		1400	U		1400	U		
dibenzofuran	1400	U		1400	U		3900			16000	U		1400	U		1400	U		
fluoranthene	1400	U		1400	U		1600	U		16000	U		1400	U		1400	U		
fluorene	1400	U		2300			18000			16000	U		2600			6900			
indeno(1,2,3,c,d)pyrene	1400	U		1400	U		1600	U		16000	U		1400	U		1400	U		
naphthalene	7300			16000			54000			58000			9500	J	n	14000			
phenanthrene	1400	U		1400	U		6200			16000	U		1400	U		1400	U		
pyrene	1400	U		1400	U		1600	U		16000	U		1400	U		1400	U		

Polynuclear Aromatic Hydrocarbons

DATA SUMMARY TABLE

Analyte	Sample ID	DN39K-RE			DN39L			DN39M			DN39N			DN39O			DN39P		
	Field ID	01NE28SD175			01NE28SD176			01NE28SD271			01NE28SD275			01NE28SD177			01NE28SD178		
	Matrix	SX			SX			SX			SX			SX			SX		
	Date Collected	8/20/01			8/20/01			8/20/01			8/20/01			8/20/01			8/20/01		
Units	µg/Kg			µg/Kg			µg/Kg			µg/Kg			µg/Kg			µg/Kg			
	RESULT	Q	RC	RESULT	Q	RC	RESULT	Q	RC	RESULT	Q	RC	RESULT	Q	RC	RESULT	Q	RC	
2-methylnaphthalene	21	J	e,b	52	U		40	U		100			1700	U		3100	U		
acenaphthene	11	UJ	e,b	52	U		40	U		31	U		1700	U		3100	U		
acenaphthylene	11	UJ	e,b	52	U		40	U		31	U		1700	U		3100	U		
anthracene	11	UJ	e,b	52	U		40	U		31	U		1700	U		3100	U		
benzo(a)anthracene	11	UJ	e,b	52	U		40	U		31	U		1700	U		3100	U		
benzo(a)pyrene	11	UJ	e,b	52	U		40	U		31	U		1700	U		3100	U		
benzo(b)fluoranthene	11	UJ	e,b	52	U		40	U		31	U		1700	U		3100	U		
benzo(g,h,i)perylene	11	UJ	e,b	52	U		40	U		31	U		1700	U		3100	U		
benzo(k)fluoranthene	11	UJ	e,b	52	U		40	U		31	U		1700	U		3100	U		
chrysene	11	UJ	e,b	52	U		40	U		31	U		1700	U		3100	U		
dibenzo(a,h)anthracene	11	UJ	e,b	52	U		40	U		31	U		1700	U		3100	U		
dibenzofuran	11	UJ	e,b	52	U		40	U		31	U		1700	U		3100	U		
fluoranthene	11	UJ	e,b	52	U		40	U		31	U		1700	U		3100	U		
fluorene	11	UJ	e,b	52	U		40	U		31	U		1700	U		3100	U		
indeno(1,2,3,c,d)pyrene	11	UJ	e,b	52	U		40	U		31	U		1700	U		3100	U		
naphthalene	11	UJ	e,b	52	U		40	U		34			1700	U		3100	U		
phenanthrene	11	UJ	e,b	52	U		40	U		31	U		1700	U		3100	U		
pyrene	11	UJ	e,b	52	U		40	U		31	U		1700	U		3100	U		

Analyte	Sample ID	DN39Q			DN39R			DN39S			DN39T			DN39T-DL		
	Field ID	01NE28SD179			01NE28SD180			01NE28SD181			01NE28SD182			01NE28SD182		
	Matrix	SX			SX			SX			SX			SX		
	Date Collected	8/20/01			8/20/01			8/20/01			8/20/01			8/20/01		
	Units	µg/Kg			µg/Kg			µg/Kg			µg/Kg			µg/Kg		
	RESULT	Q	RC	RESULT	Q	RC	RESULT	Q	RC	RESULT	Q	RC	RESULT	Q	RC	
2-methylnaphthalene	1200	U		1100	U		1400	U		20	U		68	U		
acenaphthene	1200	U		1100	U		1400	U		20	U		68	U		
acenaphthylene	1200	U		1100	U		1400	U		20	U		68	U		
anthracene	1200	U		1100	U		1900			20	U		68	U		
benzo(a)anthracene	1200	U		1100	U		4400			20	U		68	U		
benzo(a)pyrene	1200	U		1100	U		2300			20	U		68	U		
benzo(b)fluoranthene	1200	U		1100	U		2600			20	U		68	U		
benzo(g,h,i)perylene	1200	U		1100	U		1400	U		20	U		68	U		
benzo(k)fluoranthene	1200	U		1100	U		2700			20	U		68	U		
chrysene	1200	U		1100	U		5500			20	U		68	U		
dibenzo(a,h)anthracene	1200	U		1100	U		1400	U		20	U		68	U		
dibenzofuran	1200	U		1100	U		1400	U		20	U		68	U		
fluoranthene	1200	U		1100	U		9300			20	U		68	U		
fluorene	1200	U		1100	U		1400	U		20	U		68	U		
indeno(1,2,3,c,d)pyrene	1200	U		1100	U		1400	U		20	U		68	U		
naphthalene	1200	U		1100	U		1400	U		20	U		68	U		
phenanthrene	1200	U		1100	U		4100			27			68	U		
pyrene	1200	U		1100	U		7500			20			68	U		

Polynuclear Aromatic Hydrocarbons

DATA SUMMARY TABLE

Analyte	Sample ID	DN40A			DN40B			DN40C			DN40C-RE			DN40D			DN40E		
	Field ID	01NE29SD123			01NE29SD124			01NE29SD125			01NE29SD125			01NE29SD225			01NE29SD128		
Matrix	SX				SX			SX			SX			SX			SX		
Date Collected	8/21/01				8/21/01			8/21/01			8/21/01			8/21/01			8/21/01		
Units	µg/Kg				µg/Kg			µg/Kg			µg/Kg			µg/Kg			µg/Kg		
	RESULT	Q	RC	RESULT	Q	RC	RESULT	Q	RC	RESULT	Q	RC	RESULT	Q	RC	RESULT	Q	RC	
2-methylnaphthalene	26	U		8.7	U		8.5	U		8.7	UJ	e	9.1	U		8.7	UJ	b	
acenaphthene	26	U		8.7	U		8.5	U		8.7	UJ	e	9.1	U		8.7	UJ	b	
acenaphthylene	26	U		10			8.5	U		8.7	UJ	e	9.1	U		8.7	UJ	b	
anthracene	26	U		8.7	U		8.5	U		8.7	UJ	e	9.1	U		8.7	UJ	b	
benzo(a)anthracene	26	U		8.7	U		8.5	U		8.7	UJ	e	9.1	U		8.7	UJ	b	
benzo(a)pyrene	26	U		8.7	U		8.5	U		8.7	UJ	e	9.1	U		8.7	UJ	b	
benzo(b)fluoranthene	26	U		8.7	U		8.5	U		8.7	UJ	e	9.1	U		8.7	UJ	b	
benzo(g,h,i)perylene	26	U		8.7	U		8.5	U		8.7	UJ	e	9.1	U		8.7	UJ	b	
benzo(k)fluoranthene	26	U		8.7	U		8.5	U		8.7	UJ	e	9.1	U		8.7	UJ	b	
chrysene	26	U		8.7	U		8.5	U		8.7	UJ	e	9.1	U		8.7	UJ	b	
dibenzo(a,h)anthracene	26	U		8.7	U		8.5	U		8.7	UJ	e	9.1	U		8.7	UJ	b	
dibenzofuran	26	U		8.7	U		8.5	U		8.7	UJ	e	9.1	U		8.7	UJ	b	
fluoranthene	26	U		8.7	U		8.5	U		8.7	UJ	e	9.1	U		8.7	UJ	b	
fluorene	26	U		13			8.5	U		8.7	UJ	e	9.1	U		8.7	UJ	b	
indeno(1,2,3,c,d)pyrene	26	U		8.7	U		8.5	U		8.7	UJ	e	9.1	U		8.7	UJ	b	
naphthalene	26	U		8.7	U		8.5	U		8.7	UJ	e	9.1	U		8.7	UJ	b	
phenanthrene	26	U		10			8.5	U		8.7	UJ	e	9.1	U		8.7	UJ	b	
pyrene	26	U		8.7	U		8.5	U		8.7	UJ	e	9.1	U		8.7	UJ	b	

Analyte	Sample ID	DN40E-RE			DN40F			DN40G			DN40H			DN40I			DN40M		
	Field ID	01NE29SD128			01NE29SD129			01NE29SD120			01NE29SD121			01NE29SD122			01NE29SD127		
	Matrix	SX			SX			SX			SX			SX			SX		
	Date Collected	8/21/01			8/21/01			8/21/01			8/21/01			8/21/01			8/21/01		
	Units	µg/Kg			µg/Kg			µg/Kg			µg/Kg			µg/Kg			µg/Kg		
		RESULT	Q	RC	RESULT	Q	RC	RESULT	Q	RC	RESULT	Q	RC	RESULT	Q	RC	RESULT	Q	RC
2-methylnaphthalene		18	UJ	e	6.8	U		7.3	U		6.4	U		7	U		8.9	U	
acenaphthene		18	UJ	e	6.8	U		7.3	U		6.4	U		7	U		8.9	U	
acenaphthylene		18	UJ	e	6.8	U		7.3	U		6.4	U		7	U		8.9	U	
anthracene		18	UJ	e	6.8	U		7.3	U		6.4	U		7	U		8.9	U	
benzo(a)anthracene		18	UJ	e	6.8	U		7.3	U		6.4	U		7	U		8.9	U	
benzo(a)pyrene		18	UJ	e	6.8	U		7.3	U		6.4	U		7	U		8.9	U	
benzo(b)fluoranthene		18	UJ	e	6.8	U		7.3	U		6.4	U		7	U		8.9	U	
benzo(g,h,i)perylene		18	UJ	e	6.8	U		7.3	U		6.4	U		7	U		8.9	U	
benzo(k)fluoranthene		18	UJ	e	6.8	U		7.3	U		6.4	U		7	U		8.9	U	
chrysene		18	UJ	e	6.8	U		7.3	U		6.4	U		7	U		8.9	U	
dibenzo(a,h)anthracene		18	UJ	e	6.8	U		7.3	U		6.4	U		7	U		8.9	U	
dibenzofuran		18	UJ	e	6.8	U		7.3	U		6.4	U		7	U		8.9	U	
fluoranthene		18	UJ	e	6.8	U		7.3	U		6.4	U		7	U		8.9	U	
fluorene		18	UJ	e	6.8	U		7.3	U		6.4	U		7	U		8.9	U	
indeno(1,2,3,c,d)pyrene		18	UJ	e	6.8	U		7.3	U		6.4	U		7	U		8.9	U	
naphthalene		18	UJ	e	6.8	U		7.3	U		6.4	U		7	U		8.9	U	
phenanthrene		18	UJ	e	6.8	U		7.3	U		6.4	U		7	U		8.9	U	
pyrene		18	UJ	e	6.8	U		7.3	U		6.4	U		7	U		8.9	U	

Polynuclear Aromatic Hydrocarbons

DATA SUMMARY TABLE

Analyte	Sample ID	DN40N			DN40N-RE						
	Field ID	01NE29SD126			01NE29SD126						
	Matrix	SX			SX						
	Date Collected	8/21/01			8/21/01						
	Units	µg/Kg			µg/Kg						
	RESULT	Q	RC	RESULT	Q	RC					
2-methylnaphthalene	8.3	UJ	b	8.5	UJ	b,e					
acenaphthene	8.3	UJ	b	8.5	UJ	b,e					
acenaphthylene	8.3	UJ	b	8.5	UJ	b,e					
anthracene	8.3	UJ	b	8.5	UJ	b,e					
benzo(a)anthracene	8.3	UJ	b	8.5	UJ	b,e					
benzo(a)pyrene	8.3	UJ	b	8.5	UJ	b,e					
benzo(b)fluoranthene	8.3	UJ	b	8.5	UJ	b,e					
benzo(g,h,i)perylene	8.3	UJ	b	8.5	UJ	b,e					
benzo(k)fluoranthene	8.3	UJ	b	8.5	UJ	b,e					
chrysene	8.3	UJ	b	8.5	UJ	b,e					
dibenzo(a,h)anthracene	8.3	UJ	b	8.5	UJ	b,e					
dibenzofuran	8.3	UJ	b	8.5	UJ	b,e					
fluoranthene	8.3	UJ	b	8.5	UJ	b,e					
fluorene	8.3	UJ	b	8.5	UJ	b,e					
indeno(1,2,3,c,d)pyrene	8.3	UJ	b	8.5	UJ	b,e					
naphthalene	8.3	UJ	b	8.5	UJ	b,e					
phenanthrene	8.3	UJ	b	8.5	UJ	b,e					
pyrene	8.3	UJ	b	8.5	UJ	b,e					

Analyte	Sample ID	DN53A			DN53B			DN53F			DN53G			DN53I		
	Field ID	01NE09SW109			01NE09SW107			01NE09SW207			01NE09SW108			01NE16GW103		
	Matrix	WX			WX			WX			WX			WX		
	Date Collected	8/23/01			8/23/01			8/23/01			8/23/01			8/23/01		
	Units	µg/L			µg/L			µg/L			µg/L			µg/L		
	RESULT	Q	RC	RESULT	Q	RC	RESULT	Q	RC	RESULT	Q	RC	RESULT	Q	RC	
2-methylnaphthalene	0.05	U		0.05	U		0.05	U		0.05	U		0.05	U		
acenaphthene	0.05	U		0.05	U		0.05	U		0.05	U		0.05			
acenaphthylene	0.05	U		0.05	U		0.05	U		0.05	U		0.05	U		
anthracene	0.05	U		0.05	U		0.05	U		0.05	U		0.05	U		
benzo(a)anthracene	0.05	U		0.05	U		0.05	U		0.05	U		0.05	U		
benzo(a)pyrene	0.05	U		0.05	U		0.05	U		0.05	U		0.05	U		
benzo(b)fluoranthene	0.05	U		0.05	U		0.05	U		0.05	U		0.05	U		
benzo(g,h,i)perylene	0.05	U		0.05	U		0.05	U		0.05	U		0.05	U		
benzo(k)fluoranthene	0.05	U		0.05	U		0.05	U		0.05	U		0.05	U		
chrysene	0.05	U		0.05	U		0.05	U		0.05	U		0.05	U		
dibenzo(a,h)anthracene	0.05	U		0.05	U		0.05	U		0.05	U		0.05	U		
dibenzofuran	0.05	U		0.05	U		0.05	U		0.05	U		0.05	U		
fluoranthene	0.05	U		0.05	U		0.05	U		0.05	U		0.05	U		
fluorene	0.05	U		0.05	U		0.05	U		0.05	U		0.08			
indeno(1,2,3,c,d)pyrene	0.05	U		0.05	U		0.05	U		0.05	U		0.05	U		
naphthalene	0.05	U		0.05	U		0.05	U		0.05	U		1.5			
phenanthrene	0.05	U		0.05	U		0.05	U		0.05	U		0.05	U		
pyrene	0.05	U		0.05	U		0.05	U		0.05	U		0.05	U		

Polynuclear Aromatic Hydrocarbons

DATA SUMMARY TABLE

Sample ID	DN55D			DN55D-RE			DN55E			DN55F			DN55M			
	Field ID	Matrix	Date Collected	Units	RESULT	Q	RC	RESULT	Q	RC	RESULT	Q	RC	RESULT	Q	RC
	01NE34SS101	SX	8/23/01	µg/Kg												
	01NE34SS101	SX	8/23/01	µg/Kg												
	01NE34SS102	SX	8/23/01	µg/Kg												
	01NE34SS103	SX	8/23/01	µg/Kg												
	01NE34SS111	SX	8/23/01	µg/Kg												
Analyte	RESULT	Q	RC	RESULT	Q	RC	RESULT	Q	RC	RESULT	Q	RC	RESULT	Q	RC	
2-methylnaphthalene	2.6	UJ	b	8.9	UJ	e	2.4	U		2.4	U		2.1	U		
acenaphthene	2.6	UJ	b	8.9	UJ	e	2.4	U		2.4	U		2.1	U		
acenaphthylene	2.6	UJ	b	8.9	UJ	e	2.4	U		2.4	U		2.1	U		
anthracene	2.6	UJ	b	8.9	UJ	e	2.4	U		2.4	U		2.1	U		
benzo(a)anthracene	2.6	UJ	b	8.9	UJ	e	2.4	U		2.4	U		2.1	U		
benzo(a)pyrene	2.6	UJ	b	8.9	UJ	e	2.4	U		2.4	U		2.1	U		
benzo(b)fluoranthene	2.6	UJ	b	8.9	UJ	e	2.4	U		2.4	U		2.1	U		
benzo(g,h,i)perylene	2.6	UJ	b	8.9	UJ	e	2.4	U		2.4	U		2.1	U		
benzo(k)fluoranthene	2.6	UJ	b	8.9	UJ	e	2.4	U		2.4	U		2.1	U		
chrysene	2.6	UJ	b	8.9	UJ	e	2.4	U		2.4	U		2.1	U		
dibenzo(a,h)anthracene	2.6	UJ	b	8.9	UJ	e	2.4	U		2.4	U		2.1	U		
dibenzofuran	2.6	UJ	b	8.9	UJ	e	2.4	U		2.4	U		2.1	U		
fluoranthene	2.6	UJ	b	8.9	UJ	e	2.4	U		2.4	U		2.1	U		
fluorene	2.6	UJ	b	8.9	UJ	e	2.4	U		2.4	U		2.1	U		
indeno(1,2,3,c,d)pyrene	2.6	UJ	b	8.9	UJ	e	2.4	U		2.4	U		2.1	U		
naphthalene	2.6	UJ	b	8.9	UJ	e	2.4	U		2.4	U		2.1	U		
phenanthrene	2.6	UJ	b	8.9	UJ	e	2.4	U		2.4	U		2.1	U		
pyrene	2.6	UJ	b	8.9	UJ	e	2.4	U		2.4	U		2.1	U		

Sample ID	DN68F					
Field ID	01NE09SD114					
Matrix	SX					
Date Collected	8/24/01					
Units	µg/Kg					
Analyte	RESULT	Q	RC			
2-methylnaphthalene	35	U				
acenaphthene	35	U				
acenaphthylene	35	U				
anthracene	35	U				
benzo(a)anthracene	35	U				
benzo(a)pyrene	35	U				
benzo(b)fluoranthene	35	U				
benzo(g,h,i)perylene	35	U				
benzo(k)fluoranthene	35	U				
chrysene	35	U				
dibenzo(a,h)anthracene	35	U				
dibenzofuran	35	U				
fluoranthene	35	U				
fluorene	35	U				
indeno(1,2,3,c,d)pyrene	35	U				
naphthalene	35	U				
phenanthrene	35	U				
pyrene	35	U				

Polynuclear Aromatic Hydrocarbons

DATA SUMMARY TABLE

Sample ID	DN71A			DN71B			DN71D			DN71E			DN71P			
	Field ID	Matrix	Date Collected	Units	RESULT	Q	RC	RESULT	Q	RC	RESULT	Q	RC	RESULT	Q	RC
	01NE09SW112	WX	8/26/01	µg/L												
	01NE09WP102	WX	8/26/01	µg/L												
	01NE09MW103	WX	8/26/01	µg/L												
	01NE09SW111	WX	8/26/01	µg/L												
	01NE09SW110	WX	8/25/01	µg/L												
Analyte	RESULT	Q	RC	RESULT	Q	RC	RESULT	Q	RC	RESULT	Q	RC	RESULT	Q	RC	
2-methylnaphthalene	0.05	U		0.05	U		0.05	U		0.05	U		0.05	U		
acenaphthene	0.05	U		0.05	U		0.05	U		0.05	U		0.05	U		
acenaphthylene	0.05	U		0.05	U		0.05	U		0.05	U		0.05	U		
anthracene	0.05	U		0.05	U		0.05	U		0.05	U		0.05	U		
benzo(a)anthracene	0.05	U		0.05	U		0.05	U		0.05	U		0.05	U		
benzo(a)pyrene	0.05	U		0.05	U		0.05	U		0.05	U		0.05	U		
benzo(b)fluoranthene	0.05	U		0.05	U		0.05	U		0.05	U		0.05	U		
benzo(g,h,i)perylene	0.05	U		0.05	U		0.05	U		0.05	U		0.05	U		
benzo(k)fluoranthene	0.05	U		0.05	U		0.05	U		0.05	U		0.05	U		
chrysene	0.05	U		0.05	U		0.05	U		0.05	U		0.05	U		
dibenzo(a,h)anthracene	0.05	U		0.05	U		0.05	U		0.05	U		0.05	U		
dibenzofuran	0.05	U		0.05	U		0.05	U		0.05	U		0.05	U		
fluoranthene	0.05	U		0.05	U		0.05	U		0.05	U		0.05	U		
fluorene	0.05	U		0.05	U		0.05	U		0.05	U		0.05	U		
indeno(1,2,3,c,d)pyrene	0.05	U		0.05	U		0.05	U		0.05	U		0.05	U		
naphthalene	0.05	U		0.05	U		0.05	U		0.05	U		0.05	U		
phenanthrene	0.05	U		0.05	U		0.05	U		0.05	U		0.05	U		
pyrene	0.05	U		0.05	U		0.05	U		0.05	U		0.05	U		

Sample ID	DN73A			DN73D			DN73E					
	Field ID	01NE30WP101		01NE31SW101			01NE31SW102					
Matrix	WX			WX			WX					
Date Collected	8/25/01			8/24/01			8/24/01					
Units	µg/L			µg/L			µg/L					
Analyte	RESULT	Q	RC	RESULT	Q	RC	RESULT	Q	RC			
2-methylnaphthalene	0.1	U		0.05	U		0.05	U				
acenaphthene	0.1	U		0.05	U		0.05	U				
acenaphthylene	0.1	U		0.05	U		0.05	U				
anthracene	0.1	U		0.05	U		0.05	U				
benzo(a)anthracene	0.1	U		0.05	U		0.05	U				
benzo(a)pyrene	0.1	U		0.05	U		0.05	U				
benzo(b)fluoranthene	0.1	U		0.05	U		0.05	U				
benzo(g,h,i)perylene	0.1	U		0.05	U		0.05	U				
benzo(k)fluoranthene	0.1	U		0.05	U		0.05	U				
chrysene	0.1	U		0.05	U		0.05	U				
dibenzo(a,h)anthracene	0.1	U		0.05	U		0.05	U				
dibenzofuran	0.1	U		0.05	U		0.05	U				
fluoranthene	0.1	U		0.05	U		0.05	U				
fluorene	0.1	U		0.05	U		0.05	U				
indeno(1,2,3,c,d)pyrene	0.1	U		0.05	U		0.05	U				
naphthalene	0.1	U		0.05	U		0.05	U				
phenanthrene	0.1	U		0.05	U		0.05	U				
pyrene	0.1	U		0.05	U		0.05	U				

Polynuclear Aromatic Hydrocarbons

DATA SUMMARY TABLE

Sample ID	DN76D			DN76E			DN76E-RE			DN76F			DN76G			DN76H		
	Field ID	01NE09SD107		01NE09SD108			01NE09SD108			01NE30SS101			01NE30SD101			01NE30SS103		
Matrix	SX			SX			SX			SX			SX			SX		
Date Collected	8/23/01			8/23/01			8/23/01			8/24/01			8/24/01			8/24/01		
Units	µg/Kg			µg/Kg			µg/Kg			µg/Kg			µg/Kg			µg/Kg		
Analyte	RESULT	Q	RC	RESULT	Q	RC	RESULT	Q	RC	RESULT	Q	RC	RESULT	Q	RC	RESULT	Q	RC
2-methylnaphthalene	41	U		22	UJ	b	25	UJ	e	27	U		22	U		53	UJ	b
acenaphthene	41	U		22	UJ	b	25	UJ	e	27	U		22	U		53	UJ	b
acenaphthylene	41	U		22	UJ	b	25	UJ	e	27	U		22	U		53	UJ	b
anthracene	41	U		22	UJ	b	25	UJ	e	27	U		22	U		53	UJ	b
benzo(a)anthracene	41	U		22	UJ	b	25	UJ	e	27	U		22	U		53	UJ	b
benzo(a)pyrene	41	U		22	UJ	b	25	UJ	e	27	U		22	U		53	UJ	b
benzo(b)fluoranthene	41	U		22	UJ	b	25	UJ	e	27	U		22	U		53	UJ	b
benzo(g,h,i)perylene	41	U		22	UJ	b	25	UJ	e	27	U		22	U		53	UJ	b
benzo(k)fluoranthene	41	U		22	UJ	b	25	UJ	e	27	U		22	U		53	UJ	b
chrysene	41	U		22	UJ	b	25	UJ	e	27	U		22	U		53	UJ	b
dibenzo(a,h)anthracene	41	U		22	UJ	b	25	UJ	e	27	U		22	U		53	UJ	b
dibenzofuran	41	U		22	UJ	b	25	UJ	e	27	U		22	U		53	UJ	b
fluoranthene	41	U		22	UJ	b	25	UJ	e	27	U		22	U		53	UJ	b
fluorene	41	U		22	UJ	b	25	UJ	e	27	U		22	U		53	UJ	b
indeno(1,2,3,c,d)pyrene	41	U		22	UJ	b	25	UJ	e	27	U		22	U		53	UJ	b
naphthalene	41	U		22	UJ	b	25	UJ	e	27	U		22	U		53	UJ	b
phenanthrene	41	U		22	UJ	b	25	UJ	e	27	U		22	U		53	UJ	b
pyrene	41	U		22	UJ	b	25	UJ	e	27	U		22	U		53	UJ	b

Poly. Aromatic Hydrocarbons

DATA SUMMARY TABLE

Sample ID	DN76H-RE			DN76I			DN76J			DN76K			DN76P			DN76P-RE		
	Field ID	Matrix	Date Collected	Field ID	Matrix	Date Collected	Field ID	Matrix	Date Collected	Field ID	Matrix	Date Collected	Field ID	Matrix	Date Collected	Field ID	Matrix	Date Collected
Units	µg/Kg			µg/Kg			µg/Kg			µg/Kg			µg/Kg			µg/Kg		
Analyte	RESULT	Q	RC	RESULT	Q	RC	RESULT	Q	RC	RESULT	Q	RC	RESULT	Q	RC	RESULT	Q	RC
2-methylnaphthalene	60	UJ	e	6.8	U		16	U		19	U		36	UJ	b	40	UJ	e
acenaphthene	60	UJ	e	6.8	U		16	U		19	U		36	UJ	b	40	UJ	e
acenaphthylene	60	UJ	e	6.8	U		16	U		19	U		36	UJ	b	40	UJ	e
anthracene	60	UJ	e	6.8	U		16	U		19	U		36	UJ	b	40	UJ	e
benzo(a)anthracene	60	UJ	e	6.8	U		21			19	U		36	UJ	b	40	UJ	e
benzo(a)pyrene	60	UJ	e	6.8	U		86			19	U		36	UJ	b	40	UJ	e
benzo(b)fluoranthene	60	UJ	e	6.8	U		39			19	U		36	UJ	b	40	UJ	e
benzo(g,h,i)perylene	60	UJ	e	6.8	U		88			19	U		36	UJ	b	40	UJ	e
benzo(k)fluoranthene	60	UJ	e	6.8	U		57			19	U		36	UJ	b	40	UJ	e
chrysene	60	UJ	e	6.8	U		64			19	U		36	UJ	b	40	UJ	e
dibenzo(a,h)anthracene	60	UJ	e	6.8	U		16	U		19	U		36	UJ	b	40	UJ	e
dibenzofuran	60	UJ	e	6.8	U		16	U		19	U		36	UJ	b	40	UJ	e
fluoranthene	60	UJ	e	6.8	U		23			19	U		36	UJ	b	40	UJ	e
fluorene	60	UJ	e	6.8	U		16	U		19	U		36	UJ	b	40	UJ	e
indeno(1,2,3,c,d)pyrene	60	UJ	e	6.8	U		18			19	U		36	UJ	b	40	UJ	e
naphthalene	60	UJ	e	6.8	U		16	U		19	U		36	UJ	b	40	UJ	e
phenanthrene	60	UJ	e	6.8	U		24			19	U		36	UJ	b	40	UJ	e
pyrene	60	UJ	e	6.8	U		41			19	U		36	UJ	b	40	UJ	e

Polynuclear Aromatic Hydrocarbons

DATA SUMMARY TABLE

Sample ID	DN88A			DN88B			DN88C			DN88E			DN88F		
	Field ID	01NE07WP102		01NE07WP202			01NE30WP102			01NE07WP101			01NE07WP103		
Matrix	WX			WX			WX			WX			WX		
Date Collected	8/27/01			8/27/01			8/28/01			8/28/01			8/27/01		
Units	µg/L			µg/L			µg/L			µg/L			µg/L		
Analyte	RESULT	Q	RC	RESULT	Q	RC	RESULT	Q	RC	RESULT	Q	RC	RESULT	Q	RC
2-methylnaphthalene	0.05	U		0.05	U		0.05	U		0.05	U		0.05	U	
acenaphthene	0.05	U		0.05	U		0.05	U		0.05	U		0.05	U	
acenaphthylene	0.05	U		0.05	U		0.05	U		0.05	U		0.05	U	
anthracene	0.05	U		0.05	U		0.05	U		0.05	U		0.05	U	
benzo(a)anthracene	0.05	U		0.05	U		0.05	U		0.05	U		0.05	U	
benzo(a)pyrene	0.05	U		0.05	U		0.05	U		0.05	U		0.05	U	
benzo(b)fluoranthene	0.05	U		0.05	U		0.05	U		0.05	U		0.05	U	
benzo(g,h,i)perylene	0.05	U		0.05	U		0.05	U		0.05	U		0.05	U	
benzo(k)fluoranthene	0.05	U		0.05	U		0.05	U		0.05	U		0.05	U	
chrysene	0.05	U		0.05	U		0.05	U		0.05	U		0.05	U	
dibenzo(a,h)anthracene	0.05	U		0.05	U		0.05	U		0.05	U		0.05	U	
dibenzofuran	0.05	U		0.05	U		0.05	U		0.05	U		0.05	U	
fluoranthene	0.05	U		0.05	U		0.05	U		0.05	U		0.05	U	
fluorene	0.05	U		0.05	U		0.05	U		0.05	U		0.05	U	
indeno(1,2,3,c,d)pyrene	0.05	U		0.05	U		0.05	U		0.05	U		0.05	U	
naphthalene	0.05	U		0.05	U		0.05	U		0.05	U		0.05	U	
phenanthrene	0.05	U		0.05	U		0.05	U		0.05	U		0.05	U	
pyrene	0.05	U		0.05	U		0.05	U		0.05	U		0.05	U	

Analyte	Sample ID	100413-01			100413-02			100413-03			100413-04			100413-05			100413-06		
	Field ID	01NE29SD325			01NE28SD375			01NE28SD371			01NE28SD363			01NE29SD314			01NE29SW317		
	Matrix	SX			SX			SX			SX			SX			WX		
	Date Collected	8/21/01			8/20/01			8/20/01			8/20/01			8/21/01			8/20/01		
Units	µg/Kg			µg/Kg			µg/Kg			µg/Kg			µg/Kg			µg/L			
	RESULT	Q	RC	RESULT	Q	RC	RESULT	Q	RC	RESULT	Q	RC	RESULT	Q	RC	RESULT	Q	RC	
2-chloronaphthalene	2	U		6.4	U		7.8	U		210	U		3.4	U		0.098	U		
2-methylnaphthalene	2	U		68			7.8	U		210	UJ	n	57			0.098	U		
acenaphthene	2	U		6.4	U		7.8	U		210	UJ	n	3.4	U		0.098	U		
acenaphthylene	2	U		20			7.8	U		210	U		3.4	U		0.098	U		
anthracene	2	U		6.4	U		7.8	U		210	U		3.4	U		0.098	U		
benzo(a)anthracene	4	U		13	U		16	U		420	U		6.8	U		0.098	U		
benzo(a)pyrene	2	U		6.4	U		7.8	U		210	U		3.4	U		0.098	U		
benzo(b)fluoranthene	2	UJ	f	6.4	U		7.8	U		210	U		3.4	U		0.098	U		
benzo(g,h,i)perylene	2	U		6.4	U		7.8	U		210	U		3.4	U		0.098	U		
benzo(k)fluoranthene	2	UJ	f	6.4	U		7.8	U		210	U		3.4	U		0.098	U		
chrysene	4	U		13	U		16	U		420	U		6.8	U		0.098	U		
dibenzo(a,h)anthracene	2	U		6.4	U		7.8	U		210	U		3.4	U		0.098	U		
fluoranthene	2	U		6.4	U		7.8	U		720			3.4	UJ	n	0.098	U		
fluorene	2	U		6.4	U		7.8	U		3300			14			0.098	U		
indeno(1,2,3,c,d)pyrene	2	U		6.4	U		7.8	U		210	U		3.4	U		0.098	U		
naphthalene	2	U		68			7.8	U		210	UJ	n	28			0.098	U		
phenanthrene	2	U		6.4	U		7.8	U		210	U		3.4	UJ	n	0.098	U		
pyrene	2	U		6.4	U		7.8	U		210	U		3.4	U		0.098	U		

Semivolatile Organics

DATA SUMMARY TABLE

Sample ID	100418-01					
Field ID	01NE16GW301					
Matrix	WX					
Date Collected	8/23/01					
Units	µg/L					
Analyte	RESULT	Q	RC			
1,2,4-trichlorobenzene	1	U				
1,2-dichlorobenzene	1	U				
1,3-dichlorobenzene	1	U				
1,4-dichlorobenzene	1	U				
2,4,5-trichlorophenol	1	U				
2,4,6-trichlorophenol	1	U				
2,4-dichlorophenol	1	U				
2,4-dimethylphenol	1	U				
2,4-dinitrophenol	1	U				
2,4-dinitrotoluene	1	U				
2,6-dinitrotoluene	1	U				
2-chloronaphthalene	0.1	U				
2-chlorophenol	1	U				
2-methylnaphthalene	0.1	U				
2-methylphenol	1	U				
2-nitroaniline	1	U				
2-nitrophenol	1	U				
3,3'-dichlorobenzidine	1	U				
3-&4-methylphenol	1	U				
3-nitroaniline	1	U				
4,6-dinitro-2-methylphenol	1	U				
4-bromophenyl phenyl ether	1	U				
4-chloro-3-methylphenol	1	U				
4-chloroaniline	1	U				
4-chlorophenyl phenyl ether	1	U				
4-nitroaniline	1	U				
4-nitrophenol	1	U				
acenaphthene	0.1	U				
acenaphthylene	0.1	U				

Sample ID	100418-01				
Field ID	01NE16GW301				
Matrix	WX				
Date Collected	8/23/01				
Units	µg/L				
Analyte	RESULT	Q	RC		
anthracene	0.1	U			
benzo(a)anthracene	0.1	U			
benzo(a)pyrene	0.1	U			
benzo(b)fluoranthene	0.1	U			
benzo(g,h,i)perylene	0.1	U			
benzo(k)fluoranthene	0.1	U			
benzoic acid	1	U			
benzyl alcohol	1	U			
bis(2-chloroethoxy)methane	1	U			
bis(2-chloroethyl)ether	1	U			
bis(2-chloroisopropyl)ether	1	U			
bis(2-ethylhexyl)phthalate	1	U			
butylbenzylphthalate	5.2	U			
chrysene	0.1	U			
di-n-butylphthalate	5.2	U			
di-n-octylphthalate	1	U			
dibenzo(a,h)anthracene	0.1	U			
dibenzofuran	1	U			
diethylphthalate	2.6	U			
dimethylphthalate	1	U			
fluoranthene	0.1	U			
fluorene	0.1	U			
hexachlorobenzene	1	U			
hexachlorobutadiene	1	U			
hexachlorocyclopentadiene	0.52	U			
hexachloroethane	1	U			
indeno(1,2,3,c,d)pyrene	0.1	U			
isophorone	1	U			
n-nitroso-di-n-propylamine	1	U			

Semivolatile Organics

DATA SUMMARY TABLE

Sample ID	100418-01					
Field ID	01NE16GW301					
Matrix	WX					
Date Collected	8/23/01					
Units	µg/L					
Analyte	RESULT	Q	RC			
n-nitrosodiphenylamine	1	U				
naphthalene	0.1	U				
nitrobenzene	1	U				
pentachlorophenol	1	U				
phenanthrene	0.1	U				
phenol	1	U				
pyrene	0.1	U				

Analyte	Sample ID	DN53C			DN53D			DN53E			
	Field ID	01NE16GW101			01NE16GW201			01NE16GW102			
Matrix	WX				WX				WX		
Date Collected	8/23/01				8/23/01				8/23/01		
Units	µg/L				µg/L				µg/L		
	RESULT	Q	RC	RESULT	Q	RC	RESULT	Q	RC		
1,2,4-trichlorobenzene	1	U		1	U		1	U			
1,2-dichlorobenzene	1	U		1	U		1	U			
1,3-dichlorobenzene	1	U		1	U		1	U			
1,4-dichlorobenzene	1	U		1	U		1	U			
2,2'-oxybis (1-chloropropane)	1	U		1	U		1	U			
2,4,5-trichlorophenol	5	U		5	U		5	U			
2,4,6-trichlorophenol	5	U		5	U		5	U			
2,4-dichlorophenol	3	U		3	U		3	U			
2,4-dimethylphenol	3	U		3	U		3	U			
2,4-dinitrophenol	10	U		10	U		10	U			
2,4-dinitrotoluene	5	U		5	U		5	U			
2,6-dinitrotoluene	5	U		5	U		5	U			
2-chloronaphthalene	1	U		1	U		1	U			
2-chlorophenol	1	U		1	U		1	U			
2-methylnaphthalene	1	U		1	U		1	U			
2-methylphenol	1	U		1	U		1	U			
2-nitroaniline	5	U		5	U		5	U			
2-nitrophenol	5	U		5	U		5	U			
3,3-dichlorobenzidine	5	U		5	U		5	U			
3-nitroaniline	6	U		6	U		6	U			
4,6-dinitro-2-methylphenol	10	U		10	U		10	U			
4-bromophenyl phenyl ether	1	U		1	U		1	U			
4-chloro-3-methylphenol	2	U		2	U		2	U			
4-chloroaniline	3	U		3	U		3	U			
4-chlorophenyl phenyl ether	1	U		1	U		1	U			
4-methylphenol	1	U		1	U		1	U			
4-nitroaniline	5	U		5	U		5	U			
4-nitrophenol	5	U		5	U		5	U			
acenaphthene	1	U		1	U		1	U			

Semivolatile Organics

DATA SUMMARY TABLE

Analyte	DN53C			DN53D			DN53E		
	Field ID	Matrix	Date Collected	Field ID	Matrix	Date Collected	Field ID	Matrix	Date Collected
	01NE16GW101	WX	8/23/01	01NE16GW201	WX	8/23/01	01NE16GW102	WX	8/23/01
	Units			Units			Units		
	µg/L			µg/L			µg/L		
	RESULT	Q	RC	RESULT	Q	RC	RESULT	Q	RC
acenaphthylene	1	U		1	U		1	U	
anthracene	1	U		1	U		1	U	
benzo(a)anthracene	1	U		1	U		1	U	
benzo(a)pyrene	1	U		1	U		1	U	
benzo(b)fluoranthene	1	U		1	U		1	U	
benzo(g,h,i)perylene	1	U		1	U		1	U	
benzo(k)fluoranthene	1	U		1	U		1	U	
benzoic acid	10	U		10	U		10	U	
benzyl alcohol	5	U		5	U		5	U	
bis(2-chloroethoxy)methane	1	U		1	U		1	U	
bis(2-chloroethyl)ether	2	U		2	U		2	U	
bis(2-ethylhexyl)phthalate	2.5	B	a	2.2	B	a	1.4	B	a
butylbenzylphthalate	1	U		1	U		1	U	
carbazole	1	U		1	U		1	U	
chrysene	1	U		1	U		1	U	
di-n-butylphthalate	1	U		1	U		1	U	
di-n-octylphthalate	1	U		1	U		1	U	
dibenzo(a,h)anthracene	1	U		1	U		1	U	
dibenzofuran	1	U		1	U		1	U	
diethylphthalate	1	U		1	U		1	U	
dimethylphthalate	1	U		1	U		1	U	
fluoranthene	1	U		1	U		1	U	
fluorene	1	U		1	U		1	U	
hexachlorobenzene	1	U		1	U		1	U	
hexachlorobutadiene	2	U		2	U		2	U	
hexachlorocyclopentadiene	5	U		5	U		5	U	
hexachloroethane	2	U		2	U		2	U	
indeno(1,2,3,c,d)pyrene	1	U		1	U		1	U	
isophorone	1	U		1	U		1	U	

Se. Volatile Organics

DATA SUMMARY TABLE

Sample ID	DN53C			DN53D			DN53E						
	Field ID	Matrix	Date Collected	Units	RESULT	Q	RC	RESULT	Q	RC	RESULT	Q	RC
	01NE16GW101	WX	8/23/01	µg/L									
Analyte					RESULT	Q	RC	RESULT	Q	RC	RESULT	Q	RC
n-nitroso-di-n-propylamine					2	U		2	U		2	U	
n-nitrosodiphenylamine					1	U		1	U		1	U	
naphthalene					1	U		1	U		1	U	
nitrobenzene					1	U		1	U		1	U	
pentachlorophenol					5	U		5	U		5	U	
phenanthrene					1	U		1	U		1	U	
phenol					2	U		2	U		2	U	
pyrene					1	U		1	U		1	U	

Volatile Organics

DATA SUMMARY TABLE

Analyte	Sample ID	100418-02			100418-03						
	Field ID	01NE09SW307			01NE00TB110						
	Matrix	WX			WX						
	Date Collected	8/23/01			8/23/01						
	Units	µg/L			µg/L						
	RESULT	Q	RC	RESULT	Q	RC					
1,1,1,2-tetrachloroethane	0.4	U		0.4	U						
1,1,1-trichloroethane	0.4	U		0.4	U						
1,1,2,2-tetrachloroethane	0.4	U		0.4	U						
1,1,2-trichloroethane	0.4	U		0.4	U						
1,1-dichloroethane	0.4	U		0.4	U						
1,1-dichloroethene	0.4	U		0.4	U						
1,1-dichloropropene	0.4	U		0.4	U						
1,2,3-trichlorobenzene	0.4	U		0.4	U						
1,2,3-trichloropropane	0.4	U		0.4	U						
1,2,4-trichlorobenzene	0.4	U		0.4	U						
1,2,4-trimethylbenzene	0.4	U		0.4	U						
1,2-dibromo-3-chloropropane	0.4	U		0.4	U						
1,2-dibromoethane	0.4	U		0.4	U						
1,2-dichlorobenzene	0.4	U		0.4	U						
1,2-dichloroethane	0.4	U		0.4	U						
1,2-dichloropropane	0.4	U		0.4	U						
1,3,5-trimethylbenzene	0.4	U		0.4	U						
1,3-dichlorobenzene	0.4	U		0.4	U						
1,3-dichloropropane	0.4	U		0.4	U						
1,4-dichlorobenzene	0.4	U		0.4	U						
2,2-dichloropropane	0.4	U		0.4	U						
2-butanone	2	U		2	U						
2-chlorotoluene	0.4	U		0.4	U						
2-hexanone	2	U		2	U						
4-chlorotoluene	0.4	U		0.4	U						
4-isopropyltoluene	0.4	U		0.4	U						
4-methyl-2-pentanone	2	U		2	U						
acetone	0.73	B	k	0.72	J	m					
benzene	0.4	U		0.4	U						

Analyte	100418-02			100418-03						
	Field ID	Matrix	Date Collected	Field ID	Matrix	Date Collected				
	01NE09SW307	WX	8/23/01	01NE00TB110	WX	8/23/01				
	Units	µg/L		Units	µg/L					
	RESULT	Q	RC	RESULT	Q	RC				
bromobenzene	0.4	U		0.4	U					
bromochloromethane	0.4	U		0.4	U					
bromodichloromethane	0.4	U		0.4	U					
bromoform	0.4	U		0.4	U					
bromomethane	0.8	U		0.8	U					
carbon disulfide	0.4	U		0.4	U					
carbon tetrachloride	0.4	U		0.4	U					
chlorobenzene	0.4	U		0.4	U					
chloroethane	0.4	U		0.4	U					
chloroform	0.4	U		0.4	U					
chloromethane	0.4	U		2.4						
cis-1,2-dichloroethene	0.4	U		0.4	U					
cis-1,3-dichloropropene	0.4	U		0.4	U					
dibromochloromethane	0.4	U		0.4	U					
dibromomethane	0.4	U		0.4	U					
dichlorodifluoromethane	0.4	U		0.4	U					
ethylbenzene	0.4	U		0.4	U					
hexachlorobutadiene	0.4	U		0.4	U					
isopropylbenzene	0.4	U		0.4	U					
m,p-xylene	0.8	U		0.8	U					
methylene chloride	0.4	U		0.4	U					
n-butylbenzene	0.4	U		0.4	U					
n-propylbenzene	0.4	U		0.4	U					
naphthalene	0.4	U		0.4	U					
o-xylene	0.4	U		0.4	U					
sec-butylbenzene	0.4	U		0.4	U					
styrene	0.4	U		0.4	U					
tert-butylbenzene	0.4	U		0.4	U					
tetrachloroethylene	0.4	U		0.18	J	m				

Volatile Organics

DATA SUMMARY TABLE

Analyte	Sample ID	100418-02			100418-03						
	Field ID	01NE09SW307			01NE00TB110						
	Matrix	WX			WX						
	Date Collected	8/23/01			8/23/01						
	Units	µg/L			µg/L						
	RESULT	Q	RC	RESULT	Q	RC					
toluene	0.4	U		0.4	U						
trans-1,2-dichloroethene	0.4	U		0.4	U						
trans-1,3-dichloropropene	0.4	U		0.4	U						
trichloroethene	0.4	U		0.4	U						
trichlorofluoromethane	0.4	U		0.16	J	m					
vinyl chloride	0.4	U		0.4	U						

Sample ID	100492-13				
Field ID	01NE09SD313				
Matrix	SX				
Date Collected	8/24/01				
Units	µg/Kg				
Analyte	RESULT	Q	RC		
1,1,1,2-tetrachloroethane	1.9	U			
1,1,1-trichloroethane	1.9	U			
1,1,2,2-tetrachloroethane	1.9	U			
1,1,2-trichloroethane	1.9	U			
1,1-dichloroethane	1.9	U			
1,1-dichloroethene	1.9	U			
1,1-dichloropropene	1.9	U			
1,2,3-trichlorobenzene	1.9	U			
1,2,3-trichloropropane	1.9	U			
1,2,4-trichlorobenzene	1.9	U			
1,2,4-trimethylbenzene	1.9	U			
1,2-dibromo-3-chloropropane	1.9	U			
1,2-dibromoethane	1.9	U			
1,2-dichlorobenzene	1.9	U			
1,2-dichloroethane	1.9	U			
1,2-dichloropropane	1.9	U			
1,3,5-trimethylbenzene	1.9	U			
1,3-dichlorobenzene	1.9	U			
1,3-dichloropropane	1.9	U			
1,4-dichlorobenzene	1.9	U			
2,2-dichloropropane	1.9	U			
2-butanone	56	J	n		
2-chlorotoluene	1.9	U			
2-hexanone	9.3	U			
4-chlorotoluene	1.9	U			
4-isopropyltoluene	1.9	U			
4-methyl-2-pentanone	9.3	U			
acetone	460				
benzene	1.9	U			

Volatile Organics

DATA SUMMARY TABLE

Sample ID	100492-13					
Field ID	01NE09SD313					
Matrix	SX					
Date Collected	8/24/01					
Units	µg/Kg					
Analyte	RESULT	Q	RC			
bromobenzene	1.9	U				
bromochloromethane	1.9	U				
bromodichloromethane	1.9	U				
bromoform	1.9	U				
bromomethane	1.9	U				
carbon disulfide	20	J	n			
carbon tetrachloride	1.9	U				
chlorobenzene	1.9	U				
chloroethane	1.9	U				
chloroform	1.9	U				
chloromethane	1.2	J	m,n			
cis-1,2-dichloroethene	1.9	U				
cis-1,3-dichloropropene	1.9	U				
dibromochloromethane	1.9	U				
dibromomethane	1.9	U				
dichlorodifluoromethane	1.9	U				
ethylbenzene	1.9	U				
hexachlorobutadiene	1.9	U				
isopropylbenzene	1.9	U				
m,p-xylene	3.7	U				
methylene chloride	1.9	U				
n-butylbenzene	1.9	U				
n-propylbenzene	1.9	U				
naphthalene	1.9	U				
o-xylene	1.9	U				
sec-butylbenzene	1.9	U				
styrene	1.9	U				
tert-butylbenzene	1.9	U				
tetrachloroethylene	1.9	U				

Sample ID	100492-13							
Field ID	01NE09SD313							
Matrix	SX							
Date Collected	8/24/01							
Units	µg/Kg							
Analyte	RESULT	Q	RC					
toluene	16	J	c,f,n					
trans-1,2-dichloroethene	1.9	U						
trans-1,3-dichloropropene	1.9	U						
trichloroethene	1.9	U						
trichlorofluoromethane	1.9	U						
vinyl chloride	1.9	U						

Volatile Organics

DATA SUMMARY TABLE

Analyte	100553-01			100553-02			RC	RC	RC
	Field ID	Matrix	Date Collected	Field ID	Matrix	Date Collected			
	01NE07WP302	WX	8/27/01	01NE00TB117	WX	8/27/01			
	Units		µg/L	Units		µg/L			
	RESULT	Q	RC	RESULT	Q	RC			
1,1,1,2-tetrachloroethane	0.4	U		0.4	UJ	p			
1,1,1-trichloroethane	0.4	U		0.4	UJ	p			
1,1,2,2-tetrachloroethane	0.4	U		0.4	UJ	p			
1,1,2-trichloroethane	0.4	U		0.4	UJ	p			
1,1-dichloroethane	0.4	U		0.4	UJ	p			
1,1-dichloroethene	0.4	U		0.4	UJ	p			
1,1-dichloropropene	0.4	U		0.4	UJ	p			
1,2,3-trichlorobenzene	0.4	U		0.4	UJ	p			
1,2,3-trichloropropane	0.4	U		0.4	UJ	p			
1,2,4-trichlorobenzene	0.4	U		0.4	UJ	p			
1,2,4-trimethylbenzene	0.4	U		0.4	UJ	p			
1,2-dibromo-3-chloropropane	0.4	U		0.4	UJ	p			
1,2-dibromoethane	0.4	U		0.4	UJ	p			
1,2-dichlorobenzene	0.4	U		0.4	UJ	p			
1,2-dichloroethane	0.4	U		0.4	UJ	p			
1,2-dichloropropane	0.4	U		0.4	UJ	p			
1,3,5-trimethylbenzene	0.4	U		0.4	UJ	p			
1,3-dichlorobenzene	0.4	U		0.4	UJ	p			
1,3-dichloropropane	0.4	U		0.4	UJ	p			
1,4-dichlorobenzene	0.4	U		0.4	UJ	p			
2,2-dichloropropane	0.4	U		0.4	UJ	p			
2-butanone	2	U		2	UJ	p			
2-chlorotoluene	0.4	U		0.4	UJ	p			
2-hexanone	2	U		2	UJ	p			
4-chlorotoluene	0.4	U		0.4	UJ	p			
4-isopropyltoluene	0.4	U		0.4	UJ	p			
4-methyl-2-pentanone	2	U		2	UJ	p			
acetone	1.8	J	m	2	UJ	p			
benzene	0.4	U		0.4	UJ	p			

Sample ID	100553-01			100553-02			Analyte	RESULT	Q	RC
	Field ID	Matrix	Date Collected	Field ID	Matrix	Date Collected				
Units	µg/L			µg/L						
	RESULT	Q	RC	RESULT	Q	RC				
bromobenzene	0.4	U		0.4	UJ	p				
bromochloromethane	0.4	U		0.4	UJ	p				
bromodichloromethane	0.4	U		0.4	UJ	p				
bromoform	0.4	U		0.4	UJ	p				
bromomethane	0.8	U		0.8	UJ	p				
carbon disulfide	0.4	U		0.4	UJ	p				
carbon tetrachloride	0.4	U		0.4	UJ	p				
chlorobenzene	0.4	U		0.4	UJ	p				
chloroethane	0.4	U		0.4	UJ	p				
chloroform	0.4	U		0.091	J	m,p				
chloromethane	0.46			0.4	UJ	p				
cis-1,2-dichloroethene	0.4	U		0.4	UJ	p				
cis-1,3-dichloropropene	0.4	U		0.4	UJ	p				
dibromochloromethane	0.4	U		0.4	UJ	p				
dibromomethane	0.4	U		0.4	UJ	p				
dichlorodifluoromethane	0.4	U		0.4	UJ	p				
ethylbenzene	0.4	U		0.4	UJ	p				
hexachlorobutadiene	0.4	U		0.4	UJ	p				
isopropylbenzene	0.4	U		0.4	UJ	p				
m,p-xylene	0.8	U		0.8	UJ	p				
methylene chloride	0.4	U		0.42	J	p				
n-butylbenzene	0.4	U		0.4	UJ	p				
n-propylbenzene	0.4	U		0.4	UJ	p				
naphthalene	0.17	J	m,n	0.4	UJ	p				
o-xylene	0.4	U		0.4	UJ	p				
sec-butylbenzene	0.4	U		0.4	UJ	p				
styrene	0.4	U		0.34	J	m,p				
tert-butylbenzene	0.4	U		0.4	UJ	p				
tetrachloroethylene	0.4	U		0.24	J	m,p				

Volatile Organics

DATA SUMMARY TABLE

	Sample ID	100553-01	100553-02				
	Field ID	01NE07WP302	01NE00TB117				
	Matrix	WX	WX				
	Date Collected	8/27/01	8/27/01				
	Units	µg/L	µg/L				
Analyte		RESULT	Q	RC	RESULT	Q	RC
toluene		0.4	U		0.4	UJ	p
trans-1,2-dichloroethene		0.4	U		0.4	UJ	p
trans-1,3-dichloropropene		0.4	U		0.4	UJ	p
trichloroethene		0.4	U		0.4	UJ	p
trichlorofluoromethane		0.4	U		0.4	UJ	p
vinyl chloride		0.4	U		0.4	UJ	p

Sample ID	DN03H			DN03I			DN03J					
	Field ID	Matrix	Date Collected	Field ID	Matrix	Date Collected	Field ID	Matrix	Date Collected			
Analyte	Units	RESULT	Q	RC	RESULT	Q	RC	RESULT	Q	RC		
1,1,1,2-tetrachloroethane	µg/L	1	U		1	U		1	U			
1,1,1-trichloroethane		1	U		1	U		1	U			
1,1,2,2-tetrachloroethane		1	U		1	U		1	U			
1,1,2-trichloroethane		1	U		1	U		1	U			
1,1-dichloroethane		1	U		1	U		1	U			
1,1-dichloroethene		1	U		1	U		1	U			
1,1-dichloropropene		1	U		1	U		1	U			
1,2,3-trichlorobenzene		5	U		5	U		5	U			
1,2,3-trichloropropane		3	U		3	U		3	U			
1,2,4-trichlorobenzene		5	U		5	U		5	U			
1,2,4-trimethylbenzene		1	U		1	U		1	U			
1,2-dibromo-3-chloropropane		5	U		5	U		5	U			
1,2-dichlorobenzene		1	U		1	U		1	U			
1,2-dichloroethane		1	U		1	U		1	U			
1,2-dichloropropane		1	U		1	U		1	U			
1,3,5-trimethylbenzene		1	U		1	U		1	U			
1,3-dichlorobenzene		1	U		1	U		1	U			
1,3-dichloropropane		1	U		1	U		1	U			
1,4-dichlorobenzene		1	U		1	U		1	U			
1,1,2-trichloro-1,1,2,2-tetrafluoroethane		2	U		2	U		2	U			
2,2-dichloropropane		1	U		1	U		1	U			
2-butanone		5	U		5	U		5	U			
2-chloroethylvinyl ether		5	U		5	U		5	U			
2-chlorotoluene		1	U		1	U		1	U			
2-hexanone		5	U		5	U		5	U			
4-chlorotoluene		1	U		1	U		1	U			
4-isopropyltoluene		1	U		1	U		1	U			
4-methyl-2-pentanone		5	U		5	U		5	U			
acetone		5	U		5	U		5	U			

Volatile Organics

DATA SUMMARY TABLE

Analyte	DN03H			DN03I			DN03J		
	RESULT	Q	RC	RESULT	Q	RC	RESULT	Q	RC
acrolein	50	U		50	U		50	U	
acrylonitrile	1	U		1	U		1	U	
benzene	1	U		1	U		1	U	
bromobenzene	1	U		1	U		1	U	
bromochloromethane	1	U		1	U		1	U	
bromodichloromethane	1	U		1	U		1	U	
bromoethane	2	U		2	U		2	U	
bromoform	1	U		1	U		1	U	
bromomethane	1	U		1	U		1	U	
carbon disulfide	1	U		1	U		1	U	
carbon tetrachloride	1	U		1	U		1	U	
chlorobenzene	1	U		1	U		1	U	
chloroethane	1	U		1	U		1	U	
chloroform	1	U		1	U		1	U	
chloromethane	1	U		1	U		1	U	
cis-1,2-dichloroethene	1	U		1	U		1	U	
cis-1,3-dichloropropene	1	U		1	U		1	U	
dibromochloromethane	1	U		1	U		1	U	
dibromomethane	1	U		1	U		1	U	
ethylbenzene	1	U		1	U		1	U	
ethylene dibromide	1	U		1	U		1	U	
hexachlorobutadiene	5	U		5	U		5	U	
isopropylbenzene	1	U		1	U		1	U	
m,p-xylene	1	U		1	U		1	U	
methyl iodide	1	U		1	U		1	U	
methylene chloride	2	U		2	U		2	U	
n-butylbenzene	1	U		1	U		1	U	
n-propylbenzene	1	U		1	U		1	U	
naphthalene	5	U		5	U		5	U	

Sample ID	DN03H			DN03I			DN03J					
	Field ID			Field ID			Field ID					
Matrix	WX			WX			WX					
Date Collected	8/19/01			8/19/01			8/19/01					
Units	µg/L			µg/L			µg/L					
Analyte	RESULT	Q	RC	RESULT	Q	RC	RESULT	Q	RC			
o-xylene	1	U		1	U		1	U				
sec-butylbenzene	1	U		1	U		1	U				
styrene	1	U		1	U		1	U				
tert-butylbenzene	1	U		1	U		1	U				
tetrachloroethylene	1	U		1	U		1	U				
toluene	1	U		1	U		1	U				
trans-1,2-dichloroethene	1	U		1	U		1	U				
trans-1,3-dichloropropene	1	U		1	U		1	U				
trans-1,4-dichloro-2-butene	5	U		5	U		5	U				
trichloroethene	1	U		1	U		1	U				
trichlorofluoromethane	1	U		1	U		1	U				
vinyl acetate	5	U		5	U		5	U				
vinyl chloride	1	U		1	U		1	U				

Volatile Organics

DATA SUMMARY TABLE

Sample ID	DN07N			DN07O			DN07P			DN07Q			DN07R		
	Field ID	01NE07SS125		01NE07SS126			01NE07SS127			01NE07SD105			01NE07SD104		
Matrix	SX			SX			SX			SX			SX		
Date Collected	8/19/01			8/19/01			8/19/01			8/19/01			8/19/01		
Units	µg/Kg			µg/Kg			µg/Kg			µg/Kg			µg/Kg		
Analyte	RESULT	Q	RC	RESULT	Q	RC	RESULT	Q	RC	RESULT	Q	RC	RESULT	Q	RC
1,1,1,2-tetrachloroethane	62	U		110	U		75	U		200	U		150	U	
1,1,1-trichloroethane	62	U		110	U		140			200			280		
1,1,2,2-tetrachloroethane	62	U		110	U		75	U		200	U		150	U	
1,1,2-trichloroethane	62	U		110	U		75	U		200	U		150	U	
1,1-dichloroethane	62	U		110	U		75	U		200	U		150	U	
1,1-dichloroethene	62	U		110	U		75	U		200	U		150	U	
1,1-dichloropropene	62	U		110	U		75	U		200	U		150	U	
1,2,3-trichlorobenzene	310	U		540	U		370	U		1000	U		770	U	
1,2,3-trichloropropane	120	U		220	U		150	U		400	U		310	U	
1,2,4-trichlorobenzene	310	U		540	U		370	U		1000	U		770	U	
1,2,4-trimethylbenzene	62	U		110	U		75	U		200	U		150	U	
1,2-dibromo-3-chloropropane	310	U		540	U		370	U		1000	U		770	U	
1,2-dichlorobenzene	62	U		110	U		75	U		200	U		150	U	
1,2-dichloroethane	62	U		110	U		75	U		200	U		150	U	
1,2-dichloropropane	62	U		110	U		75	U		200	U		150	U	
1,3,5-trimethylbenzene	62	U		110	U		75	U		200	U		150	U	
1,3-dichlorobenzene	62	U		110	U		75	U		200	U		150	U	
1,3-dichloropropane	62	U		110	U		75	U		200	U		150	U	
1,4-dichlorobenzene	62	U		110	U		75	U		200	U		150	U	
1,1,2-trichloro-1,1,2,2-tetrafluoroethane	62	U		110	U		75	U		200	U		150	U	
2,2-dichloropropane	62	U		110	U		75	U		200	U		150	U	
2-butanone	310	U		540	U		370	U		1000	U		770	U	
2-chloroethylvinyl ether	310	U		540	U		370	U		1000	U		770	U	
2-chlorotoluene	62	U		110	U		75	U		200	U		150	U	
2-hexanone	310	U		540	U		370	U		1000	U		770	U	
4-chlorotoluene	62	U		110	U		75	U		200	U		150	U	
4-isopropyltoluene	62	U		110	U		75	U		200	U		150	U	
4-methyl-2-pentanone	310	U		540	U		370	U		1000	U		770	U	
acetone	310	U		840			370	U		1400			910		

Analyte	DN07N			DN07O			DN07P			DN07Q			DN07R		
	01NE07SS125			01NE07SS126			01NE07SS127			01NE07SD105			01NE07SD104		
	SX			SX			SX			SX			SX		
	8/19/01			8/19/01			8/19/01			8/19/01			8/19/01		
Units	µg/Kg			µg/Kg			µg/Kg			µg/Kg			µg/Kg		
	RESULT	Q	RC	RESULT	Q	RC	RESULT	Q	RC	RESULT	Q	RC	RESULT	Q	RC
acrolein	3100	U		5400	U		3700	U		10000	U		7700	U	
acrylonitrile	310	U		540	U		370	U		1000	U		770	U	
benzene	62	U		110	U		75	U		200	U		150	U	
bromobenzene	62	U		110	U		75	U		200	U		150	U	
bromochloromethane	62	U		110	U		75	U		200	U		150	U	
bromodichloromethane	62	U		110	U		75	U		200	U		150	U	
bromoethane	120	U		220	U		150	U		400	U		310	U	
bromoform	62	U		110	U		75	U		200	U		150	U	
bromomethane	98	B	a	200	B	a	170	B	a	400	B	a	170	B	a
carbon disulfide	62	U		110	U		75	U		200	U		150	U	
carbon tetrachloride	62	U		110	U		75	U		200	U		150	U	
chlorobenzene	62	U		110	U		75	U		200	U		150	U	
chloroethane	62	U		110	U		75	U		200	U		150	U	
chloroform	62	U		110	U		75	U		200	U		150	U	
chloromethane	62	U		110	U		75	U		200	U		150	U	
cis-1,2-dichloroethene	62	U		110	U		75	U		200	U		150	U	
cis-1,3-dichloropropene	62	U		110	U		75	U		200	U		150	U	
dibromochloromethane	62	U		110	U		75	U		200	U		150	U	
dibromomethane	62	U		110	U		75	U		200	U		150	U	
ethylbenzene	62	U		110	U		75	U		200	U		150	U	
ethylene dibromide	62	U		110	U		75	U		200	U		150	U	
hexachlorobutadiene	310	U		540	U		370	U		1000	U		770	U	
isopropylbenzene	62	U		110	U		75	U		200	U		150	U	
m,p-xylene	62	U		130			75	U		200	U		150	U	
methyl iodide	62	U		110	U		75	U		200	U		150	U	
methylene chloride	190	U		320	U		220	U		600	U		460	U	
n-butylbenzene	120	U		220	U		150	U		400	U		310	U	
n-propylbenzene	62	U		110	U		75	U		200	U		150	U	
naphthalene	310	U		540	U		370	U		1000	U		770	U	

Volatile Organics

DATA SUMMARY TABLE

Sample ID	DN07N			DN07O			DN07P			DN07Q			DN07R		
	Field ID	01NE07SS125		01NE07SS126			01NE07SS127			01NE07SD105			01NE07SD104		
Matrix	SX			SX			SX			SX			SX		
Date Collected	8/19/01			8/19/01			8/19/01			8/19/01			8/19/01		
Units	µg/Kg			µg/Kg			µg/Kg			µg/Kg			µg/Kg		
Analyte	RESULT	Q	RC	RESULT	Q	RC	RESULT	Q	RC	RESULT	Q	RC	RESULT	Q	RC
o-xylene	62	U		110	U		75	U		200	U		150	U	
sec-butylbenzene	62	U		110	U		75	U		200	U		150	U	
styrene	62	U		110	U		75	U		200	U		150	U	
tert-butylbenzene	62	U		110	U		75	U		200	U		150	U	
tetrachloroethylene	62	U		110	U		75	U		200	U		150	U	
toluene	62	U		140			75	U		200	U		150	U	
trans-1,2-dichloroethene	62	U		110	U		75	U		200	U		150	U	
trans-1,3-dichloropropene	62	U		110	U		75	U		200	U		150	U	
trans-1,4-dichloro-2-butene	310	U		540	U		370	U		1000	U		770	U	
trichloroethene	62	U		110	U		75	U		200	U		150	U	
trichlorofluoromethane	62	U		110	U		75	U		200	U		150	U	
vinyl acetate	310	U		540	U		370	U		1000	U		770	U	
vinyl chloride	62	U		110	U		75	U		200	U		150	U	

Analyte	DN36G			DN36H			DN36I			DN36J			DN36K			DN36L		
	Field ID			Field ID			Field ID			Field ID			Field ID			Field ID		
	Matrix			Matrix			Matrix			Matrix			Matrix			Matrix		
	Date Collected			Date Collected			Date Collected			Date Collected			Date Collected			Date Collected		
	Units			Units			Units			Units			Units			Units		
	RESULT	Q	RC	RESULT	Q	RC	RESULT	Q	RC	RESULT	Q	RC	RESULT	Q	RC	RESULT	Q	RC
1,1,1,2-tetrachloroethane	1	U		1	U		1	U		1	U		1	U		1	U	
1,1,1-trichloroethane	1	U		1	U		1	U		1	U		1	U		1	U	
1,1,2,2-tetrachloroethane	1	U		1	U		1	U		1	U		1	U		1	U	
1,1,2-trichloroethane	1	U		1	U		1	U		1	U		1	U		1	U	
1,1-dichloroethane	1	U		1	U		1	U		1	U		1	U		1	U	
1,1-dichloroethene	1	U		1	U		1	U		1	U		1	U		1	U	
1,1-dichloropropene	1	U		1	U		1	U		1	U		1	U		1	U	
1,2,3-trichlorobenzene	5	U		5	U		5	U		5	U		5	U		5	U	
1,2,3-trichloropropane	3	U		3	U		3	U		3	U		3	U		3	U	
1,2,4-trichlorobenzene	5	U		5	U		5	U		5	U		5	U		5	U	
1,2,4-trimethylbenzene	1	U		1	U		1	U		1	U		1	U		1	U	
1,2-dibromo-3-chloropropane	5	U		5	U		5	U		5	U		5	U		5	U	
1,2-dichlorobenzene	1	U		1	U		1	U		1	U		1	U		1	U	
1,2-dichloroethane	1	U		1	U		1	U		1	U		1	U		1	U	
1,2-dichloropropane	1	U		1	U		1	U		1	U		1	U		1	U	
1,3,5-trimethylbenzene	1	U		1	U		1	U		1	U		1	U		1	U	
1,3-dichlorobenzene	1	U		1	U		1	U		1	U		1	U		1	U	
1,3-dichloropropane	1	U		1	U		1	U		1	U		1	U		1	U	
1,4-dichlorobenzene	1	U		1	U		1	U		1	U		1	U		1	U	
1,1,2-trichloro-2,2,2-trifluoroethane	2	U		2	U		2	U		2	U		2	U		2	U	
2,2-dichloropropane	1	U		1	U		1	U		1	U		1	U		1	U	
2-butanone	5	U		5	U		5	U		5	U		5	U		5	U	
2-chloroethylvinyl ether	5	U		5	U		5	U		5	U		5	U		5	U	
2-chlorotoluene	1	U		1	U		1	U		1	U		1	U		1	U	
2-hexanone	5	U		5	U		5	U		5	U		5	U		5	U	
4-chlorotoluene	1	U		1	U		1	U		1	U		1	U		1	U	
4-isopropyltoluene	1	U		1	U		1	U		1	U		1	U		1	U	
4-methyl-2-pentanone	5	U		5	U		5	U		5	U		5	U		5	U	
acetone	5	U		5	U		5	U		5	U		5	U		5	U	

Volatile Organics

DATA SUMMARY TABLE

Sample ID	DN36G			DN36H			DN36I			DN36J			DN36K			DN36L		
	Field ID	01NE29SW116		01NE00TB103			01NE29SW117			01NE29SW217			01NE29SW115			01NE29SW114		
Matrix	WX			WX			WX			WX			WX			WX		
Date Collected	8/21/01			8/20/01			8/20/01			8/20/01			8/20/01			8/20/01		
Units	µg/L			µg/L			µg/L			µg/L			µg/L			µg/L		
Analyte	RESULT	Q	RC	RESULT	Q	RC	RESULT	Q	RC	RESULT	Q	RC	RESULT	Q	RC	RESULT	Q	RC
acrolein	50	U		50	U		50	U		50	U		50	U		50	U	
acrylonitrile	1	U		1	U		1	U		1	U		1	U		1	U	
benzene	1	U		1	U		1	U		1	U		1	U		1	U	
bromobenzene	1	U		1	U		1	U		1	U		1	U		1	U	
bromochloromethane	1	U		1	U		1	U		1	U		1	U		1	U	
bromodichloromethane	1	U		1	U		1	U		1	U		1	U		1	U	
bromoethane	2	U		2	U		2	U		2	U		2	U		2	U	
bromoform	1	U		1	U		1	U		1	U		1	U		1	U	
bromomethane	1	U		1	U		1	U		1	U		1	U		1	U	
carbon disulfide	1	U		1	U		1	U		1	U		1	U		1	U	
carbon tetrachloride	1	U		1	U		1	U		1	U		1	U		1	U	
chlorobenzene	1	U		1	U		1	U		1	U		1	U		1	U	
chloroethane	1	U		1	U		1	U		1	U		1	U		1	U	
chloroform	1	U		1	U		1	U		1	U		1	U		1	U	
chloromethane	1	U		1	U		1	U		1	U		1	U		1	U	
cis-1,2-dichloroethene	1	U		1	U		1	U		1	U		1	U		1	U	
cis-1,3-dichloropropene	1	U		1	U		1	U		1	U		1	U		1	U	
dibromochloromethane	1	U		1	U		1	U		1	U		1	U		1	U	
dibromomethane	1	U		1	U		1	U		1	U		1	U		1	U	
ethylbenzene	1	U		1	U		1	U		1	U		1	U		1	U	
ethylene dibromide	1	U		1	U		1	U		1	U		1	U		1	U	
hexachlorobutadiene	5	U		5	U		5	U		5	U		5	U		5	U	
isopropylbenzene	1	U		1	U		1	U		1	U		1	U		1	U	
m,p-xylene	1	U		1	U		1	U		1	U		1	U		1	U	
methyl iodide	1	U		1	U		1	U		1	U		1	U		1	U	
methylene chloride	2	U		2	U		2	U		2	U		2	U		2	U	
n-butylbenzene	1	U		1	U		1	U		1	U		1	U		1	U	
n-propylbenzene	1	U		1	U		1	U		1	U		1	U		1	U	
naphthalene	5	U		5	U		5	U		5	U		5	U		5	U	

Sample ID	DN36G			DN36H			DN36I			DN36J			DN36K			DN36L		
	Field ID	01NE29SW116		01NE00TB103			01NE29SW117			01NE29SW217			01NE29SW115			01NE29SW114		
Matrix	WX			WX			WX			WX			WX			WX		
Date Collected	8/21/01			8/20/01			8/20/01			8/20/01			8/20/01			8/20/01		
Units	µg/L			µg/L			µg/L			µg/L			µg/L			µg/L		
Analyte	RESULT	Q	RC	RESULT	Q	RC	RESULT	Q	RC	RESULT	Q	RC	RESULT	Q	RC	RESULT	Q	RC
o-xylene	1	U		1	U		1	U		1	U		1	U		1	U	
sec-butylbenzene	1	U		1	U		1	U		1	U		1	U		1	U	
styrene	1	U		1	U		1	U		1	U		1	U		1	U	
tert-butylbenzene	1	U		1	U		1	U		1	U		1	U		1	U	
tetrachloroethylene	1	U		1	U		1	U		1	U		1	U		1	U	
toluene	1	U		1	U		1	U		1	U		1	U		1	U	
trans-1,2-dichloroethene	1	U		1	U		1	U		1	U		1	U		1	U	
trans-1,3-dichloropropene	1	U		1	U		1	U		1	U		1	U		1	U	
trans-1,4-dichloro-2-butene	5	U		5	U		5	U		5	U		5	U		5	U	
trichloroethene	1	U		1	U		1	U		1	U		1	U		1	U	
trichlorofluoromethane	1	U		1	U		1	U		1	U		1	U		1	U	
vinyl acetate	5	U		5	U		5	U		5	U		5	U		5	U	
vinyl chloride	1	U		1	U		1	U		1	U		1	U		1	U	

Volatile Organics

DATA SUMMARY TABLE

Sample ID Field ID Matrix Date Collected Units Analyte	DN53J 01NE09SW207 WX 8/23/01 µg/L			DN53K 01NE09SW109 WX 8/23/01 µg/L			DN53L 01NE09SW108 WX 8/23/01 µg/L			DN53M 01NE09SW107 WX 8/23/01 µg/L			DN53N 01NE00TB108 WX 8/23/01 µg/L			DN53O TRIP BLANK WX 8/23/01 µg/L		
	RESULT	Q	RC	RESULT	Q	RC	RESULT	Q	RC	RESULT	Q	RC	RESULT	Q	RC	RESULT	Q	RC
1,1,1,2-tetrachloroethane	1	U		1	U		1	U		1	U		1	UJ	p	1	U	
1,1,1-trichloroethane	1	U		1	U		1	U		1	U		1	UJ	p	1	U	
1,1,2,2-tetrachloroethane	1	U		1	U		1	U		1	U		1	UJ	p	1	U	
1,1,2-trichloroethane	1	U		1	U		1	U		1	U		1	UJ	p	1	U	
1,1-dichloroethane	1	U		1	U		1	U		1	U		1	UJ	p	1	U	
1,1-dichloroethene	1	U		1	U		1	U		1	U		1	UJ	p	1	U	
1,1-dichloropropene	1	U		1	U		1	U		1	U		1	UJ	p	1	U	
1,2,3-trichlorobenzene	5	U		5	U		5	U		5	U		5	UJ	p	5	U	
1,2,3-trichloropropane	3	U		3	U		3	U		3	U		3	UJ	p	3	U	
1,2,4-trichlorobenzene	5	U		5	U		5	U		5	U		5	UJ	p	5	U	
1,2,4-trimethylbenzene	1	U		1	U		1	U		1	U		1	UJ	p	1	U	
1,2-dibromo-3-chloropropane	5	U		5	U		5	U		5	U		5	UJ	p	5	U	
1,2-dichlorobenzene	1	U		1	U		1	U		1	U		1	UJ	p	1	U	
1,2-dichloroethane	1	U		1	U		1	U		1	U		1	UJ	p	1	U	
1,2-dichloropropane	1	U		1	U		1	U		1	U		1	UJ	p	1	U	
1,3,5-trimethylbenzene	1	U		1	U		1	U		1	U		1	UJ	p	1	U	
1,3-dichlorobenzene	1	U		1	U		1	U		1	U		1	UJ	p	1	U	
1,3-dichloropropane	1	U		1	U		1	U		1	U		1	UJ	p	1	U	
1,4-dichlorobenzene	1	U		1	U		1	U		1	U		1	UJ	p	1	U	
1,1,2-trichloro-2,2,2-trifluoroethane	2	U		2	U		2	U		2	U		2	UJ	p	2	U	
2,2-dichloropropane	1	U		1	U		1	U		1	U		1	UJ	p	1	U	
2-butanone	5	U		5	U		5	U		5	U		5	UJ	p	5	U	
2-chloroethylvinyl ether	5	U		5	U		5	U		5	U		5	UJ	p	5	U	
2-chlorotoluene	1	U		1	U		1	U		1	U		1	UJ	p	1	U	
2-hexanone	5	U		5	U		5	U		5	U		5	UJ	p	5	U	
4-chlorotoluene	1	U		1	U		1	U		1	U		1	UJ	p	1	U	
4-isopropyltoluene	1	U		1	U		1	U		1	U		1	UJ	p	1	U	
4-methyl-2-pentanone	5	U		5	U		5	U		5	U		5	UJ	p	5	U	
acetone	5	U		5	U		5	U		5	U		5	UJ	p	5	U	

Sample ID	DN53J			DN53K			DN53L			DN53M			DN53N			DN53O		
	Field ID	01NE09SW207		01NE09SW109			01NE09SW108			01NE09SW107			01NE00TB108			TRIP BLANK		
Matrix	WX			WX			WX			WX			WX			WX		
Date Collected	8/23/01			8/23/01			8/23/01			8/23/01			8/23/01			8/23/01		
Units	µg/L			µg/L			µg/L			µg/L			µg/L			µg/L		
Analyte	RESULT	Q	RC	RESULT	Q	RC	RESULT	Q	RC	RESULT	Q	RC	RESULT	Q	RC	RESULT	Q	RC
acrolein	50	U		50	U		50	U		50	U		50	U	p	50	U	
acrylonitrile	1	U		1	U		1	U		1	U		1	U	p	1	U	
benzene	1	U		1	U		1	U		1	U		1	U	p	1	U	
bromobenzene	1	U		1	U		1	U		1	U		1	U	p	1	U	
bromochloromethane	1	U		1	U		1	U		1	U		1	U	p	1	U	
bromodichloromethane	1	U		1	U		1	U		1	U		1	U	p	1	U	
bromoethane	2	U		2	U		2	U		2	U		2	U	p	2	U	
bromoform	1	U		1	U		1	U		1	U		1	U	p	1	U	
bromomethane	1	U		1	U		1	U		1	U		1	U	p	1	U	
carbon disulfide	1	U		1	U		1	U		1	U		1	U	p	1	U	
carbon tetrachloride	1	U		1	U		1	U		1	U		1	U	p	1	U	
chlorobenzene	1	U		1	U		1	U		1	U		1	U	p	1	U	
chloroethane	1	U		1	U		1	U		1	U		1	U	p	1	U	
chloroform	1	U		1	U		1	U		1	U		1	U	p	1	U	
chloromethane	1	U		1	U		1	U		1	U		1	U	p	1	U	
cis-1,2-dichloroethene	1	U		1	U		1	U		1	U		1	U	p	1	U	
cis-1,3-dichloropropene	1	U		1	U		1	U		1	U		1	U	p	1	U	
dibromochloromethane	1	U		1	U		1	U		1	U		1	U	p	1	U	
dibromomethane	1	U		1	U		1	U		1	U		1	U	p	1	U	
ethylbenzene	1	U		1	U		1	U		1	U		1	U	p	1	U	
ethylene dibromide	1	U		1	U		1	U		1	U		1	U	p	1	U	
hexachlorobutadiene	5	U		5	U		5	U		5	U		5	U	p	5	U	
isopropylbenzene	1	U		1	U		1	U		1	U		1	U	p	1	U	
m,p-xylene	1	U		1	U		1	U		1	U		1	U	p	1	U	
methyl iodide	1	U		1	U		1	U		1	U		1	U	p	1	U	
methylene chloride	2	U		2	U		2	U		2	U		2	U	p	2	U	
n-butylbenzene	1	U		1	U		1	U		1	U		1	U	p	1	U	
n-propylbenzene	1	U		1	U		1	U		1	U		1	U	p	1	U	
naphthalene	5	U		5	U		5	U		5	U		5	U	p	5	U	

Volatile Organics

DATA SUMMARY TABLE

Sample ID	DN53J			DN53K			DN53L			DN53M			DN53N			DN53O						
	Field ID	Matrix	Date Collected	Units	RESULT	Q	RC	RESULT	Q	RC	RESULT	Q	RC	RESULT	Q	RC	RESULT	Q	RC			
	01NE09SW207	WX	8/23/01	µg/L																		
	01NE09SW109	WX	8/23/01	µg/L																		
	01NE09SW108	WX	8/23/01	µg/L																		
	01NE09SW107	WX	8/23/01	µg/L																		
	01NE00TB108	WX	8/23/01	µg/L																		
	TRIP BLANK	WX	8/23/01	µg/L																		
Analyte					RESULT	Q	RC	RESULT	Q	RC	RESULT	Q	RC	RESULT	Q	RC	RESULT	Q	RC	RESULT	Q	RC
o-xylene					1	U		1	U		1	U		1	U	p	1	U				
sec-butylbenzene					1	U		1	U		1	U		1	U	p	1	U				
styrene					1	U		1	U		1	U		1	U	p	1	U				
tert-butylbenzene					1	U		1	U		1	U		1	U	p	1	U				
tetrachloroethylene					1	U		1	U		1	U		1	U	p	1	U				
toluene					1	U		1	U		1	U		1	U	p	1	U				
trans-1,2-dichloroethene					1	U		1	U		1	U		1	U	p	1	U				
trans-1,3-dichloropropene					1	U		1	U		1	U		1	U	p	1	U				
trans-1,4-dichloro-2-butene					5	U		5	U		5	U		5	U	p	5	U				
trichloroethene					1	U		1	U		1	U		1	U	p	1	U				
trichlorofluoromethane					1	U		1	U		1	U		1	U	p	1	U				
vinyl acetate					5	U		5	U		5	U		5	U	p	5	U				
vinyl chloride					1	U		1	U		1	U		1	U	p	1	U				

Analyte	DN68C			DN68D			DN68E			DN68F			DN68G			DN68H		
	Field ID			Field ID			Field ID			Field ID			Field ID			Field ID		
	Matrix			Matrix			Matrix			Matrix			Matrix			Matrix		
	Date Collected			Date Collected			Date Collected			Date Collected			Date Collected			Date Collected		
Units	µg/Kg			µg/Kg			µg/Kg			µg/Kg			µg/Kg			µg/Kg		
	RESULT	Q	RC	RESULT	Q	RC	RESULT	Q	RC	RESULT	Q	RC	RESULT	Q	RC	RESULT	Q	RC
1,1,1,2-tetrachloroethane	180	U		81	U		220	U		440	U		270	U		98	U	
1,1,1-trichloroethane	200			81	U		220	U		440	U		270	U		98	U	
1,1,2,2-tetrachloroethane	180	U		81	U		220	U		440	U		270	U		98	U	
1,1,2-trichloroethane	180	U		81	U		220	U		440	U		270	U		98	U	
1,1-dichloroethane	180	U		81	U		220	U		440	U		270	U		98	U	
1,1-dichloroethene	180	U		81	U		220	U		440	U		270	U		98	U	
1,1-dichloropropene	180	U		81	U		220	U		440	U		270	U		98	U	
1,2,3-trichlorobenzene	910	U		400	U		1100	U		2200	U		1400	U		490	U	
1,2,3-trichloropropane	360	U		160	U		440	U		880	U		540	U		200	U	
1,2,4-trichlorobenzene	910	U		400	U		1100	U		2200	U		1400	U		490	U	
1,2,4-trimethylbenzene	180	U		81	U		220	U		440	U		270	U		98	U	
1,2-dibromo-3-chloropropane	910	U		400	U		1100	U		2200	U		1400	U		490	U	
1,2-dichlorobenzene	180	U		81	U		220	U		440	U		270	U		98	U	
1,2-dichloroethane	180	U		81	U		220	U		440	U		270	U		98	U	
1,2-dichloropropane	180	U		81	U		220	U		440	U		270	U		98	U	
1,3,5-trimethylbenzene	180	U		81	U		220	U		440	U		270	U		98	U	
1,3-dichlorobenzene	180	U		81	U		220	U		440	U		270	U		98	U	
1,3-dichloropropane	180	U		81	U		220	U		440	U		270	U		98	U	
1,4-dichlorobenzene	180	U		81	U		220	U		440	U		270	U		98	U	
1,1,2-trichloro-2,2,2-trifluoroethane	180	U		81	U		220	U		440	U		270	U		98	U	
2,2-dichloropropane	180	U		81	U		220	U		440	U		270	U		98	U	
2-butanone	910	U		400	U		1100	U		2200	U		1400	U	n	490	U	n
2-chloroethylvinyl ether	910	U		400	U		1100	U		2200	U		1400	U		490	U	
2-chlorotoluene	180	U		81	U		220	U		440	U		270	U		98	U	
2-hexanone	910	U		400	U		1100	U		2200	U		1400	U		490	U	
4-chlorotoluene	180	U		81	U		220	U		440	U		270	U		98	U	
4-isopropyltoluene	180	U		81	U		220	U		440	U		270	U		98	U	
4-methyl-2-pentanone	910	U		400	U		1100	U		2200	U		1400	U		490	U	
acetone	1500			400	U		1100	U		2200	U		1600			580		

Volatile Organics

DATA SUMMARY TABLE

Sample ID	DN68C			DN68D			DN68E			DN68F			DN68G			DN68H		
	Field ID	01NE09SD108		01NE09SD109			01NE09SD107			01NE09SD114			01NE09SD113			01NE09SD213		
Matrix	SX			SX			SX			SX			SX			SX		
Date Collected	8/23/01			8/23/01			8/23/01			8/24/01			8/24/01			8/24/01		
Units	µg/Kg			µg/Kg			µg/Kg			µg/Kg			µg/Kg			µg/Kg		
Analyte	RESULT	Q	RC	RESULT	Q	RC	RESULT	Q	RC	RESULT	Q	RC	RESULT	Q	RC	RESULT	Q	RC
acrolein	9100	U		4000	U		11000	U		22000	U		14000	U		4900	U	
acrylonitrile	910	U		400	U		1100	U		2200	U		1400	U		490	U	
benzene	180	U		81	U		220	U		440	U		270	U		98	U	
bromobenzene	180	U		81	U		220	U		440	U		270	U		98	U	
bromochloromethane	180	U		81	U		220	U		440	U		270	U		98	U	
bromodichloromethane	180	U		81	U		220	U		440	U		270	U		98	U	
bromoethane	360	U		160	U		440	U		880	U		540	U		200	U	
bromoform	180	U		81	U		220	U		440	U		270	U		98	U	
bromomethane	360	B	a	81	U		220	U		440	U		270	U		98	U	
carbon disulfide	180	U		81	U		220	U		440	U		270	UJ	n	98	UJ	n
carbon tetrachloride	180	U		81	U		220	U		440	U		270	U		98	U	
chlorobenzene	180	U		81	U		220	U		440	U		270	U		98	U	
chloroethane	180	U		81	U		220	U		440	U		270	U		98	U	
chloroform	180	U		81	U		220	U		440	U		270	U		98	U	
chloromethane	180	U		81	U		220	U		440	U		270	UJ	n	98	UJ	n
cis-1,2-dichloroethene	180	U		81	U		220	U		440	U		270	U		98	U	
cis-1,3-dichloropropene	180	U		81	U		220	U		440	U		270	U		98	U	
dibromochloromethane	180	U		81	U		220	U		440	U		270	U		98	U	
dibromomethane	180	U		81	U		220	U		440	U		270	U		98	U	
ethylbenzene	180	U		81	U		220	U		440	U		270	U		98	U	
ethylene dibromide	180	U		81	U		220	U		440	U		270	U		98	U	
hexachlorobutadiene	910	U		400	U		1100	U		2200	U		1400	U		490	U	
isopropylbenzene	180	U		81	U		220	U		440	U		270	U		98	U	
m,p-xylene	180	U		81	U		220	U		440	U		270	U		98	U	
methyl iodide	180	U		81	U		220	U		440	U		270	U		98	U	
methylene chloride	550	U		240	U		660	U		1300	U		820	U		290	U	
n-butylbenzene	360	U		160	U		440	U		880	U		540	U		200	U	
n-propylbenzene	180	U		81	U		220	U		440	U		270	U		98	U	
naphthalene	910	U		400	U		1100	U		2200	U		1400	U		490	U	

Analyte	Sample ID	DN68C			DN68D			DN68E			DN68F			DN68G			DN68H		
	Field ID	01NE09SD108			01NE09SD109			01NE09SD107			01NE09SD114			01NE09SD113			01NE09SD213		
	Matrix	SX			SX			SX			SX			SX			SX		
	Date Collected	8/23/01			8/23/01			8/23/01			8/24/01			8/24/01			8/24/01		
Units	µg/Kg			µg/Kg			µg/Kg			µg/Kg			µg/Kg			µg/Kg			
	RESULT	Q	RC	RESULT	Q	RC	RESULT	Q	RC	RESULT	Q	RC	RESULT	Q	RC	RESULT	Q	RC	
o-xylene	180	U		81	U		220	U		440	U		270	U		98	U		
sec-butylbenzene	180	U		81	U		220	U		440	U		270	U		98	U		
styrene	180	U		81	U		220	U		440	U		270	U		98	U		
tert-butylbenzene	180	U		81	U		220	U		440	U		270	U		98	U		
tetrachloroethylene	180	U		81	U		220	U		440	U		270	U		98	U		
toluene	6000			81	U		220	U		440	U		270	U	n	98	U	n	
trans-1,2-dichloroethene	180	U		81	U		220	U		440	U		270	U		98	U		
trans-1,3-dichloropropene	180	U		81	U		220	U		440	U		270	U		98	U		
trans-1,4-dichloro-2-butene	910	U		400	U		1100	U		2200	U		1400	U		490	U		
trichloroethene	180	U		81	U		220	U		440	U		270	U		98	U		
trichlorofluoromethane	180	U		81	U		220	U		440	U		270	U		98	U		
vinyl acetate	910	U		400	U		1100	U		2200	U		1400	U		490	U		
vinyl chloride	180	U		81	U		220	U		440	U		270	U		98	U		

Volatile Organics

DATA SUMMARY TABLE

Sample ID	DN68L					
Field ID	01NE00TB111					
Matrix	SX					
Date Collected	8/24/01					
Units	µg/Kg					
Analyte	RESULT	Q	RC			
1,1,1,2-tetrachloroethane	50	U				
1,1,1-trichloroethane	50	U				
1,1,2,2-tetrachloroethane	50	U				
1,1,2-trichloroethane	50	U				
1,1-dichloroethane	50	U				
1,1-dichloroethene	50	U				
1,1-dichloropropene	50	U				
1,2,3-trichlorobenzene	250	U				
1,2,3-trichloropropane	100	U				
1,2,4-trichlorobenzene	250	U				
1,2,4-trimethylbenzene	50	U				
1,2-dibromo-3-chloropropane	250	U				
1,2-dichlorobenzene	50	U				
1,2-dichloroethane	50	U				
1,2-dichloropropane	50	U				
1,3,5-trimethylbenzene	50	U				
1,3-dichlorobenzene	50	U				
1,3-dichloropropane	50	U				
1,4-dichlorobenzene	50	U				
1,1,2-trichloro-1,1,2-trifluoroethane	50	U				
2,2-dichloropropane	50	U				
2-butanone	250	U				
2-chloroethylvinyl ether	250	U				
2-chlorotoluene	50	U				
2-hexanone	250	U				
4-chlorotoluene	50	U				
4-isopropyltoluene	50	U				
4-methyl-2-pentanone	250	U				
acetone	250	U				

Sample ID	DN68L				
Field ID	01NE00TB111				
Matrix	SX				
Date Collected	8/24/01				
Units	µg/Kg				
Analyte	RESULT	Q	RC		
acrolein	2500	U			
acrylonitrile	250	U			
benzene	50	U			
bromobenzene	50	U			
bromochloromethane	50	U			
bromodichloromethane	50	U			
bromoethane	100	U			
bromoform	50	U			
bromomethane	90	B	a		
carbon disulfide	50	U			
carbon tetrachloride	50	U			
chlorobenzene	50	U			
chloroethane	50	U			
chloroform	50	U			
chloromethane	50	U			
cis-1,2-dichloroethene	50	U			
cis-1,3-dichloropropene	50	U			
dibromochloromethane	50	U			
dibromomethane	50	U			
ethylbenzene	50	U			
ethylene dibromide	50	U			
hexachlorobutadiene	250	U			
isopropylbenzene	50	U			
m,p-xylene	50	U			
methyl iodide	50	U			
methylene chloride	150	U			
n-butylbenzene	100	U			
n-propylbenzene	50	U			
naphthalene	250	U			

Volatile Organics

DATA SUMMARY TABLE

Sample ID	DN68L					
Field ID	01NE00TB111					
Matrix	SX					
Date Collected	8/24/01					
Units	µg/Kg					
Analyte	RESULT	Q	RC			
o-xylene	50	U				
sec-butylbenzene	50	U				
styrene	50	U				
tert-butylbenzene	50	U				
tetrachloroethylene	50	U				
toluene	61					
trans-1,2-dichloroethene	50	U				
trans-1,3-dichloropropene	50	U				
trans-1,4-dichloro-2-butene	250	U				
trichloroethene	50	U				
trichlorofluoromethane	50	U				
vinyl acetate	250	U				
vinyl chloride	50	U				

Sample ID Field ID Matrix Date Collected Units Analyte	DN71A			DN71Q			DN71R			DN71S			DN71T		
	01NE09SW112	01NE09WP102	01NE09MW103	01NE00TB116	01NE09SW111										
	WX	WX	WX	WX	WX										
	8/26/01	8/26/01	8/26/01	8/26/01	8/26/01										
	µg/L	µg/L	µg/L	µg/L	µg/L										
	RESULT Q RC	RESULT Q RC	RESULT Q RC	RESULT Q RC	RESULT Q RC										
1,1,1,2-tetrachloroethane	1 U			1 U			1 UJ p			1 UJ p			1 U		
1,1,1-trichloroethane	1 U			1 U			1 UJ p			1 UJ p			1 U		
1,1,2,2-tetrachloroethane	1 U			1 U			1 UJ p			1 UJ p			1 U		
1,1,2-trichloroethane	1 U			1 U			1 UJ p			1 UJ p			1 U		
1,1-dichloroethane	1 U			1 U			1 UJ p			1 UJ p			1 U		
1,1-dichloroethene	1 U			1 U			1 UJ p			1 UJ p			1 U		
1,1-dichloropropene	1 U			1 U			1 UJ p			1 UJ p			1 U		
1,2,3-trichlorobenzene	5 U			5 U			5 UJ p			5 UJ p			5 U		
1,2,3-trichloropropane	3 U			3 U			3 UJ p			3 UJ p			3 U		
1,2,4-trichlorobenzene	5 U			5 U			5 UJ p			5 UJ p			5 U		
1,2,4-trimethylbenzene	1 U			1 U			1 UJ p			1 UJ p			1 U		
1,2-dibromo-3-chloropropane	5 U			5 U			5 UJ p			5 UJ p			5 U		
1,2-dichlorobenzene	1 U			1 U			1 UJ p			1 UJ p			1 U		
1,2-dichloroethane	1 U			1 U			1 UJ p			1 UJ p			1 U		
1,2-dichloropropane	1 U			1 U			1 UJ p			1 UJ p			1 U		
1,3,5-trimethylbenzene	1 U			1 U			1 UJ p			1 UJ p			1 U		
1,3-dichlorobenzene	1 U			1 U			1 UJ p			1 UJ p			1 U		
1,3-dichloropropane	1 U			1 U			1 UJ p			1 UJ p			1 U		
1,4-dichlorobenzene	1 U			1 U			1 UJ p			1 UJ p			1 U		
1,1,2-trichloro-1,2,2-trifluoroethane	2 U			2 U			2 UJ p			2 UJ p			2 U		
2,2-dichloropropane	1 U			1 U			1 UJ p			1 UJ p			1 U		
2-butanone	5 U			5 U			5 UJ p			5 UJ p			5 U		
2-chloroethylvinyl ether	5 U			5 U			5 UJ p			5 UJ p			5 U		
2-chlorotoluene	1 U			1 U			1 UJ p			1 UJ p			1 U		
2-hexanone	5 U			5 U			5 UJ p			5 UJ p			5 U		
4-chlorotoluene	1 U			1 U			1 UJ p			1 UJ p			1 U		
4-isopropyltoluene	1 U			1 U			1 UJ p			1 UJ p			1 U		
4-methyl-2-pentanone	5 U			5 U			5 UJ p			5 UJ p			5 U		
acetone	5 U			5 U			5 UJ p			5 UJ p			5 U		

Volatile Organics

DATA SUMMARY TABLE

Analyte	DN71A			DN71Q			DN71R			DN71S			DN71T		
	Field ID	Matrix	Date Collected	Field ID	Matrix	Date Collected	Field ID	Matrix	Date Collected	Field ID	Matrix	Date Collected	Field ID	Matrix	Date Collected
Units	01NE09SW112	WX	8/26/01	01NE09WP102	WX	8/26/01	01NE09MW103	WX	8/26/01	01NE00TB116	WX	8/26/01	01NE09SW111	WX	8/26/01
Units	µg/L			µg/L			µg/L			µg/L			µg/L		
	RESULT	Q	RC	RESULT	Q	RC	RESULT	Q	RC	RESULT	Q	RC	RESULT	Q	RC
acrolein	50	U		50	U		50	UJ	p	50	UJ	p	50	U	
acrylonitrile	1	U		1	U		1	UJ	p	1	UJ	p	1	U	
benzene	1	U		1	U		1	UJ	p	1	UJ	p	1	U	
bromobenzene	1	U		1	U		1	UJ	p	1	UJ	p	1	U	
bromochloromethane	1	U		1	U		1	UJ	p	1	UJ	p	1	U	
bromodichloromethane	1	U		1	U		1	UJ	p	1	UJ	p	1	U	
bromoethane	2	U		2	U		2	UJ	p	2	UJ	p	2	U	
bromoform	1	U		1	U		1	UJ	p	1	UJ	p	1	U	
bromomethane	1	U		1	U		1	UJ	p	1	UJ	p	1	U	
carbon disulfide	1	U		1	U		1	UJ	p	1	UJ	p	1	U	
carbon tetrachloride	1	U		1	U		1	UJ	p	1	UJ	p	1	U	
chlorobenzene	1	U		1	U		1	UJ	p	1	UJ	p	1	U	
chloroethane	1	U		1	U		1	UJ	p	1	UJ	p	1	U	
chloroform	1	U		1	U		1	UJ	p	1	UJ	p	1	U	
chloromethane	1	U		1	U		1	UJ	p	1	UJ	p	1	U	
cis-1,2-dichloroethene	1	U		1	U		1	UJ	p	1	UJ	p	1	U	
cis-1,3-dichloropropene	1	U		1	U		1	UJ	p	1	UJ	p	1	U	
dibromochloromethane	1	U		1	U		1	UJ	p	1	UJ	p	1	U	
dibromomethane	1	U		1	U		1	UJ	p	1	UJ	p	1	U	
ethylbenzene	1	U		1	U		1	UJ	p	1	UJ	p	1	U	
ethylene dibromide	1	U		1	U		1	UJ	p	1	UJ	p	1	U	
hexachlorobutadiene	5	U		5	U		5	UJ	p	5	UJ	p	5	U	
isopropylbenzene	1	U		1	U		1	UJ	p	1	UJ	p	1	U	
m,p-xylene	1	U		1	U		1	UJ	p	1	UJ	p	1	U	
methyl iodide	1	U		1	U		1	UJ	p	1	UJ	p	1	U	
methylene chloride	2	U		2	U		2	UJ	p	2	UJ	p	2	U	
n-butylbenzene	1	U		1	U		1	UJ	p	1	UJ	p	1	U	
n-propylbenzene	1	U		1	U		1	UJ	p	1	UJ	p	1	U	
naphthalene	5	U		5	U		5	UJ	p	5	UJ	p	5	U	

Analyte	DN71A			DN71Q			DN71R			DN71S			DN71T		
	Field ID			Field ID			Field ID			Field ID			Field ID		
	Matrix			Matrix			Matrix			Matrix			Matrix		
	Date Collected			Date Collected			Date Collected			Date Collected			Date Collected		
Units			Units			Units			Units			Units			
	RESULT	Q	RC	RESULT	Q	RC	RESULT	Q	RC	RESULT	Q	RC	RESULT	Q	RC
o-xylene	1	U		1	U		1	U	p	1	U	p	1	U	
sec-butylbenzene	1	U		1	U		1	U	p	1	U	p	1	U	
styrene	1	U		1	U		1	U	p	1	U	p	1	U	
tert-butylbenzene	1	U		1	U		1	U	p	1	U	p	1	U	
tetrachloroethylene	1	U		1	U		1	U	p	1	U	p	1	U	
toluene	1	U		1	U		1	U	p	1	U	p	1	U	
trans-1,2-dichloroethene	1	U		1	U		1	U	p	1	U	p	1	U	
trans-1,3-dichloropropene	1	U		1	U		1	U	p	1	U	p	1	U	
trans-1,4-dichloro-2-butene	5	U		5	U		5	U	p	5	U	p	5	U	
trichloroethene	1	U		1	U		1	U	p	1	U	p	1	U	
trichlorofluoromethane	1	U		1	U		1	U	p	1	U	p	1	U	
vinyl acetate	5	U		5	U		5	U	p	5	U	p	5	U	
vinyl chloride	1	U		1	U		1	U	p	1	U	p	1	U	

Volatile Organics

DATA SUMMARY TABLE

Analyte	Sample ID	DN73A			DN73B			DN73I		
	Field ID	01NE30WP101			01NE09SW110			01NE00TB115		
	Matrix	WX			WX			WX		
	Date Collected	8/25/01			8/25/01			8/24/01		
	Units	µg/L			µg/L			µg/L		
		RESULT	Q	RC	RESULT	Q	RC	RESULT	Q	RC
1,1,1,2-tetrachloroethane		1	U		1	U		1	U	
1,1,1-trichloroethane		1	U		1	U		1	U	
1,1,2,2-tetrachloroethane		1	U		1	U		1	U	
1,1,2-trichloroethane		1	U		1	U		1	U	
1,1-dichloroethane		1	U		1	U		1	U	
1,1-dichloroethene		1	U		1	U		1	U	
1,1-dichloropropene		1	U		1	U		1	U	
1,2,3-trichlorobenzene		5	U		5	U		5	U	
1,2,3-trichloropropane		3	U		3	U		3	U	
1,2,4-trichlorobenzene		5	U		5	U		5	U	
1,2,4-trimethylbenzene		1	U		1	U		1	U	
1,2-dibromo-3-chloropropane		5	U		5	U		5	U	
1,2-dichlorobenzene		1	U		1	U		1	U	
1,2-dichloroethane		1	U		1	U		1	U	
1,2-dichloropropane		1	U		1	U		1	U	
1,3,5-trimethylbenzene		1	U		1	U		1	U	
1,3-dichlorobenzene		1	U		1	U		1	U	
1,3-dichloropropane		1	U		1	U		1	U	
1,4-dichlorobenzene		1	U		1	U		1	U	
1,1,2-trichloro-1,2,2-trifluoroethane		2	U		2	U		2	U	
2,2-dichloropropane		1	U		1	U		1	U	
2-butanone		5	U		5	U		5	U	
2-chloroethylvinyl ether		5	U		5	U		5	U	
2-chlorotoluene		1	U		1	U		1	U	
2-hexanone		5	U		5	U		5	U	
4-chlorotoluene		1	U		1	U		1	U	
4-isopropyltoluene		1	U		1	U		1	U	
4-methyl-2-pentanone		5	U		5	U		5	U	
acetone		13			5	U		5	U	

Analyte	Sample ID	DN73A			DN73B			DN73I		
	Field ID	01NE30WP101			01NE09SW110			01NE00TB115		
	Matrix	WX			WX			WX		
	Date Collected	8/25/01			8/25/01			8/24/01		
	Units	µg/L			µg/L			µg/L		
		RESULT	Q	RC	RESULT	Q	RC	RESULT	Q	RC
acrolein		50	U		50	U		50	U	
acrylonitrile		1	U		1	U		1	U	
benzene		1	U		1	U		1	U	
bromobenzene		1	U		1	U		1	U	
bromochloromethane		1	U		1	U		1	U	
bromodichloromethane		1	U		1	U		1	U	
bromoethane		2	U		2	U		2	U	
bromoform		1	U		1	U		1	U	
bromomethane		1	U		1	U		1	U	
carbon disulfide		1	U		1	U		1	U	
carbon tetrachloride		1	U		1	U		1	U	
chlorobenzene		1	U		1	U		1	U	
chloroethane		1	U		1	U		1	U	
chloroform		1	U		1	U		1	U	
chloromethane		1	U		1	U		1	U	
cis-1,2-dichloroethene		1	U		1	U		1	U	
cis-1,3-dichloropropene		1	U		1	U		1	U	
dibromochloromethane		1	U		1	U		1	U	
dibromomethane		1	U		1	U		1	U	
ethylbenzene		1	U		1	U		1	U	
ethylene dibromide		1	U		1	U		1	U	
hexachlorobutadiene		5	U		5	U		5	U	
isopropylbenzene		1	U		1	U		1	U	
m,p-xylene		1	U		1	U		1	U	
methyl iodide		1	U		1	U		1	U	
methylene chloride		2	U		2	U		2	U	
n-butylbenzene		1	U		1	U		1	U	
n-propylbenzene		1	U		1	U		1	U	
naphthalene		5	U		5	U		5	U	

Volatile Organics

DATA SUMMARY TABLE

Analyte	Sample ID	DN73A			DN73B			DN73I		
	Field ID	01NE30WP101			01NE09SW110			01NE00TB115		
	Matrix	WX			WX			WX		
	Date Collected	8/25/01			8/25/01			8/24/01		
	Units	µg/L			µg/L			µg/L		
		RESULT	Q	RC	RESULT	Q	RC	RESULT	Q	RC
o-xylene		1	U		1	U		1	U	
sec-butylbenzene		1	U		1	U		1	U	
styrene		1	U		1	U		1	U	
tert-butylbenzene		1	U		1	U		1	U	
tetrachloroethylene		1	U		1	U		1	U	
toluene		1	U		1	U		1	U	
trans-1,2-dichloroethene		1	U		1	U		1	U	
trans-1,3-dichloropropene		1	U		1	U		1	U	
trans-1,4-dichloro-2-butene		5	U		5	U		5	U	
trichloroethene		1	U		1	U		1	U	
trichlorofluoromethane		1	U		1	U		1	U	
vinyl acetate		5	U		5	U		5	U	
vinyl chloride		1	U		1	U		1	U	

Sample ID	DN88A			DN88B			DN88C			DN88F			DN88G			DN88H						
	Field ID	Matrix	Date Collected	Units	RESULT	Q	RC	RESULT	Q	RC	RESULT	Q	RC	RESULT	Q	RC	RESULT	Q	RC			
	01NE07WP102	WX	8/27/01	µg/L																		
	01NE07WP202	WX	8/27/01	µg/L																		
	01NE30WP102	WX	8/28/01	µg/L																		
	01NE07WP103	WX	8/27/01	µg/L																		
	01NE07WP101	WX	8/26/01	µg/L																		
	01NE00TB118	WX	8/27/01	µg/L																		
Analyte	RESULT	Q	RC	RESULT	Q	RC	RESULT	Q	RC	RESULT	Q	RC	RESULT	Q	RC	RESULT	Q	RC	RESULT	Q	RC	
1,1,1,2-tetrachloroethane	1	U		1	U		1	U		1	U		1	U		1	UJ		1	UJ		p
1,1,1-trichloroethane	1	U		1	U		1	U		1	U		1	U		1	UJ		1	UJ		p
1,1,2,2-tetrachloroethane	1	U		1	U		1	U		1	U		1	U		1	UJ		1	UJ		p
1,1,2-trichloroethane	1	U		1	U		1	U		1	U		1	U		1	UJ		1	UJ		p
1,1-dichloroethane	1	U		1	U		1	U		1	U		1	U		1	UJ		1	UJ		p
1,1-dichloroethene	1	U		1	U		1	U		1	U		1	U		1	UJ		1	UJ		p
1,1-dichloropropene	1	U		1	U		1	U		1	U		1	U		1	UJ		1	UJ		p
1,2,3-trichlorobenzene	5	U		5	U		5	U		5	U		5	U		5	UJ		5	UJ		p
1,2,3-trichloropropane	3	U		3	U		3	U		3	U		3	U		3	UJ		3	UJ		p
1,2,4-trichlorobenzene	5	U		5	U		5	U		5	U		5	U		5	UJ		5	UJ		p
1,2,4-trimethylbenzene	1	U		1	U		1	U		1	U		1	U		1	UJ		1	UJ		p
1,2-dibromo-3-chloropropane	5	U		5	U		5	U		5	U		5	U		5	UJ		5	UJ		p
1,2-dichlorobenzene	1	U		1	U		1	U		1	U		1	U		1	UJ		1	UJ		p
1,2-dichloroethane	1	U		1	U		1	U		1	U		1	U		1	UJ		1	UJ		p
1,2-dichloropropane	1	U		1	U		1	U		1	U		1	U		1	UJ		1	UJ		p
1,3,5-trimethylbenzene	1	U		1	U		1	U		1	U		1	U		1	UJ		1	UJ		p
1,3-dichlorobenzene	1	U		1	U		1	U		1	U		1	U		1	UJ		1	UJ		p
1,3-dichloropropane	1	U		1	U		1	U		1	U		1	U		1	UJ		1	UJ		p
1,4-dichlorobenzene	1	U		1	U		1	U		1	U		1	U		1	UJ		1	UJ		p
1,1,2-trichloro-1,1,2,2-tetrafluoroethane	2	U		2	U		2	U		2	U		2	U		2	UJ		2	UJ		p
2,2-dichloropropane	1	U		1	U		1	U		1	U		1	U		1	UJ		1	UJ		p
2-butanone	5	U		5	U		5	U		5	U		5	U		5	UJ		5	UJ		p
2-chloroethylvinyl ether	5	U		5	U		5	U		5	U		5	U		5	UJ		5	UJ		p
2-chlorotoluene	1	U		1	U		1	U		1	U		1	U		1	UJ		1	UJ		p
2-hexanone	5	U		5	U		5	U		5	U		5	U		5	UJ		5	UJ		p
4-chlorotoluene	1	U		1	U		1	U		1	U		1	U		1	UJ		1	UJ		p
4-isopropyltoluene	1	U		1	U		1	U		1	U		1	U		1	UJ		1	UJ		p
4-methyl-2-pentanone	5	U		5	U		5	U		5	U		5	U		5	UJ		5	UJ		p
acetone	5	U		5	U		5	U		5	U		5	U		19			5	UJ		p

Volatile Organics

DATA SUMMARY TABLE

Analyte	Sample ID	DN88A		DN88B		DN88C		DN88F		DN88G		DN88H			
	Field ID	01NE07WP102		01NE07WP202		01NE30WP102		01NE07WP103		01NE07WP101		01NE00TB118			
	Matrix	WX		WX		WX		WX		WX		WX			
	Date Collected	8/27/01		8/27/01		8/28/01		8/27/01		8/26/01		8/27/01			
	Units	µg/L		µg/L		µg/L		µg/L		µg/L		µg/L			
	RESULT	Q	RC	RESULT	Q	RC	RESULT	Q	RC	RESULT	Q	RC	RESULT	Q	RC
acrolein	50	U		50	U		50	U		50	U		50	UJ	p
acrylonitrile	1	U		1	U		1	U		1	U		1	UJ	p
benzene	1	U		1	U		1	U		1	U		1	UJ	p
bromobenzene	1	U		1	U		1	U		1	U		1	UJ	p
bromochloromethane	1	U		1	U		1	U		1	U		1	UJ	p
bromodichloromethane	1	U		1	U		1	U		1	U		1	UJ	p
bromoethane	2	U		2	U		2	U		2	U		2	UJ	p
bromoform	1	U		1	U		1	U		1	U		1	UJ	p
bromomethane	1	U		1	U		1	U		1	U		1	UJ	p
carbon disulfide	1	U		1	U		1	U		1	U		1	UJ	p
carbon tetrachloride	1	U		1	U		1	U		1	U		1	UJ	p
chlorobenzene	1	U		1	U		1	U		1	U		1	UJ	p
chloroethane	1	U		1	U		1	U		1	U		1	UJ	p
chloroform	1	U		1	U		1	U		1	U		1	UJ	p
chloromethane	1	U		1	U		1	U		1	U		3.2	J	p
cis-1,2-dichloroethene	1	U		1	U		1	U		1	U		1	UJ	p
cis-1,3-dichloropropene	1	U		1	U		1	U		1	U		1	UJ	p
dibromochloromethane	1	U		1	U		1	U		1	U		1	UJ	p
dibromomethane	1	U		1	U		1	U		1	U		1	UJ	p
ethylbenzene	1	U		1	U		1	U		1	U		1	UJ	p
ethylene dibromide	1	U		1	U		1	U		1	U		1	UJ	p
hexachlorobutadiene	5	U		5	U		5	U		5	U		5	UJ	p
isopropylbenzene	1	U		1	U		1	U		1	U		1	UJ	p
m,p-xylene	1	U		1	U		1	U		1	U		1	UJ	p
methyl iodide	1	U		1	U		1	U		1	U		1	UJ	p
methylene chloride	2	U		2	U		2	U		2	U		2	UJ	p
n-butylbenzene	1	U		1	U		1	U		1	U		1	UJ	p
n-propylbenzene	1	U		1	U		1	U		1	U		1	UJ	p
naphthalene	5	UJ	n	5	UJ	n	5	U		5	U		5	UJ	p

Analyte	Sample ID	DN88A			DN88B			DN88C			DN88F			DN88G			DN88H		
	Field ID	01NE07WP102			01NE07WP202			01NE30WP102			01NE07WP103			01NE07WP101			01NE00TB118		
	Matrix	WX			WX			WX			WX			WX			WX		
	Date Collected	8/27/01			8/27/01			8/28/01			8/27/01			8/26/01			8/27/01		
Units	µg/L			µg/L			µg/L			µg/L			µg/L			µg/L			
	RESULT	Q	RC	RESULT	Q	RC	RESULT	Q	RC	RESULT	Q	RC	RESULT	Q	RC	RESULT	Q	RC	
o-xylene	1	U		1	U		1	U		1	U		1	U		1	UJ	p	
sec-butylbenzene	1	U		1	U		1	U		1	U		1	U		1	UJ	p	
styrene	1	U		1	U		1	U		1	U		1	U		1	UJ	p	
tert-butylbenzene	1	U		1	U		1	U		1	U		1	U		1	UJ	p	
tetrachloroethylene	1	U		1	U		1	U		1	U		1	U		1	UJ	p	
toluene	1	U		1	U		1	U		1	U		1	U		1	UJ	p	
trans-1,2-dichloroethene	1	U		1	U		1	U		1	U		1	U		1	UJ	p	
trans-1,3-dichloropropene	1	U		1	U		1	U		1	U		1	U		1	UJ	p	
trans-1,4-dichloro-2-butene	5	U		5	U		5	U		5	U		5	U		5	UJ	p	
trichloroethene	1	U		1	U		1	U		1	U		1	U		1	UJ	p	
trichlorofluoromethane	1	U		1	U		1	U		1	U		1	U		1	UJ	p	
vinyl acetate	5	U		5	U		5	U		5	U		5	U		5	UJ	p	
vinyl chloride	1	U		1	U		1	U		1	U		1	U		1	UJ	p	

Dissolved Metals

DATA SUMMARY TABLE

	Sample ID	DK21B				
	Field ID	01NE35GW102				
	Matrix	WX				
	Date Collected	7/24/01				
	Units	mg/L				
Analyte	RESULT	Q	RC			
iron	1.79					
manganese	0.165					

Analyte	Sample ID	DK48F			DK48G			DK48H		
	Field ID	01NE35GW101			01NE35GW103			01NE35GW104		
	Matrix	WX			WX			WX		
	Date Collected	7/25/01			7/25/01			7/26/01		
	Units	mg/L			mg/L			mg/L		
		RESULT	Q	RC	RESULT	Q	RC	RESULT	Q	RC
iron		0.02	U		0.02	U		0.33		
manganese		0.089			0.092			0.105		

Total Metals

DATA SUMMARY TABLE

Analyte	Sample ID	100302-02			100302-03			100302-04			100302-05			100302-06			100302-08		
	Field ID	01NE28SD311			01NE28SD325			01NE28SD351			01NE28SD353			01NE28SD357			01NE28SD339		
	Matrix	SX			SX			SX			SX			SX			SX		
	Date Collected	8/18/01			8/18/01			8/19/01			8/19/01			8/19/01			8/19/01		
	Units	mg/Kg			mg/Kg			mg/Kg			mg/Kg			mg/Kg			mg/Kg		
		RESULT	Q	RC	RESULT	Q	RC	RESULT	Q	RC	RESULT	Q	RC	RESULT	Q	RC	RESULT	Q	RC
chromium		12	U		20			17			8.1			15			21		
lead		28			13			30			23			16			14		
zinc		62	J	f	43	J	f	80	J	f	34	J	f	43	J	f	60	J	f

Tot. totals

DATA SUMMARY TABLE

Analyte	Sample ID	100413-01			100413-02			100413-03			100413-04			100413-05			100413-06		
	Field ID	01NE29SD325			01NE28SD375			01NE28SD371			01NE28SD363			01NE29SD314			01NE29SW317		
	Matrix	SX			SX			SX			SX			WX					
	Date Collected	8/21/01			8/20/01			8/20/01			8/20/01			8/21/01			8/20/01		
	Units	mg/Kg			mg/Kg			mg/Kg			mg/Kg			mg/Kg			mg/L		
		RESULT	Q	RC	RESULT	Q	RC	RESULT	Q	RC	RESULT	Q	RC	RESULT	Q	RC	RESULT	Q	RC
aluminum																	0.021	J	m
antimony																	0.025	J	m
arsenic																	0.01	U	
barium																	0.0056		
beryllium																	0.002	U	
cadmium																	0.005	U	
calcium																	7.3		
chromium		15			8.8			11	U		22			19			0.01	U	
cobalt																	0.005	U	
copper																	0.01	U	
iron																	0.39		
lead		25	J	n	35			39			43			30			0.0059	J	m
magnesium																	2.9		
manganese																	0.024		
mercury																	0.0002	UJ	c
nickel																	0.01	U	
potassium																	1.3	J	m
selenium																	0.0075	J	m
silver																	0.039	J	m
sodium																	35		
thallium																	0.02	U	
vanadium																	0.005	U	
zinc		40			32			21			100			60			0.01	U	

Total Metals

DATA SUMMARY TABLE

Sample ID	100418-02				
Field ID	01NE09SW307				
Matrix	WX				
Date Collected	8/23/01				
Units	mg/L				
Analyte	RESULT	Q	RC		
aluminum	0.056	J	m		
antimony	0.016	J	m		
arsenic	0.01	U			
barium	0.0046	J	m		
beryllium	0.002	U			
cadmium	0.005	U			
calcium	1.9				
chromium	0.01	U			
cobalt	0.005	U			
copper	0.01	U			
iron	0.21				
lead	0.019	J	n		
magnesium	1				
manganese	0.0077				
mercury	0.0002	U			
nickel	0.01	U			
potassium	0.17	J	m		
selenium	0.05	U			
silver	0.029	B	a		
sodium	4.9				
thallium	0.02	U			
vanadium	0.005	U			
zinc	0.011				

Totals

DATA SUMMARY TABLE

Analyte	Sample ID	100492-01			100492-04			100492-08			100492-09			100492-13		
	Field ID	RESULT	Q	RC	RESULT	Q	RC	RESULT	Q	RC	RESULT	Q	RC	RESULT	Q	RC
	Matrix	mg/L			mg/Kg			mg/Kg			mg/Kg			mg/Kg		
	Date Collected	8/24/01			8/24/01			8/23/01			8/24/01			8/24/01		
aluminum	100492-01 01NE24SW314 WX 8/24/01 mg/L	0.038	J	m	3100						13000			16000		
antimony		0.033	J	m	7.5	J	m				3.9	J	m	4.6	J	m
arsenic		0.0051	J	m	6	J	m				7.4			12		
barium		0.0099			53						170			120		
beryllium		0.002	U		1.5	U					0.44	J	m	4.7		
cadmium		0.005	U		3.7	U					2.3	U		6.2	U	
calcium		5.4			4100						1500			4100		
chromium		0.01	U		7.5	U					30			28		
cobalt		0.005	U		1.7	J	m				6.4			10		
copper		0.024			6.7	J	m				16			34		
iron		3.2			39000						19000			31000		
lead		0.23	J	f,n	19	J	f	180	J	c	16	J	f	300	J	f
magnesium		1.4			1200						3500			4500		
manganese		0.028			570						90			210		
mercury		0.0002	U		0.22						0.15			0.2	J	m
nickel		0.02	U		3.4	J	m				18			16		
potassium		0.87	J	m	490	J	m				740	J	m	1200	J	m
selenium		0.011	J	m	6.3	J	m				23	U		62	U	
silver		0.012			7.5	U					14	J	n	6	J	m
sodium		18			750	U					450			1200	U	
thallium		0.0074	J	m	15	U					9.1	U		25	U	
vanadium		0.005	U		11						42			54		
zinc		0.06			240						49			84		

Total Metals

DATA SUMMARY TABLE

	Sample ID	DK21A				
	Field ID	01NE35GW102				
	Matrix	WX				
	Date Collected	7/24/01				
	Units	mg/L				
Analyte		RESULT	Q	RC		
iron		45.3				
manganese		0.204				

Total Metals

DATA SUMMARY TABLE

Analyte	Sample ID	DK48A	DK48B	DK48C			
	Field ID	01NE35GW101	01NE35GW103	01NE35GW104			
	Matrix	WX	WX	WX			
	Date Collected	7/25/01	7/25/01	7/26/01			
	Units	mg/L	mg/L	mg/L			
	RESULT Q RC	RESULT Q RC	RESULT Q RC	RESULT Q RC			
iron		10.4	2.78	9.18			
manganese		0.161	0.122	0.165			

Total Metals

DATA SUMMARY TABLE

Analyte	Sample ID	DN03G			DN03J							
	Field ID	01NE07SW104			01NE07SW105							
Matrix	WX				WX							
Date Collected	8/19/01				8/19/01							
Units	µg/L				µg/L							
	RESULT	Q	RC	RESULT	Q	RC						
aluminum	320			240	J	t						
antimony	50	U		50	UJ	t						
arsenic	1	U		1	UJ	t						
barium	8			12	J	t						
beryllium	1	U		1	UJ	t						
cadmium	2	U		2	UJ	t						
calcium	3320			4990	J	t						
chromium	5	U		5	UJ	t						
cobalt	3	U		3	UJ	t						
copper	3			2	J	t						
iron	1160			3660	J	t						
lead	4			2	J	t						
magnesium	1280			1440	J	t						
manganese	7			96	J	t						
mercury	0.1	U		0.1	UJ	t						
nickel	10	U		10	UJ	t						
potassium	810			500	UJ	t						
selenium	2	U		2	UJ	t						
silver	3	U		3	UJ	t						
sodium	6290			4720	J	t						
thallium	1	U		1	UJ	t						
vanadium	3	U		3	UJ	t						
zinc	20			19	J	t						

Totals

DATA SUMMARY TABLE

Analyte	Sample ID	DN04A			DN04B			DN04C			DN04D			DN04E			DN04F		
	Field ID	RESULT	Q	RC	RESULT	Q	RC	RESULT	Q	RC	RESULT	Q	RC	RESULT	Q	RC	RESULT	Q	RC
	01NE28SD117																		
	01NE28SD118																		
	01NE28SD119																		
	01NE28SD120																		
	01NE28SD121																		
	01NE28SD122																		
	Matrix	SX			SX			SX			SX			SX			SX		
	Date Collected	8/18/01			8/18/01			8/18/01			8/18/01			8/18/01			8/18/01		
	Units	mg/Kg			mg/Kg			mg/Kg			mg/Kg			mg/Kg			mg/Kg		
chromium		4.4			19			39			13			9			4	U	
lead		5			9			70			20	U		10	U		20	U	
zinc		17			40.1			1040			28			21			15		

Total Metals

DATA SUMMARY TABLE

	DN04G	DN04H	DN04I	DN04J	DN04K	DN04L
Sample ID	DN04G	DN04H	DN04I	DN04J	DN04K	DN04L
Field ID	01NE28SD123	01NE28SD124	01NE28SD125	01NE28SD126	01NE28SD127	01NE28SD128
Matrix	SX	SX	SX	SX	SX	SX
Date Collected	8/18/01	8/18/01	8/18/01	8/18/01	8/18/01	8/18/01
Units	mg/Kg	mg/Kg	mg/Kg	mg/Kg	mg/Kg	mg/Kg
Analyte	RESULT Q RC	RESULT Q RC	RESULT Q RC	RESULT Q RC	RESULT Q RC	RESULT Q RC
chromium	7	19	18	9	12	18
lead	9 U	8 U	7	10 U	9 U	13
zinc	13	30	30	36	33	59

DATA SUMMARY TABLE

Analyte	Sample ID	DN04M			DN04N			DN04O			DN04P			DN04Q			DN04R		
	Field ID	01NE28SD225			01NE28SD129			01NE28SD130			01NE28SD131			01NE28SD132			01NE28SD133		
	Matrix	SX			SX			SX			SX			SX			SX		
	Date Collected	8/18/01			8/18/01			8/18/01			8/18/01			8/18/01			8/18/01		
	Units	mg/Kg			mg/Kg			mg/Kg			mg/Kg			mg/Kg			mg/Kg		
		RESULT	Q	RC	RESULT	Q	RC	RESULT	Q	RC	RESULT	Q	RC	RESULT	Q	RC	RESULT	Q	RC
chromium		17			5			10			18.6			19			10		
lead		5			10	U		20			21			20	U		9	U	
zinc		29			12			96			96.3			114			45		

Total Metals

DATA SUMMARY TABLE

Sample ID Field ID Matrix Date Collected Units Analyte	DN04S 01NE28SD134 SX 8/18/01 mg/Kg RESULT Q RC					
chromium	22					
lead	10 U					
zinc	63					

Total Totals

DATA SUMMARY TABLE

Sample ID	DN05A			DN05B			DN05C			DN05D			DN05E			DN05F								
	Field ID	RESULT	Q	RC	Field ID	RESULT	Q	RC	Field ID	RESULT	Q	RC	Field ID	RESULT	Q	RC	Field ID	RESULT	Q	RC				
	01NE28SD153				01NE28SD154				01NE28SD155				01NE28SD156				01NE28SD157				01NE28SD158			
Matrix	SX				SX				SX				SX				SX				SX			
Date Collected	8/19/01				8/19/01				8/19/01				8/19/01				8/19/01				8/19/01			
Units	mg/Kg				mg/Kg				mg/Kg				mg/Kg				mg/Kg				mg/Kg			
Analyte		RESULT	Q	RC		RESULT	Q	RC		RESULT	Q	RC		RESULT	Q	RC		RESULT	Q	RC		RESULT	Q	RC
chromium		13.2				17.1				649				19.9				25.5				8		
lead		32				30				4590				113				20				12		
zinc		65.5				65.1				4810				511				64.2				17		

Total Metals

DATA SUMMARY TABLE

Analyte	Sample ID	DN05G	DN05H				
	Field ID	01NE28SD253	01NE28SD257	RESULT	Q	RC	
	Matrix	SX	SX				
	Date Collected	8/19/01	8/19/01				
	Units	mg/Kg	mg/Kg				
chromium		12.8	22.6				
lead		60	19				
zinc		67	56.6				

Totals

DATA SUMMARY TABLE

Analyte	Sample ID	DN06A			DN06B			DN06C			DN06D			DN06E			DN06F		
	Field ID	RESULT	Q	RC	RESULT	Q	RC	RESULT	Q	RC	RESULT	Q	RC	RESULT	Q	RC	RESULT	Q	RC
	01NE28SD135																		
	SX																		
	8/19/01																		
	mg/Kg																		
chromium		9.9			31			24			24.6			22			19		
lead		4			64			13			13			13			17		
zinc		22.2			200			51			48			53			50		

Total Metals

DATA SUMMARY TABLE

Analyte	Sample ID	DN06G			DN06H			DN06I			DN06J			DN06K			DN06L		
	Field ID	01NE28SD239			01NE28SD141			01NE28SD142			01NE28SD143			01NE28SD144			01NE28SD145		
	Matrix	SX			SX			SX			SX			SX			SX		
	Date Collected	8/19/01			8/19/01			8/19/01			8/19/01			8/19/01			8/19/01		
	Units	mg/Kg			mg/Kg			mg/Kg			mg/Kg			mg/Kg			mg/Kg		
		RESULT	Q	RC	RESULT	Q	RC	RESULT	Q	RC	RESULT	Q	RC	RESULT	Q	RC	RESULT	Q	RC
chromium		21			21.7			22			40			24			24		
lead		9			10			12			75			27			17		
zinc		51			33			23			223			91			50		

Totals

DATA SUMMARY TABLE

Sample ID	DN06M			DN06N			DN06O			DN06P			DN06Q			DN06R								
	Field ID	RESULT	Q	RC	Field ID	RESULT	Q	RC	Field ID	RESULT	Q	RC	Field ID	RESULT	Q	RC	Field ID	RESULT	Q	RC				
	01NE28SD146				01NE28SD147				01NE28SD148				01NE28SD149				01NE28SD150				01NE28SD151			
Matrix	SX				SX				SX				SX				SX				SX			
Date Collected	8/19/01				8/19/01				8/19/01				8/19/01				8/19/01				8/19/01			
Units	mg/Kg				mg/Kg				mg/Kg				mg/Kg				mg/Kg				mg/Kg			
Analyte		RESULT	Q	RC		RESULT	Q	RC		RESULT	Q	RC		RESULT	Q	RC		RESULT	Q	RC		RESULT	Q	RC
chromium		24				20				17				26.6				20.9				19.4		
lead		13				24				14				82				22				21		
zinc		34				68.7				43				266				78.4				60.9		

Total Metals

DATA SUMMARY TABLE

Analyte	Sample ID	DN06S			DN06T						
	Field ID	01NE28SD251			01NE28SD152						
	Matrix	SX			SX						
	Date Collected	8/19/01			8/19/01						
	Units	mg/Kg			mg/Kg						
		RESULT	Q	RC	RESULT	Q	RC				
chromium		17.7			22.3						
lead		23			22						
zinc		67.9			68.7						

Tot. Totals

DATA SUM. / TABLE

Analyte	Sample ID	DN07D			DN07E			DN07F			DN07G			DN07H			DN07I		
	Field ID	RESULT	Q	RC	RESULT	Q	RC	RESULT	Q	RC	RESULT	Q	RC	RESULT	Q	RC	RESULT	Q	RC
	01NE28SD111																		
	SX																		
	8/18/01																		
	mg/Kg																		
chromium		17			17			23.7			12			20			10		
lead		20			20	U		14			10			10			10	U	
zinc		94			77			46			183			37			16		

Total Metals

DATA SUMMARY TABLE

Analyte	Sample ID	DN07J			DN07K			DN07L			DN07N			DN07O			DN07P		
	Field ID	01NE28SD116			01NE06SD116			01NE06SD117			01NE07SS125			01NE07SS126			01NE07SS127		
	Matrix	SX			SX			SX			SX			SX			SX		
	Date Collected	8/18/01			8/18/01			8/18/01			8/19/01			8/19/01			8/19/01		
	Units	mg/Kg			mg/Kg			mg/Kg			mg/Kg			mg/Kg			mg/Kg		
		RESULT	Q	RC	RESULT	Q	RC	RESULT	Q	RC	RESULT	Q	RC	RESULT	Q	RC	RESULT	Q	RC
aluminum					7790			9850			10800			11700			11300		
antimony					20	U		6	U		30	U		30	U		20	U	
arsenic					20	U		6	U		50			30	U		30		
barium					53			53.8			63			78			135		
beryllium					0.6			0.8			0.8			0.9			0.9		
cadmium					0.7	U		0.2	U		2			3			1.3		
calcium					1790			2360			2050			5070			2860		
chromium		25.7			6			13.9			64			75			65		
cobalt					2			5.1			17			19			17		
copper					7.4			8			91			97			120		
iron					12200			16400			152000			112000			129000		
lead		9			8			15			350			460			419		
magnesium					1530			2900			2630			2900			3180		
manganese					72.7			164			694			520			559		
mercury					0.2	U		0.06	U		0.56			0.3			0.47		
nickel					5			9			37			43			57		
potassium					1500			820			900			1010			1080		
selenium					20	U		6	U		30	U		30	U		20	U	
silver					1	U		0.4	U		2			2			1	U	
sodium					450			160			180			180			210		
thallium					20	U		6	U		30	U		30	U		20	U	
vanadium					16			25.8			30			31			29		
zinc		45.1			20			29.8			175			444			294		

Totals

DATA SUMMARY TABLE

Analyte	Sample ID	DN07Q		DN07R					
	Field ID	RESULT	Q	RC	RESULT				
	01NE07SD105								
	SX								
	8/19/01								
	mg/Kg								
	Units								
aluminum		3640			12000				
antimony		20	U		20	U			
arsenic		20	U		20	U			
barium		28			77.4				
beryllium		0.4			1.2				
cadmium		1.1			1				
calcium		1780			3040				
chromium		5			19				
cobalt		2			3.2				
copper		13.6			27.5				
iron		8380			18400				
lead		20			41				
magnesium		740			2140				
manganese		55.3			79.5				
mercury		0.1	U		0.1				
nickel		5			13				
potassium		370			1000				
selenium		20	U		20	U			
silver		1	U		1	U			
sodium		120			180				
thallium		20	U		20	U			
vanadium		9.8			25.4				
zinc		62			203				

Total Metals

DATA SUMMARY TABLE

Analyte	Sample ID	DN36A			DN36B			DN36C			DN36D			DN36E		
	Field ID	01NE29SW117			01NE29SW217			01NE29SW116			01NE29SW115			01NE29SW114		
	Matrix	WX			WX			WX			WX			WX		
	Date Collected	8/20/01			8/20/01			8/21/01			8/21/01			8/21/01		
	Units	µg/L			µg/L			µg/L			µg/L			µg/L		
		RESULT	Q	RC	RESULT	Q	RC	RESULT	Q	RC	RESULT	Q	RC	RESULT	Q	RC
aluminum		40			40			40			40			40		
antimony		50	U		50	U		50	U		50	U		50	U	
arsenic		1	U		1	U		1	U		1	U		1	U	
barium		5			5			5			5			5		
beryllium		1	U		1	U		1	U		1	U		1	U	
cadmium		2	U		2	U		2	U		2	U		2	U	
calcium		7170			7250			6900			7440			7620		
chromium		5	U		5	U		5	U		5	U		5	U	
cobalt		3	U		3	U		3	U		3	U		3	U	
copper		2	U		2	U		2	U		2	U		2	U	
iron		400			350			320			360			310		
lead		1	U		1	U		1	U		1	U		1	U	
magnesium		2550			2600			2400			2030			1980		
manganese		21			21			21			27			17		
mercury		0.1	U		0.1	U		0.1	U		0.1	U		0.1	U	
nickel		10	U		10	U		10	U		10	U		10	U	
potassium		900			1100			700			500	U		700		
selenium		2	U		2	U		2	U		2	U		2	U	
silver		3	U		3	U		3	U		3	U		3	U	
sodium		27900			29100			25300			14500			14200		
thallium		1	U		1	U		1	U		1	U		1	U	
vanadium		3	U		3	U		3	U		3	U		3	U	
zinc		6	U		13			6	U		6	U		6	U	

Totalals

DATA SUMMARY TABLE

Sample ID	DN38A			DN38B			DN38C			DN38D			DN38E			DN38F								
	Field ID	Result	Q	RC	Field ID	Result	Q	RC	Field ID	Result	Q	RC	Field ID	Result	Q	RC	Field ID	Result	Q	RC				
	01NE29SD114				01NE29SD214				01NE29SD115				01NE29SD116				01NE29SD117				01NE29SD118			
Matrix	SX				SX				SX				SX				SX				SX			
Date Collected	8/21/01				8/21/01				8/21/01				8/21/01				8/21/01				8/21/01			
Units	mg/Kg				mg/Kg				mg/Kg				mg/Kg				mg/Kg				mg/Kg			
Analyte	RESULT	Q	RC	RESULT	Q	RC	RESULT	Q	RC	RESULT	Q	RC	RESULT	Q	RC	RESULT	Q	RC	RESULT	Q	RC	RESULT	Q	RC
chromium	18			16			11			15			2.8			11.3								
lead	17			14			8			15			8			11								
zinc	53			44			34			46			26.6			35								

Total Metals

DATA SUMMARY TABLE

	DN38G	DN38H	DN38I	DN38J	DN38K	DN38L
Sample ID	DN38G	DN38H	DN38I	DN38J	DN38K	DN38L
Field ID	01NE29SD119	01NE28SD165	01NE28SD166	01NE28SD167	01NE28SD168	01NE28SD169
Matrix	SX	SX	SX	SX	SX	SX
Date Collected	8/21/01	8/20/01	8/20/01	8/20/01	8/20/01	8/20/01
Units	mg/Kg	mg/Kg	mg/Kg	mg/Kg	mg/Kg	mg/Kg
Analyte	RESULT Q RC	RESULT Q RC	RESULT Q RC	RESULT Q RC	RESULT Q RC	RESULT Q RC
chromium	24.9	27.4	30.1	57.1	24.4	27.1
lead	24	61	18	219	57	48
zinc	43.5	71.8	52.2	186	113	94.9

Sample ID	DN38M					
Field ID	01NE28SD170					
Matrix	SX					
Date Collected	8/20/01					
Units	mg/Kg					
Analyte	RESULT	Q	RC			
chromium	24.9					
lead	36					
zinc	81.4					

Total Metals

DATA SUMMARY TABLE

Analyte	Sample ID	DN39A			DN39B			DN39C			DN39D			DN39E			DN39F		
	Field ID	RESULT	Q	RC	RESULT	Q	RC	RESULT	Q	RC	RESULT	Q	RC	RESULT	Q	RC	RESULT	Q	RC
	01NE28SD159																		
	01NE28SD160																		
	01NE28SD161																		
	01NE28SD163																		
	01NE28SD164																		
	01NE28SD263																		
	Matrix	SX			SX			SX			SX			SX			SX		
	Date Collected	8/20/01			8/20/01			8/20/01			8/20/01			8/20/01			8/20/01		
	Units	mg/Kg			mg/Kg			mg/Kg			mg/Kg			mg/Kg			mg/Kg		
chromium		28.2			24.5			26.8			21.4			21.4			23.2		
lead		46			28			36			28			22			29		
zinc		80.4			71.7			148			155			53.2			89.2		

Total Values

DATA SUMMARY TABLE

Analyte	Sample ID	DN39G			DN39H			DN39I			DN39J			DN39K			DN39L		
	Field ID	RESULT	Q	RC	RESULT	Q	RC	RESULT	Q	RC	RESULT	Q	RC	RESULT	Q	RC	RESULT	Q	RC
	01NE28SD171																		
	Matrix	SX			SX			SX			SX			SX			SX		
	Date Collected	8/20/01			8/20/01			8/20/01			8/20/01			8/20/01			8/20/01		
	Units	mg/Kg			mg/Kg			mg/Kg			mg/Kg			mg/Kg			mg/Kg		
chromium		9			15			29			26.1			14			12		
lead		20	U		30			22			14			30			20		
zinc		19			104			54			47.9			48			68		

Total Metals

DATA SUMMARY TABLE

Analyte	Sample ID	DN39M			DN39N			DN39O			DN39P			DN39Q			DN39R		
	Field ID	01NE28SD271			01NE28SD275			01NE28SD177			01NE28SD178			01NE28SD179			01NE28SD180		
	Matrix	SX			SX			SX			SX			SX			SX		
	Date Collected	8/20/01			8/20/01			8/20/01			8/20/01			8/20/01			8/20/01		
	Units	mg/Kg			mg/Kg			mg/Kg			mg/Kg			mg/Kg			mg/Kg		
		RESULT	Q	RC	RESULT	Q	RC	RESULT	Q	RC	RESULT	Q	RC	RESULT	Q	RC	RESULT	Q	RC
chromium		8			9			20			21			14.4			31.3		
lead		10	U		10	U		39			33			24			42		
zinc		17			16			62			66			49.3			99.5		

Analyte	Sample ID	DN39S			DN39T						
	Field ID	01NE28SD181			01NE28SD182						
	Matrix	SX			SX						
	Date Collected	8/20/01			8/20/01						
	Units	mg/Kg			mg/Kg						
	RESULT	Q	RC	RESULT	Q	RC					
chromium		19			21						
lead		30			39						
zinc		124			65						

Total Metals

DATA SUMMARY TABLE

Analyte	Sample ID	DN40A			DN40B			DN40C			DN40D			DN40E			DN40F		
	Field ID	01NE29SD123			01NE29SD124			01NE29SD125			01NE29SD225			01NE29SD128			01NE29SD129		
Matrix		SX			SX			SX			SX			SX			SX		
Date Collected		8/21/01			8/21/01			8/21/01			8/21/01			8/21/01			8/21/01		
Units		mg/Kg			mg/Kg			mg/Kg			mg/Kg			mg/Kg			mg/Kg		
		RESULT	Q	RC	RESULT	Q	RC	RESULT	Q	RC	RESULT	Q	RC	RESULT	Q	RC	RESULT	Q	RC
aluminum														13100			4820		
antimony														7	UR	c	5	UR	c
arsenic														7	U		5	U	
barium														104			39.8		
beryllium														0.3			0.2		
cadmium														0.3	U		0.2	U	
calcium														1890			1580		
chromium		27			7.3			12.8			12.5			20.8			6.1		
cobalt														3.9			2		
copper														10.8			1.8		
iron														12900			8720		
lead		23			9			9	J	n	7	J	n	8			4		
magnesium														3290			2030		
manganese														90.1			96.1		
mercury														0.05			0.04	U	
nickel														13			5		
potassium														1020			1360		
selenium														7	U		5	U	
silver														0.4	U		0.3	U	
sodium														713			577		
thallium														7	U		5	U	
vanadium														35			16.7		
zinc		69			34.6			32.1			27.5			33.1			17.9		

Analyte	Sample ID	DN40G			DN40H			DN40I			DN40M			DN40N		
	Field ID	RESULT	Q	RC	RESULT	Q	RC	RESULT	Q	RC	RESULT	Q	RC	RESULT	Q	RC
Matrix	Date Collected	mg/Kg			mg/Kg			mg/Kg			mg/Kg			mg/Kg		
Units																
aluminum	01NE29SD120										12100			15900		
antimony	SX										7 UR c			10 UR c		
arsenic	8/21/01										7 U			10 U		
barium											88.6			115		
beryllium											0.7			1.3		
cadmium											0.3 U			0.4 U		
calcium											2260			3270		
chromium		3.9			4.9			2.9			17.8			22.9		
cobalt											7			4.8		
copper											11			10.9		
iron											9520			14900		
lead		5			5			6			9			14		
magnesium											2650			3770		
manganese											80.1			114		
mercury											0.06 U			0.09 U		
nickel											13			14		
potassium											930			1140		
selenium											7 U			10 U		
silver											0.4 U			0.6 U		
sodium											530			416		
thallium											7 U			10 U		
vanadium											30			34.2		
zinc		14.4			19.7			16.2			31.4			44		

Total Metals

DATA SUMMARY TABLE

Analyte	Sample ID	DN53A			DN53F			DN53G			DN53H		
	Field ID	RESULT	Q	RC	RESULT	Q	RC	RESULT	Q	RC	RESULT	Q	RC
	01NE09SW109												
	WX												
	8/23/01												
	µg/L												
aluminum		100	J	t	80			130			50		
antimony		50	UJ	t	50	U		50	U		50	U	
arsenic		1	UJ	t	1	U		1	U		1	U	
barium		20	J	t	5			5			5		
beryllium		1	UJ	t	1	U		1	U		1	U	
cadmium		2	UJ	t	2	U		2	U		2	U	
calcium		2950	J	t	1780			1650			1740		
chromium		5	UJ	t	5	U		5	U		5	U	
cobalt		3	UJ	t	3	U		3	U		3	U	
copper		4	J	t	2	U		2	U		2	U	
iron		1150	J	t	150			310			120		
lead		6	J	t	1	UJ	n	1	U		1	UJ	n
magnesium		820	J	t	880			850			850		
manganese		12	J	t	6			8			6		
mercury		0.1	UJ	t	0.1	U		0.1	U		0.1	U	
nickel		10	UJ	t	10	U		10	U		10	U	
potassium		500	UJ	t	500	U		500	U		500	U	
selenium		2	UJ	t	2	U		2	U		2	U	
silver		3	UJ	t	3	U		3	U		3	U	
sodium		4040	J	t	4080			4020			4000		
thallium		1	UJ	t	1	U		1	U		1	U	
vanadium		3	UJ	t	3	U		3	U		3	U	
zinc		60	J	t	6	U		6	U		6	U	

Analyte	Sample ID	DN68A			DN68B			DN68F				
	Field ID	RESULT	Q	RC	RESULT	Q	RC	RESULT	Q	RC		
	01NE21SS169				01NE21SS269				01NE09SD114			
	Matrix	SX			SX			SX				
	Date Collected	8/24/01			8/24/01			8/24/01				
	Units	mg/Kg			mg/Kg			mg/Kg				
aluminum		3940			4010			15300				
antimony		30	U		30	U		30	U			
arsenic		30	U		30	U		30	U			
barium		59			54			71				
beryllium		0.5	U		0.5	U		1.6				
cadmium		1	U		1	U		1	U			
calcium		4570			4310			4940				
chromium		4			4			16				
cobalt		3			2			5				
copper		4			4			16				
iron		41200			44600			13000				
lead		10	U		10	U		40				
magnesium		1320			1320			2920				
manganese		690			561			247				
mercury		0.3	U		0.2	U		0.3	U			
nickel		5	U		5	U		10				
potassium		650			470			650				
selenium		30	U		30	U		30	U			
silver		2	U		2	U		2	U			
sodium		170			250			240				
thallium		30	U		30	U		30	U			
vanadium		8			9			24				
zinc		302			253			38				

Total Metals

DATA SUMMARY TABLE

Analyte	DN69A			DN69B			DN69C			DN69D			DN69E			DN69F		
	RESULT	Q	RC	RESULT	Q	RC	RESULT	Q	RC	RESULT	Q	RC	RESULT	Q	RC	RESULT	Q	RC
aluminum	18100			13400			14700			14800			17300			19400		
antimony	7	U		8	U		10	U		6	U		10	U		20	U	
arsenic	7	U		8	U		10	U		6	U		10	U		20	U	
barium	122			97.2			103			122			136			96		
beryllium	0.3			0.7			0.8			1			1.6			1.4		
cadmium	0.3	U		0.3	U		0.9			0.4			1.3			1	U	
calcium	1320			3400			4190			5240			4600			5160		
chromium	27.4			20.5			22			41			39.8			25		
cobalt	3.8			5.2			4.5			8.3			12.1			7		
copper	10.6			27.2			36.3			16.4			23.7			37.3		
iron	12700			16700			19600			23900			29500			41200		
lead	12			13			25			21			23			67		
magnesium	3380			3330			3380			8770			6100			4460		
manganese	77.2			151			154			452			765			320		
mercury	0.09			0.07			0.25			0.06	U		0.07	U		0.2	U	
nickel	13			13			16			26			27			17		
potassium	980			1000			910			3670			1960			1450		
selenium	7	U		8	U		10	U		6	U		10	U		20	U	
silver	0.4	U		0.5	U		0.9			0.4	U		0.6	U		1	U	
sodium	170			239			260			457			295			470		
thallium	7	U		8	U		10	U		6	U		10	U		20	U	
vanadium	40			34.7			38.8			51.6			50.1			46		
zinc	29.5			63.2			166			133			256			184		

Analyte	Sample ID	DN69G			DN69H			DN69I		
	Field ID	01NE21SS173			01NE21SD113			01NE21SD114		
	Matrix	SX			SX			SX		
	Date Collected	8/24/01			8/24/01			8/24/01		
	Units	mg/Kg			mg/Kg			mg/Kg		
	RESULT	Q	RC	RESULT	Q	RC	RESULT	Q	RC	
aluminum	13200			24600			33100			
antimony	8	U		10	U		20	U		
arsenic	8	U		10	U		20	U		
barium	115			155			193			
beryllium	0.7			1.7			1.8			
cadmium	0.8			0.9			1.2			
calcium	3450			3920			6910			
chromium	23.2			36			50			
cobalt	4.7			11.2			14.2			
copper	28.3			37.4			54.6			
iron	14700			57400			51400			
lead	17			58			64			
magnesium	3400			6080			8250			
manganese	163			786			560			
mercury	0.16			0.1	U		0.1	U		
nickel	13			23			33			
potassium	880			1950			3180			
selenium	8	U		10	U		20	U		
silver	0.5	U		0.7	U		1	U		
sodium	239			380			580			
thallium	8	U		10	U		20	U		
vanadium	34.8			62.6			81.1			
zinc	167			150			190			

Total Metals

DATA SUMMARY TABLE

Analyte	Sample ID	DN71A			DN71B			DN71D			DN71E			DN71K			DN71L		
	Field ID	01NE09SW112			01NE09WP102			01NE09MW103			01NE09SW111			01NE31SW101			01NE31SW102		
	Matrix	WX			WX			WX			WX			WX			WX		
	Date Collected	8/26/01			8/26/01			8/26/01			8/26/01			8/24/01			8/24/01		
Units	µg/L			µg/L			µg/L			µg/L			µg/L			µg/L			
	RESULT	Q	RC	RESULT	Q	RC	RESULT	Q	RC	RESULT	Q	RC	RESULT	Q	RC	RESULT	Q	RC	
aluminum	40	J	t	48900	J	t	164000	J	t	230			50			20	U		
antimony	50	UJ	t	50	UJ	t	120	J	t	50	U		50	U		50	U		
arsenic	1	UJ	t	12	J	t	5	UJ	t	1	U		1	U		1	U		
barium	5	J	t	271	J	t	1160	J	t	6			3	U		3			
beryllium	1	UJ	t	4	J	t	14	J	t	1	U		1	U		1	U		
cadmium	2	UJ	t	2	J	t	4	J	t	2	U		2	U		2	U		
calcium	1750	J	t	7970	J	t	58600	J	t	1010			2210			2060			
chromium	5	UJ	t	75	J	t	99	J	t	5	U		5	U		5	U		
cobalt	3	UJ	t	12	J	t	37	J	t	3	U		3	U		3	U		
copper	2	UJ	t	46	J	t	68	J	t	2	U		2	U		2	U		
iron	200	J	t	77300	J	t	322000	J	t	1540			30			20	U		
lead	1	UJ	t	56	J	t	300	J	t	1	U		1	U		1	U		
magnesium	860	J	t	8570	J	t	38900	J	t	950			850			800			
manganese	12	J	t	326	J	t	2240	J	t	29			5			1			
mercury	0.1	UJ	t	0.2	J	t	0.4	J	t	0.1	U		0.1	U		0.1	U		
nickel	10	UJ	t	110	J	t	80	J	t	10	U		10	U		10	U		
potassium	500	J	t	3000	J	t	16400	J	t	1000			500	U		500	U		
selenium	2	UJ	t	2	UJ	t	10	UJ	t	2	U		2	U		2	U		
silver	3	UJ	t	3	UJ	t	3	UJ	t	3	U		3	U		3	U		
sodium	4290	J	t	9090	J	t	46900	J	t	4370			4170			4090			
thallium	1	UJ	t	1	UJ	t	5	UJ	t	1	U		1	U		1	U		
vanadium	3	UJ	t	97	J	t	149	J	t	3	U		3	U		3	U		
zinc	6	UJ	t	419	J	t	512	J	t	11			6	U		6	U		

Analyte	Sample ID	DN71O		DN71P					
	Field ID	01NE21SW114		01NE09SW110					
	Matrix	WX		WX					
	Date Collected	8/24/01		8/25/01					
	Units	µg/L		µg/L					
		RESULT	Q	RC	RESULT	Q	RC		
aluminum		710			190				
antimony		50	U		50	U			
arsenic		2			1	U			
barium		10			6				
beryllium		1	U		1	U			
cadmium		2	U		2	U			
calcium		11400			1670				
chromium		5	U		5	U			
cobalt		3	U		3	U			
copper		2	U		2	U			
iron		6340			550				
lead		2			1	U			
magnesium		2490			840				
manganese		494			9				
mercury		0.1	U		0.1	U			
nickel		10	U		10	U			
potassium		2600			500	U			
selenium		2	U		2	U			
silver		3	U		3	U			
sodium		38100			4210				
thallium		1	U		1	U			
vanadium		3	U		3	U			
zinc		9			6	U			

Total Metals

DATA SUMMARY TABLE

Analyte	Sample ID	DN73A			DN73C			DN73J			DN73K			DN73L		
	Field ID	01NE30WP101			01NE06WP103			01NE21SW113			01NE24SW214			01NE24SW114		
	Matrix	WX			WX			WX			WX			WX		
	Date Collected	8/25/01			8/25/01			8/24/01			8/24/01			8/24/01		
	Units	µg/L			µg/L			µg/L			µg/L			µg/L		
		RESULT	Q	RC	RESULT	Q	RC	RESULT	Q	RC	RESULT	Q	RC	RESULT	Q	RC
aluminum		8170			78300			110			20			30		
antimony		50	U		50	U		50	U		50	U		50	U	
arsenic		7			22			2			1	U		1	U	
barium		102			406			5			8			10		
beryllium		1	U		4			1	U		1	U		1	U	
cadmium		2	U		6			2	U		2	U		2	U	
calcium		3680			15800			13600			4420			5480		
chromium		30			1220			5	U		5	U		5	U	
cobalt		5			52			3	U		3	U		3	U	
copper		17			260			2	U		20			26		
iron		13500			98800			4170			2440			3060		
lead		7			160			1	U		1	J n		1	UJ n	
magnesium		3970			15600			2960			1060			1340		
manganese		56			1580			687			21			25		
mercury		0.2			0.1			0.1	U		0.1	U		0.1	U	
nickel		90			1680			10	U		10	U		10	U	
potassium		1730			7920			2350			500	U		650		
selenium		2	U		4	U		2	U		2	U		2	U	
silver		3	U		3	U		3	U		3	U		3	U	
sodium		13000			17700			27000			13000			16300		
thallium		1	U		2			1	U		1	U		1	U	
vanadium		20			153			3	U		3	U		3	U	
zinc		146			17700			6	U		47			55		

Analyte	Sample ID	DN76A			DN76B			DN76C			DN76D			DN76E			DN76F		
	Field ID	01NE16SS165			01NE16SS265			01NE16SS166			01NE09SD107			01NE09SD108			01NE30SS101		
Matrix	SX				SX			SX			SX			SX			SX		
Date Collected	8/23/01				8/23/01			8/23/01			8/23/01			8/23/01			8/24/01		
Units	mg/Kg				mg/Kg			mg/Kg			mg/Kg			mg/Kg			mg/Kg		
	RESULT	Q	RC	RESULT	Q	RC	RESULT	Q	RC	RESULT	Q	RC	RESULT	Q	RC	RESULT	Q	RC	
aluminum										7740			20000			19700			
antimony										30	UJ	c	20	UJ	c	10	UJ	c	
arsenic										30	U		20	U		10	U		
barium										72			111			173			
beryllium										0.7			2			0.3			
cadmium										1	U		0.9	U		0.5	U		
calcium										2020			2090			2000			
chromium										5			22			31			
cobalt										2	U		4			5.8			
copper										6			15.9			14.2			
iron										31100			22200			17500			
lead		205			240			42		10	U		27			15			
magnesium										930			2980			4150			
manganese										50.5			125			86.8			
mercury										0.2	U		0.2	U		0.1			
nickel										6	U		10			18			
potassium										290	U		1060			1250			
selenium										30	U		20	U		10	U		
silver										2	U		1	U		0.7	UJ	n	
sodium										180			270			240			
thallium										30	U		20	U		10	U		
vanadium										21			44			44.5			
zinc										15			42			45			

Total Metals

DATA SUMMARY TABLE

Analyte	Sample ID	DN76G			DN76H			DN76I			DN76J			DN76K			DN76L		
	Field ID	01NE30SD101			01NE30SS103			01NE30SS102			01NE09SD109			01NE09SD213			01NE24SD114		
	Matrix	SX			SX			SX			SX			SX			SX		
	Date Collected	8/24/01			8/24/01			8/24/01			8/24/01			8/24/01			8/24/01		
	Units	mg/Kg			mg/Kg			mg/Kg			mg/Kg			mg/Kg			mg/Kg		
		RESULT	Q	RC	RESULT	Q	RC	RESULT	Q	RC	RESULT	Q	RC	RESULT	Q	RC	RESULT	Q	RC
aluminum		21700			640			13200			4640			17400			7110		
antimony		50	J	c	30	UJ	c	15	J	c	250	J	c	30	UJ	c	70	J	c
arsenic		20	U		30	U		6	U		60	U		30	U		50	U	
barium		209			34			85.3			112			92			143		
beryllium		3.3			0.7	U		1		U	1	U		3.3			0.9	U	
cadmium		4			1	U		0.5			7		U	1	U		2	U	
calcium		5440			2530			4040			1910			3540			10200		
chromium		30			3	U		52.1			42			21			13		
cobalt		22			2	U		10.8			38			6			23		
copper		29.8			2			41.3			429			25			368		
iron		105000			6730			26400			483000			22500			56400		
lead		59			10	U		28			630			340			140		
magnesium		4810			1630			7250			1030			3390			1990		
manganese		6480			8			340			970			132			249		
mercury		0.1	U		0.3	U		0.04	U		0.6		U	0.2	U		0.3	U	
nickel		30			7	U		31			110			10			24		
potassium		1510			340	U		2340			970			1120			960		
selenium		20	U		30	U		6	U		60	U		30	U		50	U	
silver		1	U		2	U		0.3	U		3	U		2	U		3	U	
sodium		410			270			222			280			290			670		
thallium		20	U		30	U		6	U		60	U		30	U		50	U	
vanadium		48			4			35.8			3	U		41			30		
zinc		368			9			89			1790			58			1480		

Analyte	Sample ID	DN76M			DN76O			DN76P		
	Field ID	01NE24SD115			01NE30SS201			01NE09SD113		
	Matrix	SX			SX			SX		
	Date Collected	8/24/01			8/24/01			8/24/01		
Units	mg/Kg			mg/Kg			mg/Kg			
	RESULT	Q	RC	RESULT	Q	RC	RESULT	Q	RC	
aluminum	5570			17800			18600			
antimony	11	J	c	9	UJ	c	30	UJ	c	
arsenic	7	U		9	U		30	U		
barium	30.4			160			105			
beryllium	0.6			0.5			3.8			
cadmium	0.5			0.4	U		1			
calcium	1670			1810			3140			
chromium	12.3			28.5			19			
cobalt	6.9			5.3			6			
copper	212			13.7			23			
iron	26100			15200			19600			
lead	49			11			100			
magnesium	1400			3790			3050			
manganese	182			80.3			107			
mercury	0.06	U		0.1			0.2	U		
nickel	18			16			13			
potassium	520			1040			1000			
selenium	7	U		9	U		30	U		
silver	0.4	U		0.6	UJ	n	2	U		
sodium	131			227			210			
thallium	7	U		9	U		30	U		
vanadium	12.7			38.1			35			
zinc	227			42			58			

Total Metals

DATA SUMMARY TABLE

Sample ID	DN88A			DN88C			DN88E			DN88F		
	Field ID			Field ID			Field ID			Field ID		
Matrix	WX			WX			WX			WX		
Date Collected	8/27/01			8/28/01			8/28/01			8/27/01		
Units	µg/L			µg/L			µg/L			µg/L		
Analyte	RESULT	Q	RC	RESULT	Q	RC	RESULT	Q	RC	RESULT	Q	RC
aluminum	25800			820			10600	J	t	14700		
antimony	50	U		50	U		50	UJ	t	50	U	
arsenic	4			3			10	J	t	4		
barium	130			21			126	J	t	130		
beryllium	2			1	U		1	UJ	t	1	U	
cadmium	2	U		2	U		2	UJ	t	2	U	
calcium	4310			1330			7570	J	t	3960		
chromium	14			5	U		255	J	t	14		
cobalt	4			3	U		64	J	t	4		
copper	18			2			67	J	t	11		
iron	18700			7900			47100	J	t	11200		
lead	17			2			40	J	t	6		
magnesium	3620			1420			3770	J	t	3710		
manganese	60			90			593	J	t	105		
mercury	0.2			0.1	U		0.2	J	t	0.1	U	
nickel	10	U		10	U		3540	J	t	10	U	
potassium	2000			1300			5300	J	t	1600		
selenium	2	U		2	U		2	UJ	t	2	U	
silver	3	U		3	U		3	UJ	t	3	U	
sodium	10300			6520			8480	J	t	12600		
thallium	1	U		1	U		1	UJ	t	1	U	
vanadium	35			3	U		79	J	t	29		
zinc	23			6	U		2470	J	t	20		

Totals

DATA SUMMARY TABLE

Sample ID	DY36A	DY36B	DY36C	DY36D	DY36E	DY36F
Field ID	01NE09SD107	01NE09SD108	01NE30SS101	01NE30SD101	01NE30SS103	01NE30SS102
Matrix	SX	SX	SX	SX	SX	SX
Date Collected	8/23/01	8/23/01	8/24/01	8/24/01	8/24/01	8/24/01
Units	mg/Kg	mg/Kg	mg/Kg	mg/Kg	mg/Kg	mg/Kg
Analyte	RESULT Q RC	RESULT Q RC	RESULT Q RC	RESULT Q RC	RESULT Q RC	RESULT Q RC
arsenic	8	5.9	5.3	19.8	2 U	4.4

Total Metals

DATA SUMMARY TABLE

	DY36G	DY36H	DY36I	DY36J	DY36K	DY36L
Sample ID	DY36G	DY36H	DY36I	DY36J	DY36K	DY36L
Field ID	01NE09SD109	01NE09SD213	01NE24SD114	01NE24SD115	01NE30SS201	01NE09SD113
Matrix	SX	SX	SX	SX	SX	SX
Date Collected	8/24/01	8/24/01	8/24/01	8/24/01	8/24/01	8/24/01
Units	mg/Kg	mg/Kg	mg/Kg	mg/Kg	mg/Kg	mg/Kg
Analyte	RESULT Q RC	RESULT Q RC	RESULT Q RC	RESULT Q RC	RESULT Q RC	RESULT Q RC
arsenic	25.7	7.2	11	5.6	3.6	10

Totals

DATA SUMMARY TABLE

	Sample ID	DY38A	DY38B	DY38C			
	Field ID	01NE21SS169	01NE21SS269	01NE09SD114			
	Matrix	SX	SX	SX			
	Date Collected	8/24/01	8/24/01	8/24/01			
	Units	mg/Kg	mg/Kg	mg/Kg			
Analyte		RESULT Q RC	RESULT Q RC	RESULT Q RC			
arsenic		7.4	7	6			

Total Metals

DATA SUMMARY TABLE

Analyte	Sample ID	DY39A			DY39B			DY39C			DY39D			DY39E			DY39F		
	Field ID	01NE21SB169			01NE21SB170			01NE21SS170			01NE21SB171			01NE21SS171			01NE21SS172		
	Matrix	SX			SX			SX			SX			SX			SX		
	Date Collected	8/24/01			8/24/01			8/24/01			8/24/01			8/24/01			8/24/01		
	Units	mg/Kg			mg/Kg			mg/Kg			mg/Kg			mg/Kg			mg/Kg		
		RESULT	Q	RC	RESULT	Q	RC	RESULT	Q	RC	RESULT	Q	RC	RESULT	Q	RC	RESULT	Q	RC
arsenic		3			4			5.9			4.3			6.1			11.5		

Total Values

DATA SUMMARY TABLE

	Sample ID	DY39G	DY39H	DY39I			
	Field ID	01NE21SS173	01NE21SD113	01NE21SD114			
	Matrix	SX	SX	SX			
	Date Collected	8/24/01	8/24/01	8/24/01			
	Units	mg/Kg	mg/Kg	mg/Kg			
Analyte		RESULT Q RC	RESULT Q RC	RESULT Q RC			
arsenic		4.5	12.1	14.7			

Total Metals

DATA SUMMARY TABLE

Analyte	Sample ID	DY41A			DY41B			DY41C			DY41D		
	Field ID	01NE29SD128	01NE29SD128	01NE29SD128	01NE29SD129	01NE29SD129	01NE29SD129	01NE29SD127	01NE29SD127	01NE29SD127	01NE29SD126	01NE29SD126	
	Matrix	SX			SX			SX			SX		
	Date Collected	8/21/01			8/21/01			8/21/01			8/21/01		
	Units	mg/Kg			mg/Kg			mg/Kg			mg/Kg		
		RESULT	Q	RC	RESULT	Q	RC	RESULT	Q	RC	RESULT	Q	RC
arsenic		4.8			2.8			5.7			3.3		

DATA SUMMARY TABLE

	DY42A	DY42B	DY42C	DY42D	DY42E	
Sample ID	DY42A	DY42B	DY42C	DY42D	DY42E	
Field ID	01NE06SD116	01NE06SD117	01NE07SS126	01NE07SD105	01NE07SD104	
Matrix	SX	SX	SX	SX	SX	
Date Collected	8/18/01	8/18/01	8/19/01	8/19/01	8/19/01	
Units	mg/Kg	mg/Kg	mg/Kg	mg/Kg	mg/Kg	
Analyte	RESULT Q RC	RESULT Q RC	RESULT Q RC	RESULT Q RC	RESULT Q RC	
arsenic	1.6	4.1	17.3	4.1	3.3	

General Chemistry

DATA SUMMARY TABLE

Sample ID	DN04A			DN04B			DN04C			DN04D			DN04E			DN04F		
	Field ID	Matrix	Date Collected	Field ID	Matrix	Date Collected	Field ID	Matrix	Date Collected	Field ID	Matrix	Date Collected	Field ID	Matrix	Date Collected	Field ID	Matrix	Date Collected
Analyte	Units	PERCENT	PERCENT	PERCENT	PERCENT	PERCENT	PERCENT	PERCENT	PERCENT	PERCENT	PERCENT	PERCENT	PERCENT	PERCENT	PERCENT	PERCENT	PERCENT	PERCENT
	RESULT	Q	RC	RESULT	Q	RC	RESULT	Q	RC	RESULT	Q	RC	RESULT	Q	RC	RESULT	Q	RC
total organic carbon	4.5			3.5			32			28			34			49		

Sample ID	DN04G			DN04H			DN04I			DN04J			DN04K			DN04L		
	Field ID	Matrix	Date Collected	Field ID	Matrix	Date Collected	Field ID	Matrix	Date Collected	Field ID	Matrix	Date Collected	Field ID	Matrix	Date Collected	Field ID	Matrix	Date Collected
Analyte	PERCENT			PERCENT			PERCENT			PERCENT			PERCENT			PERCENT		
	RESULT	Q	RC	RESULT	Q	RC	RESULT	Q	RC	RESULT	Q	RC	RESULT	Q	RC	RESULT	Q	RC
total organic carbon	44			14			7.4			31			31			19		

General Chemistry

DATA SUMMARY TABLE

	DN04N	DN04O	DN04P	DN04Q	DN04R	DN04S
Sample ID	01NE28SD129	01NE28SD130	01NE28SD131	01NE28SD132	01NE28SD133	01NE28SD134
Field ID	SX	SX	SX	SX	SX	SX
Matrix	8/18/01	8/18/01	8/18/01	8/18/01	8/18/01	8/18/01
Date Collected	PERCENT	PERCENT	PERCENT	PERCENT	PERCENT	PERCENT
Units	RESULT Q RC	RESULT Q RC	RESULT Q RC	RESULT Q RC	RESULT Q RC	RESULT Q RC
Analyte	41	26	7.6	16	21	18
total organic carbon						

Sample ID	DN05A			DN05B			DN05C			DN05D			DN05E			DN05F								
	Field ID	RESULT	Q	RC	Field ID	RESULT	Q	RC	Field ID	RESULT	Q	RC	Field ID	RESULT	Q	RC	Field ID	RESULT	Q	RC				
	01NE28SD153				01NE28SD154				01NE28SD155				01NE28SD156				01NE28SD157				01NE28SD158			
Matrix	SX				SX				SX				SX				SX				SX			
Date Collected	8/19/01				8/19/01				8/19/01				8/19/01				8/19/01				8/19/01			
Units	PERCENT				PERCENT				PERCENT				PERCENT				PERCENT				PERCENT			
Analyte																								
total organic carbon	14				12				10				7.3				4				12			

General Chemistry

DATA SUMMARY TABLE

Sample ID	DN06A			DN06B			DN06C			DN06D			DN06E			DN06F		
	Field ID	Matrix	Date Collected	Field ID	Matrix	Date Collected	Field ID	Matrix	Date Collected	Field ID	Matrix	Date Collected	Field ID	Matrix	Date Collected	Field ID	Matrix	Date Collected
Analyte	Units	PERCENT	PERCENT	PERCENT	PERCENT	PERCENT	PERCENT	PERCENT	PERCENT	PERCENT	PERCENT	PERCENT	PERCENT	PERCENT	PERCENT	PERCENT	PERCENT	PERCENT
	RESULT	Q	RC	RESULT	Q	RC	RESULT	Q	RC	RESULT	Q	RC	RESULT	Q	RC	RESULT	Q	RC
total organic carbon	0.55			9.1			7.5			6.9			10			11		

General Chemistry

DATA SUMMARY TABLE

Sample ID	DN06H	DN06I	DN06J	DN06K	DN06L	DN06M										
Field ID	01NE28SD141	01NE28SD142	01NE28SD143	01NE28SD144	01NE28SD145	01NE28SD146										
Matrix	SX	SX	SX	SX	SX	SX										
Date Collected	8/19/01	8/19/01	8/19/01	8/19/01	8/19/01	8/19/01										
Units	PERCENT	PERCENT	PERCENT	PERCENT	PERCENT	PERCENT										
Analyte	RESULT	Q	RC	RESULT	Q	RC										
total organic carbon	12			13			11			12			12			15

Sample ID	DN07A			DN07C			DN07D			DN07F			DN07G			DN07H		
	Field ID	Matrix	Date Collected	Field ID	Matrix	Date Collected	Field ID	Matrix	Date Collected	Field ID	Matrix	Date Collected	Field ID	Matrix	Date Collected	Field ID	Matrix	Date Collected
Analyte	PERCENT			PERCENT			PERCENT			PERCENT			PERCENT			PERCENT		
	RESULT	Q	RC	RESULT	Q	RC	RESULT	Q	RC	RESULT	Q	RC	RESULT	Q	RC	RESULT	Q	RC
total organic carbon	2			2.6			21			7			30			37		

General Chemistry

DATA SUMMARY TABLE

Analyte	Sample ID	DN07I	DN07J				
	Field ID	01NE28SD115	01NE28SD116	RESULT	Q	RC	
	Matrix	SX	SX				
	Date Collected	8/18/01	8/18/01				
	Units	PERCENT	PERCENT				
total organic carbon		35	3.9				

Sample ID	DN38A			DN38C			DN38D			DN38E			DN38F			DN38G		
	Field ID	Matrix	Date Collected	Field ID	Matrix	Date Collected	Field ID	Matrix	Date Collected	Field ID	Matrix	Date Collected	Field ID	Matrix	Date Collected	Field ID	Matrix	Date Collected
Analyte	Units	PERCENT	PERCENT	PERCENT	PERCENT	PERCENT	PERCENT	PERCENT	PERCENT	PERCENT	PERCENT	PERCENT	PERCENT	PERCENT	PERCENT	PERCENT	PERCENT	PERCENT
	RESULT	Q	RC	RESULT	Q	RC	RESULT	Q	RC	RESULT	Q	RC	RESULT	Q	RC	RESULT	Q	RC
total organic carbon	3.2			0.74			4.7			0.32			0.58			0.5		

General Chemistry

DATA SUMMARY TABLE

Sample ID	DN38H			DN38I			DN38J			DN38K			DN38L			DN38M		
	Field ID	Matrix	Date Collected	Field ID	Matrix	Date Collected	Field ID	Matrix	Date Collected	Field ID	Matrix	Date Collected	Field ID	Matrix	Date Collected	Field ID	Matrix	Date Collected
Analyte	Units	PERCENT	PERCENT	PERCENT	PERCENT	PERCENT	PERCENT	PERCENT	PERCENT	PERCENT	PERCENT	PERCENT	PERCENT	PERCENT	PERCENT	PERCENT	PERCENT	PERCENT
	RESULT	Q	RC	RESULT	Q	RC	RESULT	Q	RC	RESULT	Q	RC	RESULT	Q	RC	RESULT	Q	RC
total organic carbon	2.6			1.3			3			3.1			11			9.1		

DATA SUMMARY TABLE

Sample ID	DN39A			DN39B			DN39C			DN39D			DN39E			DN39G								
	Field ID	Result	Q	RC	Field ID	Result	Q	RC	Field ID	Result	Q	RC	Field ID	Result	Q	RC	Field ID	Result	Q	RC				
	01NE28SD159				01NE28SD160				01NE28SD161				01NE28SD163				01NE28SD164				01NE28SD171			
Matrix	SX				SX				SX				SX				SX				SX			
Date Collected	8/20/01				8/20/01				8/20/01				8/20/01				8/20/01				8/20/01			
Units	PERCENT			PERCENT			PERCENT			PERCENT			PERCENT			PERCENT			PERCENT					
Analyte	RESULT	Q	RC	RESULT	Q	RC	RESULT	Q	RC	RESULT	Q	RC	RESULT	Q	RC	RESULT	Q	RC	RESULT	Q	RC	RESULT	Q	RC
total organic carbon	5.3			4.5			3.9			4.1			4			24								

General Chemistry

DATA SUMMARY TABLE

	DN39H	DN39I	DN39J	DN39K	DN39L	DN39O
Sample ID	DN39H	DN39I	DN39J	DN39K	DN39L	DN39O
Field ID	01NE28SD172	01NE28SD173	01NE28SD174	01NE28SD175	01NE28SD176	01NE28SD177
Matrix	SX	SX	SX	SX	SX	SX
Date Collected	8/20/01	8/20/01	8/20/01	8/20/01	8/20/01	8/20/01
Units	PERCENT	PERCENT	PERCENT	PERCENT	PERCENT	PERCENT
Analyte	RESULT Q RC	RESULT Q RC	RESULT Q RC	RESULT Q RC	RESULT Q RC	RESULT Q RC
total organic carbon	25	16	10	22	43	21

Analyte	Sample ID	DN39P			DN39Q			DN39R			DN39S			DN39T		
	Field ID	01NE28SD178			01NE28SD179			01NE28SD180			01NE28SD181			01NE28SD182		
	Matrix	SX			SX			SX			SX			SX		
	Date Collected	8/20/01			8/20/01			8/20/01			8/20/01			8/20/01		
	Units	PERCENT			PERCENT			PERCENT			PERCENT			PERCENT		
		RESULT	Q	RC	RESULT	Q	RC	RESULT	Q	RC	RESULT	Q	RC	RESULT	Q	RC
total organic carbon		9.7			4.5			3.4			3.4			11		

General Chemistry

DATA SUMMARY TABLE

Sample ID	DN40A			DN40B			DN40C			DN40G			DN40H			DN40I								
	Field ID	Result	Q	RC	Field ID	Result	Q	RC	Field ID	Result	Q	RC	Field ID	Result	Q	RC	Field ID	Result	Q	RC				
	01NE29SD123				01NE29SD124				01NE29SD125				01NE29SD120				01NE29SD121				01NE29SD122			
Matrix	SX				SX				SX				SX				SX				SX			
Date Collected	8/21/01				8/21/01				8/21/01				8/21/01				8/21/01				8/21/01			
Units	PERCENT				PERCENT				PERCENT				PERCENT				PERCENT				PERCENT			
Analyte	RESULT Q RC				RESULT Q RC				RESULT Q RC				RESULT Q RC				RESULT Q RC				RESULT Q RC			
total organic carbon	8.9				5.2				3.9				0.27				0.19				1.1			

Sample ID	DN55I			DN55J			DN55K			DN55L		
	Field ID	Matrix	Date Collected	Field ID	Matrix	Date Collected	Field ID	Matrix	Date Collected	Field ID	Matrix	Date Collected
Analyte	PERCENT			PERCENT			PERCENT			PERCENT		
	RESULT	Q	RC	RESULT	Q	RC	RESULT	Q	RC	RESULT	Q	RC
total organic carbon	1.7			5.7			6.4			7.2		

General Chemistry

DATA SUMMARY TABLE

	Sample ID	DN68F				
	Field ID	01NE09SD114				
	Matrix	SX				
	Date Collected	8/24/01				
	Units	PERCENT				
Analyte		RESULT	Q	RC		
total organic carbon		18				

	Sample ID	DN76P				
	Field ID	01NE09SD113				
	Matrix	SX				
	Date Collected	8/24/01				
	Units	PERCENT				
Analyte	RESULT	Q	RC			
total organic carbon	28					

Appendix D

Data Quality Summary

by Analysis Type

Data Quality Summary

BTEX

	Data Points	% of Data	% of Qualified Data	Bias (low/none/high)
TOTAL DATA POINTS:	265	-	-	-
TOTAL QUALIFIED DATA POINTS:	74	27.9%	-	-
TOTAL REJECTED DATA POINTS:	0	0.0%	-	-
Qualified/Rejected as a result of:				
k - The analyte was found in the field blank	44	16.6%	59.5%	H
b - Surrogate spike recovery outside control limits	15	5.7%	20.3%	L
t - Sample temperature outside acceptance criteria	10	3.8%	13.5%	L
p - Sample was not properly collected, preserved or shipped	5	1.9%	6.8%	L

Data Quality Summary

Gasoline Range Organics

	Data Points	% of Data	% of Qualified Data	Bias (low/none/high)
TOTAL DATA POINTS:	85	-	-	-
TOTAL QUALIFIED DATA POINTS:	6	7.1%	-	-
TOTAL REJECTED DATA POINTS:	0	0.0%	-	-
Qualified/Rejected as a result of:				
t - Sample temperature outside acceptance criteria	2	2.4%	33.3%	L
a - The analyte was found in the method blank	2	2.4%	33.3%	H
e - Holding time exceeded	1	1.2%	16.7%	L
b - Surrogate spike recovery outside control limits	1	1.2%	16.7%	L

Data Quality Summary

Diesel / Residual Range Organics

	Data Points	% of Data	% of Qualified Data	Bias (low/none/high)
TOTAL DATA POINTS:	585	-	-	-
TOTAL QUALIFIED DATA POINTS:	131	22.4%	-	-
TOTAL REJECTED DATA POINTS:	0	0.0%	-	-
Qualified/Rejected as a result of:				
e - Holding time exceeded	56	9.6%	42.7%	L
b - Surrogate spike recovery outside control limits	33	5.6%	25.2%	L
o - Result reported exceeds calibration range	10	1.7%	7.6%	N
t - Sample temperature outside acceptance criteria	6	1.0%	4.6%	L
f - Laboratory duplicate failed precision criteria	5	0.9%	3.8%	N
n - Field duplicate precision problem	4	0.7%	3.1%	N
m - Numerical value is between the MDL and RL	4	0.7%	3.1%	N
b,e - Multiple Reasons	4	0.7%	3.1%	L
a - The analyte was found in the method blank	3	0.5%	2.3%	H
c,f - Multiple Reasons	2	0.3%	1.5%	N
m,n - Multiple Reasons	1	0.2%	0.8%	N
c,f,n - Multiple Reasons	1	0.2%	0.8%	N
c,f - Multiple Reasons	1	0.2%	0.8%	H
b,o - Multiple Reasons	1	0.2%	0.8%	L

Data Quality Summary

Organochlorine Pesticides / PCBs

	Data Points	% of Data	% of Qualified Data	Bias (low/none/high)
TOTAL DATA POINTS:	2393	-	-	-
TOTAL QUALIFIED DATA POINTS:	458	19.1%	-	-
TOTAL REJECTED DATA POINTS:	0	0.0%	-	-
Qualified/Rejected as a result of:				
b - Surrogate spike recovery outside control limits	339	14.2%	74.0%	L
b,c - Multiple Reasons	1	0.0%	0.2%	H
b,o - Multiple Reasons	2	0.1%	0.4%	L
e - Holding time exceeded	112	4.7%	24.5%	L
o - Result reported exceeds calibration range	4	0.2%	0.9%	N

Data Quality Summary

Polynuclear Aromatic Hydrocarbons

	Data Points	% of Data	% of Qualified Data	Bias (low/none/high)
TOTAL DATA POINTS:	3564	-	-	-
TOTAL QUALIFIED DATA POINTS:	609	17.1%	-	-
TOTAL REJECTED DATA POINTS:	0	0.0%	-	-
Qualified/Rejected as a result of:				
b - Surrogate spike recovery outside control limits	214	6.0%	35.1%	L
b,e - Multiple Reasons	18	0.5%	3.0%	L
b,n - Multiple Reasons	2	0.1%	0.3%	L
c - MS/MSD recovery outside control limits	1	0.0%	0.2%	H
c,f - Multiple Reasons	2	0.1%	0.3%	N
d - Laboratory Control Sample (LCS) outside control limits	1	0.0%	0.2%	H
e - Holding time exceeded	215	6.0%	35.3%	L
e,b - Multiple Reasons	18	0.5%	3.0%	L
e,o - Multiple Reasons	1	0.0%	0.2%	L
f - Laboratory duplicate failed precision criteria	2	0.1%	0.3%	N
m,n - Multiple Reasons	1	0.0%	0.2%	N
n - Field duplicate precision problem	98	2.7%	16.1%	N
n,o - Multiple Reasons	3	0.1%	0.5%	N
o - Result reported exceeds calibration range	33	0.9%	5.4%	N

Data Quality Summary

Semivolatile Organics

	Data Points	% of Data	% of Qualified Data	Bias (low/none/high)
TOTAL DATA POINTS:	263	-	-	-
TOTAL QUALIFIED DATA POINTS:	3	1.1%	-	-
TOTAL REJECTED DATA POINTS:	0	0.0%	-	-
Qualified/Rejected as a result of:				
a - The analyte was found in the method blank	3	1.1%	100.0%	H

Data Quality Summary

Volatile Organics

	Data Points	% of Data	% of Qualified Data	Bias (low/none/high)
TOTAL DATA POINTS:	3231	-	-	-
TOTAL QUALIFIED DATA POINTS:	375	11.6%	-	-
TOTAL REJECTED DATA POINTS:	0	0.0%	-	-
Qualified/Rejected as a result of:				
p - Sample was not properly collected, preserved or shipped	345	10.7%	92.0%	L
n - Field duplicate precision problem	12	0.4%	3.2%	N
a - The analyte was found in the method blank	7	0.2%	1.9%	H
m - Numerical value is between the MDL and RL	4	0.1%	1.1%	N
m,p - Multiple Reasons	3	0.1%	0.8%	N
m,n - Multiple Reasons	2	0.1%	0.5%	N
k - The analyte was found in the field blank	1	0.0%	0.3%	H
c,f,n - Multiple Reasons	1	0.0%	0.3%	N

Data Quality Summary

Total Metals

	Data Points	% of Data	% of Qualified Data	Bias (low/none/high)
TOTAL DATA POINTS:	1947	-	-	
TOTAL QUALIFIED DATA POINTS:	204	10.5%	-	
TOTAL REJECTED DATA POINTS:	4	0.2%	-	
Qualified/Rejected as a result of:				
t - Sample temperature outside acceptance criteria	138	7.1%	66.3%	L
m - Numerical value is between the MDL and RL	30	1.5%	14.4%	N
c - MS/MSD recovery outside control limits	13	0.7%	6.3%	L
n - Field duplicate precision problem	11	0.6%	5.3%	N
f - Laboratory duplicate failed precision criteria	9	0.5%	4.3%	N
f,n - Multiple Reasons	1	0.1%	0.5%	N
c - MS/MSD recovery outside control limits	1	0.1%	0.5%	H
a - The analyte was found in the method blank	1	0.1%	0.5%	H

Data Quality Summary

Total Organic Carbon

	Data Points	% of Data	% of Qualified Data	Bias (low/none/high)
TOTAL DATA POINTS:	92	-	-	
TOTAL QUALIFIED DATA POINTS:	0	0.0%	-	
TOTAL REJECTED DATA POINTS:	0	0.0%	-	

Qualified/Rejected as a result of:

No Qualified Data

Appendix E

Sample Table
Qualified Data Tables
by Data Quality Indicator and Analysis Type

Table 1 - Samples List

NE Cape HTRW - St. Lawrence Island

The following samples were collected and analyzed by all applicable methods:

Laboratory:		ARI		(Primary Laboratory)						
SDG:		DK21								
Date Rec'd:		7/25/01								
Lab ID	Field ID	Field QC ID	Date Collected	Matrix	Temp Blank °C:	Cooler °C:	Q	Bias	RC	
BTEX										
DK21A	01NE35GW102	QC Dup of 01NE35GW101	7/24/01	WX	2	NR*	none			
DK21C	01NE35TB101	Trip Blank	7/24/01	WX	2	NR*	none			
Diesel / Residual Range Organics										
DK21A	01NE35GW102	QC Dup of 01NE35GW101	7/24/01	WX	2.0	NR*	none			
DK21ARE	01NE35GW102	QC Dup of 01NE35GW101	7/24/01	WX	2.0	NR*	none			
Dissolved Metals										
DK21B	01NE35GW102	QC Dup of 01NE35GW101	7/24/01	WX	2	NR*	none			
Gasoline Range Organics										
DK21A	01NE35GW102	QC Dup of 01NE35GW101	7/24/01	WX	2	NR*	none			
DK21C	01NE35TB101	Trip Blank	7/24/01	WX	2	NR*	none			
Total Metals										
DK21A	01NE35GW102	QC Dup of 01NE35GW101	7/24/01	WX	2	NR*	none			
SDG:		DK48								
Date Rec'd:		7/27/01								
Lab ID	Field ID	Field QC ID	Date Collected	Matrix	Temp Blank °C:	Cooler °C:	Q	Bias	RC	
BTEX										
DK48A	01NE35GW101	Primary Sample	7/25/01	WX	2.0	NR*	none			
DK48B	01NE35GW103		7/25/01	WX	2.0	NR*	none			
DK48C	01NE35GW104		7/26/01	WX	2.0	NR*	none			
DK48D	01NE35GW201	QC Dup of 01NE35GW101	7/25/01	WX	2.0	NR*	none			
DK48E	01NE35TB102	Trip Blank	7/25/01	WX	2.0	NR*	none			
Diesel / Residual Range Organics										
DK48A	01NE35GW101	Primary Sample	7/25/01	WX	2.0	NR*	none			
DK48ARE	01NE35GW101	Primary Sample	7/25/01	WX	2.0	NR*	none			
DK48B	01NE35GW103		7/25/01	WX	2.0	NR*	none			
DK48BRE	01NE35GW103		7/25/01	WX	2.0	NR*	none			
DK48C	01NE35GW104		7/26/01	WX	2.0	NR*	none			
DK48CRE	01NE35GW104		7/26/01	WX	2.0	NR*	none			
DK48D	01NE35GW201	QC Dup of 01NE35GW101	7/25/01	WX	2.0	NR*	none			
DK48DRE	01NE35GW201		7/25/01	WX	2.0	NR*	none			
Dissolved Metals										
DK48F	01NE35GW101	Primary Sample	7/25/01	WX	2.0	NR*	none			
DK48G	01NE35GW103		7/25/01	WX	2.0	NR*	none			
DK48H	01NE35GW104		7/26/01	WX	2.0	NR*	none			

Table 1 - Samples List

NE Cape HTRW - St. Lawrence Island

Laboratory: ARI (Primary Laboratory)

SDG: DK48

Date Rec'd: 7/27/01

Lab ID	Field ID	Field QC ID	Date Collected	Matrix	Temp Blank °C:	Cooler °C:	Q ¹	Bias	RC
--------	----------	-------------	----------------	--------	----------------	------------	----------------	------	----

Gasoline Range Organics

DK48A	01NE35GW101	Primary Sample	7/25/01	WX	2.0	NR*	none		
DK48B	01NE35GW103		7/25/01	WX	2.0	NR*	none		
DK48C	01NE35GW104		7/26/01	WX	2.0	NR*	none		
DK48D	01NE35GW201	QC Dup of 01NE35GW101	7/25/01	WX	2.0	NR*	none		
DK48E	01NE35TB102	Trip Blank	7/25/01	WX	2.0	NR*	none		

Total Metals

DK48A	01NE35GW101	Primary Sample	7/25/01	WX	2.0	NR*	none		
DK48B	01NE35GW103		7/25/01	WX	2.0	NR*	none		
DK48C	01NE35GW104		7/26/01	WX	2.0	NR*	none		

SDG: DN03

Date Rec'd: 8/21/01

Lab ID	Field ID	Field QC ID	Date Collected	Matrix	Temp Blank °C:	Cooler °C:	Q ¹	Bias	RC
--------	----------	-------------	----------------	--------	----------------	------------	----------------	------	----

Diesel / Residual Range Organics

DN03A	01NE28SW115		8/19/01	WX	0.5	NR*	none		
DN03B	01NE28SW211	QC Dup of 01NE28SW111	8/18/01	WX	2.5	NR*	none		
DN03C	01NE28SW113		8/18/01	WX	2.5	NR*	none		
DN03D	01NE28SW111	Primary Sample	8/18/01	WX	1.5	NR*	none		
DN03E	01NE28SW112		8/18/01	WX	1.5	NR*	none		
DN03F	01NE28SW114		8/19/01	WX	1.5	NR*	none		
DN03G	01NE07SW104		8/19/01	WX	2.0	NR*	none		
DN03J	01NE07SW105		8/19/01	WX	1.0	NR*	none		

Gasoline Range Organics

DN03H	01NE07SW104		8/19/01	WX	2.0	NR*	none		
DN03I	01NE00TB102	Trip Blank	8/19/01	WX	1.0	NR*	none		
DN03J	01NE07SW105		8/19/01	WX	1.0	NR*	none		

Polychlorinated Biphenyls

DN03A	01NE28SW115		8/19/01	WX	0.5	NR*	none		
DN03B	01NE28SW211	QC Dup of 01NE28SW111	8/18/01	WX	2.5	NR*	none		
DN03C	01NE28SW113		8/18/01	WX	2.5	NR*	none		
DN03D	01NE28SW111	Primary Sample	8/18/01	WX	1.5	NR*	none		
DN03E	01NE28SW112		8/18/01	WX	1.5	NR*	none		
DN03F	01NE28SW114		8/19/01	WX	1.5	NR*	none		
DN03G	01NE07SW104		8/19/01	WX	2.0	NR*	none		
DN03J	01NE07SW105		8/19/01	WX	1.0	NR*	none		

Polynuclear Aromatic Hydrocarbons

DN03G	01NE07SW104		8/19/01	WX	2.0	NR*	none		
DN03J	01NE07SW105		8/19/01	WX	1.0	NR*	none		

Total Metals

DN03G	01NE07SW104		8/19/01	WX	2.0	NR*	none		
DN03J	01NE07SW105		8/19/01	WX	1.0	NR*	J/UJ	L	t

Prepared by *ETHIX*

3/19/02

E-1-2

Table 1 - Samples List
NE Cape HTRW - St. Lawrence Island

Table 1 - Samples List

NE Cape HTRW - St. Lawrence Island

Laboratory: **ARI** (Primary Laboratory)

SDG: **DN03**

Date Rec'd: **8/21/01**

Lab ID	Field ID	Field QC ID	Date Collected	Matrix	Temp Blank °C:	Cooler °C:	Q ¹	Bias	RC
Volatile Organics									
DN03H	01NE07SW104		8/19/01	WX	2.0	NR*	none		
DN03I	01NE00TB102	Trip Blank	8/19/01	WX	1.0	NR*	none		
DN03J	01NE07SW105		8/19/01	WX	1.0	NR*	none		

SDG: **DN04**

Date Rec'd: **8/21/01**

Lab ID	Field ID	Field QC ID	Date Collected	Matrix	Temp Blank °C:	Cooler °C:	Q ¹	Bias	RC
Diesel / Residual Range Organics									
DN04A	01NE28SD117		8/18/01	SX	2.0	NR*	none		
DN04B	01NE28SD118		8/18/01	SX	2.0	NR*	none		
DN04C	01NE28SD119		8/18/01	SX	2.0	NR*	none		
DN04D	01NE28SD120		8/18/01	SX	2.0	NR*	none		
DN04D-RE	01NE28SD120		8/18/01	SX	2.0	NR*	none		
DN04E	01NE28SD121		8/18/01	SX	2.0	NR*	none		
DN04F	01NE28SD122		8/18/01	SX	2.0	NR*	none		
DN04F-RE	01NE28SD122		8/18/01	SX	2.0	NR*	none		
DN04G	01NE28SD123		8/18/01	SX	1.0	NR*	none		
DN04G-RE	01NE28SD123		8/18/01	SX	1.0	NR*	none		
DN04H	01NE28SD124		8/18/01	SX	1.0	NR*	none		
DN04I	01NE28SD125	Primary Sample	8/18/01	SX	1.0	NR*	none		
DN04J	01NE28SD126		8/18/01	SX	1.0	NR*	none		
DN04K	01NE28SD127		8/18/01	SX	1.0	NR*	none		
DN04L	01NE28SD128		8/18/01	SX	1.0	NR*	none		
DN04M	01NE28SD225	QC Dup of 01NE28SD125	8/18/01	SX	1.0	NR*	none		
DN04N	01NE28SD129		8/18/01	SX	2.0	NR*	none		
DN04O	01NE28SD130		8/18/01	SX	2.0	NR*	none		
DN04P	01NE28SD131		8/18/01	SX	2.0	NR*	none		
DN04Q	01NE28SD132		8/18/01	SX	2.0	NR*	none		
DN04R	01NE28SD133		8/18/01	SX	2.0	NR*	none		
DN04S	01NE28SD134		8/18/01	SX	2.0	NR*	none		

Table 1 - Samples List

NE Cape HTRW - St. Lawrence Island

Laboratory: **ARI** **(Primary Laboratory)**

SDG: **DN04**

Date Rec'd: **8/21/01**

Lab ID	Field ID	Field QC ID	Date Collected	Matrix	Temp Blank °C:	Cooler °C:	Q ¹	Bias	RC
General Chemistry									
DN04A	01NE28SD117		8/18/01	SX	2.0	NR*	none		
DN04B	01NE28SD118		8/18/01	SX	2.0	NR*	none		
DN04C	01NE28SD119		8/18/01	SX	2.0	NR*	none		
DN04D	01NE28SD120		8/18/01	SX	2.0	NR*	none		
DN04E	01NE28SD121		8/18/01	SX	2.0	NR*	none		
DN04F	01NE28SD122		8/18/01	SX	2.0	NR*	none		
DN04G	01NE28SD123		8/18/01	SX	1.0	NR*	none		
DN04H	01NE28SD124		8/18/01	SX	1.0	NR*	none		
DN04I	01NE28SD125	Primary Sample	8/18/01	SX	1.0	NR*	none		
DN04J	01NE28SD126		8/18/01	SX	1.0	NR*	none		
DN04K	01NE28SD127		8/18/01	SX	1.0	NR*	none		
DN04L	01NE28SD128		8/18/01	SX	1.0	NR*	none		
DN04N	01NE28SD129		8/18/01	SX	2.0	NR*	none		
DN04O	01NE28SD130		8/18/01	SX	2.0	NR*	none		
DN04P	01NE28SD131		8/18/01	SX	2.0	NR*	none		
DN04Q	01NE28SD132		8/18/01	SX	2.0	NR*	none		
DN04R	01NE28SD133		8/18/01	SX	2.0	NR*	none		
DN04S	01NE28SD134		8/18/01	SX	2.0	NR*	none		
Polychlorinated Biphenyls									
DN04A	01NE28SD117		8/18/01	SX	2.0	NR*	none		
DN04B	01NE28SD118		8/18/01	SX	2.0	NR*	none		
DN04C	01NE28SD119		8/18/01	SX	2.0	NR*	none		
DN04D	01NE28SD120		8/18/01	SX	2.0	NR*	none		
DN04E	01NE28SD121		8/18/01	SX	2.0	NR*	none		
DN04F	01NE28SD122		8/18/01	SX	2.0	NR*	none		
DN04G	01NE28SD123		8/18/01	SX	1.0	NR*	none		
DN04H	01NE28SD124		8/18/01	SX	1.0	NR*	none		
DN04I	01NE28SD125	Primary Sample	8/18/01	SX	1.0	NR*	none		
DN04J	01NE28SD126		8/18/01	SX	1.0	NR*	none		
DN04K	01NE28SD127		8/18/01	SX	1.0	NR*	none		
DN04L	01NE28SD128		8/18/01	SX	1.0	NR*	none		
DN04M	01NE28SD225	QC Dup of 01NE28SD125	8/18/01	SX	1.0	NR*	none		
DN04N	01NE28SD129		8/18/01	SX	2.0	NR*	none		
DN04O	01NE28SD130		8/18/01	SX	2.0	NR*	none		
DN04P	01NE28SD131		8/18/01	SX	2.0	NR*	none		
DN04P-RE	01NE28SD131		8/18/01	SX	2.0	NR*	none		
DN04Q	01NE28SD132		8/18/01	SX	2.0	NR*	none		
DN04R	01NE28SD133		8/18/01	SX	2.0	NR*	none		
DN04S	01NE28SD134		8/18/01	SX	2.0	NR*	none		

Table 1 - Samples List

NE Cape HTRW - St. Lawrence Island

Laboratory: **ARI** (Primary Laboratory)

SDG: **DN04**

Date Rec'd: **8/21/01**

Lab ID	Field ID	Field QC ID	Date Collected	Matrix	Temp Blank °C:	Cooler °C:	Q	Bias	RC
Polynuclear Aromatic Hydrocarbons									
DN04A	01NE28SD117		8/18/01	SX	2.0	NR*	none		
DN04B	01NE28SD118		8/18/01	SX	2.0	NR*	none		
DN04C	01NE28SD119		8/18/01	SX	2.0	NR*	none		
DN04D	01NE28SD120		8/18/01	SX	2.0	NR*	none		
DN04D-DL	01NE28SD120		8/18/01	SX	2.0	NR*	none		
DN04E	01NE28SD121		8/18/01	SX	2.0	NR*	none		
DN04F	01NE28SD122		8/18/01	SX	2.0	NR*	none		
DN04G	01NE28SD123		8/18/01	SX	1.0	NR*	none		
DN04G-DL	01NE28SD123		8/18/01	SX	1.0	NR*	none		
DN04H	01NE28SD124		8/18/01	SX	1.0	NR*	none		
DN04H-DL	01NE28SD124		8/18/01	SX	1.0	NR*	none		
DN04I	01NE28SD125	Primary Sample	8/18/01	SX	1.0	NR*	none		
DN04I-DL	01NE28SD125	Primary Sample	8/18/01	SX	1.0	NR*	none		
DN04J	01NE28SD126		8/18/01	SX	1.0	NR*	none		
DN04K	01NE28SD127		8/18/01	SX	1.0	NR*	none		
DN04K-DL	01NE28SD127		8/18/01	SX	1.0	NR*	none		
DN04L	01NE28SD128		8/18/01	SX	1.0	NR*	none		
DN04M	01NE28SD225	QC Dup of 01NE28SD125	8/18/01	SX	1.0	NR*	none		
DN04M-DL	01NE28SD225	QC Dup of 01NE28SD125	8/18/01	SX	1.0	NR*	none		
DN04N	01NE28SD129		8/18/01	SX	2.0	NR*	none		
DN04N-DL	01NE28SD129		8/18/01	SX	2.0	NR*	none		
DN04O	01NE28SD130		8/18/01	SX	2.0	NR*	none		
DN04P	01NE28SD131		8/18/01	SX	2.0	NR*	none		
DN04Q	01NE28SD132		8/18/01	SX	2.0	NR*	none		
DN04R	01NE28SD133		8/18/01	SX	2.0	NR*	none		
DN04S	01NE28SD134		8/18/01	SX	2.0	NR*	none		
DN04S-RE	01NE28SD134		8/18/01	SX	2.0	NR*	none		
DN04S-REDL	01NE28SD134		8/18/01	SX	2.0	NR*	none		

Table 1 - Samples List
NE Cape HTRW - St. Lawrence Island

Laboratory: **ARI** (Primary Laboratory)

SDG: **DN04**

Date Rec'd: **8/21/01**

Lab ID	Field ID	Field QC ID	Date Collected	Matrix	Temp Blank °C:	Cooler °C:	Q ¹	Bias	RC
--------	----------	-------------	----------------	--------	----------------	------------	----------------	------	----

Total Metals

DN04A	01NE28SD117		8/18/01	SX	2.0	NR*	none		
DN04B	01NE28SD118		8/18/01	SX	2.0	NR*	none		
DN04C	01NE28SD119		8/18/01	SX	2.0	NR*	none		
DN04D	01NE28SD120		8/18/01	SX	2.0	NR*	none		
DN04E	01NE28SD121		8/18/01	SX	2.0	NR*	none		
DN04F	01NE28SD122		8/18/01	SX	2.0	NR*	none		
DN04G	01NE28SD123		8/18/01	SX	1.0	NR*	none		
DN04H	01NE28SD124		8/18/01	SX	1.0	NR*	none		
DN04I	01NE28SD125	Primary Sample	8/18/01	SX	1.0	NR*	none		
DN04J	01NE28SD126		8/18/01	SX	1.0	NR*	none		
DN04K	01NE28SD127		8/18/01	SX	1.0	NR*	none		
DN04L	01NE28SD128		8/18/01	SX	1.0	NR*	none		
DN04M	01NE28SD225	QC Dup of 01NE28SD125	8/18/01	SX	1.0	NR*	none		
DN04N	01NE28SD129		8/18/01	SX	2.0	NR*	none		
DN04O	01NE28SD130		8/18/01	SX	2.0	NR*	none		
DN04P	01NE28SD131		8/18/01	SX	2.0	NR*	none		
DN04Q	01NE28SD132		8/18/01	SX	2.0	NR*	none		
DN04R	01NE28SD133		8/18/01	SX	2.0	NR*	none		
DN04S	01NE28SD134		8/18/01	SX	2.0	NR*	none		

SDG: **DN05**

Date Rec'd: **8/21/01**

Lab ID	Field ID	Field QC ID	Date Collected	Matrix	Temp Blank °C:	Cooler °C:	Q ¹	Bias	RC
--------	----------	-------------	----------------	--------	----------------	------------	----------------	------	----

Diesel / Residual Range Organics

DN05A	01NE28SD153	Primary Sample	8/19/01	SX	5.5	NR*	none		
DN05B	01NE28SD154		8/19/01	SX	5.5	NR*	none		
DN05C	01NE28SD155		8/19/01	SX	5.5	NR*	none		
DN05D	01NE28SD156		8/19/01	SX	5.5	NR*	none		
DN05E	01NE28SD157	Primary Sample	8/19/01	SX	5.5	NR*	none		
DN05F	01NE28SD158		8/19/01	SX	5.5	NR*	none		
DN05G	01NE28SD253	QC Dup of 01NE28SD153	8/19/01	SX	5.5	NR*	none		
DN05H	01NE28SD257	QC Dup of 01NE28SD157	8/19/01	SX	5.5	NR*	none		

General Chemistry

DN05A	01NE28SD153	Primary Sample	8/19/01	SX	5.5	NR*	none		
DN05B	01NE28SD154		8/19/01	SX	5.5	NR*	none		
DN05C	01NE28SD155		8/19/01	SX	5.5	NR*	none		
DN05D	01NE28SD156		8/19/01	SX	5.5	NR*	none		
DN05E	01NE28SD157	Primary Sample	8/19/01	SX	5.5	NR*	none		
DN05F	01NE28SD158		8/19/01	SX	5.5	NR*	none		

Table 1 - Samples List

NE Cape HTRW - St. Lawrence Island

Laboratory: **ARI** (Primary Laboratory)

SDG: **DN05**

Date Rec'd: **8/21/01**

Lab ID	Field ID	Field QC ID	Date Collected	Matrix	Temp Blank °C:	Cooler °C:	Q ¹	Bias	RC
Polychlorinated Biphenyls									
DN05A	01NE28SD153	Primary Sample	8/19/01	SX	5.5	NR*	none		
DN05B	01NE28SD154		8/19/01	SX	5.5	NR*	none		
DN05C	01NE28SD155		8/19/01	SX	5.5	NR*	none		
DN05D	01NE28SD156		8/19/01	SX	5.5	NR*	none		
DN05E	01NE28SD157	Primary Sample	8/19/01	SX	5.5	NR*	none		
DN05F	01NE28SD158		8/19/01	SX	5.5	NR*	none		
DN05G	01NE28SD253	QC Dup of 01NE28SD153	8/19/01	SX	5.5	NR*	none		
DN05H	01NE28SD257	QC Dup of 01NE28SD157	8/19/01	SX	5.5	NR*	none		
Polynuclear Aromatic Hydrocarbons									
DN05A	01NE28SD153	Primary Sample	8/19/01	SX	5.5	NR*	none		
DN05B	01NE28SD154		8/19/01	SX	5.5	NR*	none		
DN05B-DL	01NE28SD154		8/19/01	SX	5.5	NR*	none		
DN05C	01NE28SD155		8/19/01	SX	5.5	NR*	none		
DN05C-DL	01NE28SD155		8/19/01	SX	5.5	NR*	none		
DN05D	01NE28SD156		8/19/01	SX	5.5	NR*	none		
DN05D-DL	01NE28SD156		8/19/01	SX	5.5	NR*	none		
DN05E	01NE28SD157	Primary Sample	8/19/01	SX	5.5	NR*	none		
DN05F	01NE28SD158		8/19/01	SX	5.5	NR*	none		
DN05F-DL	01NE28SD158		8/19/01	SX	5.5	NR*	none		
DN05G	01NE28SD253	QC Dup of 01NE28SD153	8/19/01	SX	5.5	NR*	none		
DN05H	01NE28SD257	QC Dup of 01NE28SD157	8/19/01	SX	5.5	NR*	none		
Total Metals									
DN05A	01NE28SD153	Primary Sample	8/19/01	SX	5.5	NR*	none		
DN05B	01NE28SD154		8/19/01	SX	5.5	NR*	none		
DN05C	01NE28SD155		8/19/01	SX	5.5	NR*	none		
DN05D	01NE28SD156		8/19/01	SX	5.5	NR*	none		
DN05E	01NE28SD157	Primary Sample	8/19/01	SX	5.5	NR*	none		
DN05F	01NE28SD158		8/19/01	SX	5.5	NR*	none		
DN05G	01NE28SD253	QC Dup of 01NE28SD153	8/19/01	SX	5.5	NR*	none		
DN05H	01NE28SD257	QC Dup of 01NE28SD157	8/19/01	SX	5.5	NR*	none		

Table 1 - Samples List
NE Cape HTRW - St. Lawrence Island

Laboratory: **ARI** (Primary Laboratory)

SDG: **DN06**

Date Rec'd: **8/21/01**

Lab ID	Field ID	Field QC ID	Date Collected	Matrix	Temp Blank °C:	Cooler °C:	Q	Bias	RC
Diesel / Residual Range Organics									
DN06A	01NE28SD135		8/19/01	SX	3.5	NR*	none		
DN06B	01NE28SD136		8/19/01	SX	3.5	NR*	none		
DN06C	01NE28SD137		8/19/01	SX	3.5	NR*	none		
DN06D	01NE28SD138		8/19/01	SX	3.5	NR*	none		
DN06E	01NE28SD139	Primary Sample	8/19/01	SX	3.5	NR*	none		
DN06F	01NE28SD140		8/19/01	SX	3.5	NR*	none		
DN06G	01NE28SD239	QC Dup of 01NE28SD139	8/19/01	SX	3.5	NR*	none		
DN06H	01NE28SD141		8/19/01	SX	1.5	NR*	none		
DN06I	01NE28SD142		8/19/01	SX	1.5	NR*	none		
DN06J	01NE28SD143		8/19/01	SX	1.5	NR*	none		
DN06K	01NE28SD144		8/19/01	SX	1.5	NR*	none		
DN06L	01NE28SD145		8/19/01	SX	1.5	NR*	none		
DN06M	01NE28SD146		8/19/01	SX	1.5	NR*	none		
DN06N	01NE28SD147		8/19/01	SX	5.0	NR*	none		
DN06O	01NE28SD148		8/19/01	SX	5.0	NR*	none		
DN06P	01NE28SD149		8/19/01	SX	5.0	NR*	none		
DN06Q	01NE28SD150		8/19/01	SX	5.0	NR*	none		
DN06R	01NE28SD151	Primary Sample	8/19/01	SX	5.0	NR*	none		
DN06S	01NE28SD251	QC Dup of 01NE28SD151	8/19/01	SX	5.0	NR*	none		
DN06T	01NE28SD152		8/19/01	SX	5.0	NR*	none		
General Chemistry									
DN06A	01NE28SD135		8/19/01	SX	3.5	NR*	none		
DN06B	01NE28SD136		8/19/01	SX	3.5	NR*	none		
DN06C	01NE28SD137		8/19/01	SX	3.5	NR*	none		
DN06D	01NE28SD138		8/19/01	SX	3.5	NR*	none		
DN06E	01NE28SD139	Primary Sample	8/19/01	SX	3.5	NR*	none		
DN06F	01NE28SD140		8/19/01	SX	3.5	NR*	none		
DN06H	01NE28SD141		8/19/01	SX	1.5	NR*	none		
DN06I	01NE28SD142		8/19/01	SX	1.5	NR*	none		
DN06J	01NE28SD143		8/19/01	SX	1.5	NR*	none		
DN06K	01NE28SD144		8/19/01	SX	1.5	NR*	none		
DN06L	01NE28SD145		8/19/01	SX	1.5	NR*	none		
DN06M	01NE28SD146		8/19/01	SX	1.5	NR*	none		
DN06N	01NE28SD147		8/19/01	SX	5.0	NR*	none		
DN06O	01NE28SD148		8/19/01	SX	5.0	NR*	none		
DN06P	01NE28SD149		8/19/01	SX	5.0	NR*	none		
DN06Q	01NE28SD150		8/19/01	SX	5.0	NR*	none		
DN06R	01NE28SD151	Primary Sample	8/19/01	SX	5.0	NR*	none		
DN06T	01NE28SD152		8/19/01	SX	5.0	NR*	none		

Table 1 - Samples List

NE Cape HTRW - St. Lawrence Island

Laboratory: **ARI** (Primary Laboratory)

SDG: **DN06**

Date Rec'd: **8/21/01**

Lab ID	Field ID	Field QC ID	Date Collected	Matrix	Temp Blank °C:	Cooler °C:	Q ¹	Bias	RC
Polychlorinated Biphenyls									
DN06A	01NE28SD135		8/19/01	SX	3.5	NR*	none		
DN06B	01NE28SD136		8/19/01	SX	3.5	NR*	none		
DN06C	01NE28SD137		8/19/01	SX	3.5	NR*	none		
DN06D	01NE28SD138		8/19/01	SX	3.5	NR*	none		
DN06E	01NE28SD139	Primary Sample	8/19/01	SX	3.5	NR*	none		
DN06F	01NE28SD140		8/19/01	SX	3.5	NR*	none		
DN06G	01NE28SD239	QC Dup of 01NE28SD139	8/19/01	SX	3.5	NR*	none		
DN06H	01NE28SD141		8/19/01	SX	1.5	NR*	none		
DN06I	01NE28SD142		8/19/01	SX	1.5	NR*	none		
DN06J	01NE28SD143		8/19/01	SX	1.5	NR*	none		
DN06K	01NE28SD144		8/19/01	SX	1.5	NR*	none		
DN06L	01NE28SD145		8/19/01	SX	1.5	NR*	none		
DN06M	01NE28SD146		8/19/01	SX	1.5	NR*	none		
DN06N	01NE28SD147		8/19/01	SX	5.0	NR*	none		
DN06O	01NE28SD148		8/19/01	SX	5.0	NR*	none		
DN06P	01NE28SD149		8/19/01	SX	5.0	NR*	none		
DN06Q	01NE28SD150		8/19/01	SX	5.0	NR*	none		
DN06R	01NE28SD151	Primary Sample	8/19/01	SX	5.0	NR*	none		
DN06S	01NE28SD251	QC Dup of 01NE28SD151	8/19/01	SX	5.0	NR*	none		
DN06T	01NE28SD152		8/19/01	SX	5.0	NR*	none		

Table 1 - Samples List
NE Cape HTRW - St. Lawrence Island

Laboratory: **ARI** (Primary Laboratory)

SDG: **DN06**

Date Rec'd: **8/21/01**

Lab ID	Field ID	Field QC ID	Date Collected	Matrix	Temp Blank °C:	Cooler °C:	Q	Bias	RC
--------	----------	-------------	----------------	--------	----------------	------------	---	------	----

Polynuclear Aromatic Hydrocarbons

DN06A	01NE28SD135		8/19/01	SX	3.5	NR*	none		
DN06B	01NE28SD136		8/19/01	SX	3.5	NR*	none		
DN06C	01NE28SD137		8/19/01	SX	3.5	NR*	none		
DN06C-DL	01NE28SD137		8/19/01	SX	3.5	NR*	none		
DN06D	01NE28SD138		8/19/01	SX	3.5	NR*	none		
DN06D-DL	01NE28SD138		8/19/01	SX	3.5	NR*	none		
DN06E	01NE28SD139	Primary Sample	8/19/01	SX	3.5	NR*	none		
DN06E-DL	01NE28SD139	Primary Sample	8/19/01	SX	3.5	NR*	none		
DN06F	01NE28SD140		8/19/01	SX	3.5	NR*	none		
DN06G	01NE28SD239	QC Dup of 01NE28SD139	8/19/01	SX	3.5	NR*	none		
DN06G-DL	01NE28SD239	QC Dup of 01NE28SD139	8/19/01	SX	3.5	NR*	none		
DN06H	01NE28SD141		8/19/01	SX	1.5	NR*	none		
DN06H-DL	01NE28SD141		8/19/01	SX	1.5	NR*	none		
DN06H-RE	01NE28SD141		8/19/01	SX	1.5	NR*	none		
DN06I	01NE28SD142		8/19/01	SX	1.5	NR*	none		
DN06I-DL	01NE28SD142		8/19/01	SX	1.5	NR*	none		
DN06J	01NE28SD143		8/19/01	SX	1.5	NR*	none		
DN06J-DL	01NE28SD143		8/19/01	SX	1.5	NR*	none		
DN06K	01NE28SD144		8/19/01	SX	1.5	NR*	none		
DN06K-DL	01NE28SD144		8/19/01	SX	1.5	NR*	none		
DN06L	01NE28SD145		8/19/01	SX	1.5	NR*	none		
DN06L-DL	01NE28SD145		8/19/01	SX	1.5	NR*	none		
DN06L-RE	01NE28SD145		8/19/01	SX	1.5	NR*	none		
DN06M	01NE28SD146		8/19/01	SX	1.5	NR*	none		
DN06M-DL	01NE28SD146		8/19/01	SX	1.5	NR*	none		
DN06N	01NE28SD147		8/19/01	SX	5.0	NR*	none		
DN06O	01NE28SD148		8/19/01	SX	5.0	NR*	none		
DN06O-DL	01NE28SD148		8/19/01	SX	5.0	NR*	none		
DN06P	01NE28SD149		8/19/01	SX	5.0	NR*	none		
DN06Q	01NE28SD150		8/19/01	SX	5.0	NR*	none		
DN06Q-RE	01NE28SD150		8/19/01	SX	5.0	NR*	none		
DN06Q-REDL	01NE28SD150		8/19/01	SX	5.0	NR*	none		
DN06R	01NE28SD151	Primary Sample	8/19/01	SX	5.0	NR*	none		
DN06S	01NE28SD251	QC Dup of 01NE28SD151	8/19/01	SX	5.0	NR*	none		
DN06T	01NE28SD152		8/19/01	SX	5.0	NR*	none		

Table 1 - Samples List
NE Cape HTRW - St. Lawrence Island

Laboratory: **ARI** (Primary Laboratory)

SDG: **DN06**

Date Rec'd: **8/21/01**

Lab ID	Field ID	Field QC ID	Date Collected	Matrix	Temp Blank °C:	Cooler °C:	Q ¹	Bias	RC
Total Metals									
DN06A	01NE28SD135		8/19/01	SX	3.5	NR*	none		
DN06B	01NE28SD136		8/19/01	SX	3.5	NR*	none		
DN06C	01NE28SD137		8/19/01	SX	3.5	NR*	none		
DN06D	01NE28SD138		8/19/01	SX	3.5	NR*	none		
DN06E	01NE28SD139	Primary Sample	8/19/01	SX	3.5	NR*	none		
DN06F	01NE28SD140		8/19/01	SX	3.5	NR*	none		
DN06G	01NE28SD239	QC Dup of 01NE28SD139	8/19/01	SX	3.5	NR*	none		
DN06H	01NE28SD141		8/19/01	SX	1.5	NR*	none		
DN06I	01NE28SD142		8/19/01	SX	1.5	NR*	none		
DN06J	01NE28SD143		8/19/01	SX	1.5	NR*	none		
DN06K	01NE28SD144		8/19/01	SX	1.5	NR*	none		
DN06L	01NE28SD145		8/19/01	SX	1.5	NR*	none		
DN06M	01NE28SD146		8/19/01	SX	1.5	NR*	none		
DN06N	01NE28SD147		8/19/01	SX	5.0	NR*	none		
DN06O	01NE28SD148		8/19/01	SX	5.0	NR*	none		
DN06P	01NE28SD149		8/19/01	SX	5.0	NR*	none		
DN06Q	01NE28SD150		8/19/01	SX	5.0	NR*	none		
DN06R	01NE28SD151	Primary Sample	8/19/01	SX	5.0	NR*	none		
DN06S	01NE28SD251	QC Dup of 01NE28SD151	8/19/01	SX	5.0	NR*	none		
DN06T	01NE28SD152		8/19/01	SX	5.0	NR*	none		

SDG: **DN07**

Date Rec'd: **8/21/01**

Lab ID	Field ID	Field QC ID	Date Collected	Matrix	Temp Blank °C:	Cooler °C:	Q ¹	Bias	RC
BTEX									
DN07K	01NE06SD116		8/18/01	SX	1.0	NR*	none		
DN07L	01NE06SD117		8/18/01	SX	1.0	NR*	none		
DN07M	01NE00TB101	Trip Blank	8/18/01	SX	1.0	NR*	none		

Table 1 - Samples List
NE Cape HTRW - St. Lawrence Island

Laboratory: **ARI** (Primary Laboratory)

SDG: **DN07**

Date Rec'd: **8/21/01**

Lab ID	Field ID	Field QC ID	Date Collected	Matrix	Temp Blank °C:	Cooler °C:	Q ¹	Bias	RC
Diesel / Residual Range Organics									
DN07A	01NE06TP101	Primary Sample	8/18/01	SX	1.0	NR*	none		
DN07B	01NE06TP201	QC Dup of 01NE06TP101	8/18/01	SX	1.0	NR*	none		
DN07C	01NE06TP102		8/18/01	SX	1.0	NR*	none		
DN07D	01NE28SD111	Primary Sample	8/18/01	SX	1.0	NR*	none		
DN07E	01NE28SD211	QC Dup of 01NE28SD111	8/18/01	SX	1.0	NR*	none		
DN07F	01NE28SD112		8/18/01	SX	1.0	NR*	none		
DN07G	01NE28SD113		8/18/01	SX	1.0	NR*	none		
DN07H	01NE28SD114		8/18/01	SX	1.0	NR*	none		
DN07I	01NE28SD115		8/18/01	SX	1.0	NR*	none		
DN07J	01NE28SD116		8/18/01	SX	1.0	NR*	none		
DN07K	01NE06SD116		8/18/01	SX	1.0	NR*	none		
DN07L	01NE06SD117		8/18/01	SX	1.0	NR*	none		
DN07N	01NE07SS125		8/19/01	SX	1.0	NR*	none		
DN07O	01NE07SS126		8/19/01	SX	1.0	NR*	none		
DN07P	01NE07SS127		8/19/01	SX	1.0	NR*	none		
DN07Q	01NE07SD105		8/19/01	SX	1.0	NR*	none		
DN07R	01NE07SD104		8/19/01	SX	1.0	NR*	none		
Gasoline Range Organics									
DN07K	01NE06SD116		8/18/01	SX	1.0	NR*	none		
DN07L	01NE06SD117		8/18/01	SX	1.0	NR*	none		
DN07M	01NE00TB101	Trip Blank	8/18/01	SX	1.0	NR*	none		
General Chemistry									
DN07A	01NE06TP101	Primary Sample	8/18/01	SX	1.0	NR*	none		
DN07C	01NE06TP102		8/18/01	SX	1.0	NR*	none		
DN07D	01NE28SD111	Primary Sample	8/18/01	SX	1.0	NR*	none		
DN07F	01NE28SD112		8/18/01	SX	1.0	NR*	none		
DN07G	01NE28SD113		8/18/01	SX	1.0	NR*	none		
DN07H	01NE28SD114		8/18/01	SX	1.0	NR*	none		
DN07I	01NE28SD115		8/18/01	SX	1.0	NR*	none		
DN07J	01NE28SD116		8/18/01	SX	1.0	NR*	none		

Table 1 - Samples List

NE Cape HTRW - St. Lawrence Island

Laboratory: **ARI** (Primary Laboratory)

SDG: **DN07**

Date Rec'd: **8/21/01**

Lab ID	Field ID	Field QC ID	Date Collected	Matrix	Temp Blank °C:	Cooler °C:	Q ¹	Bias	RC
Polychlorinated Biphenyls									
DN07D	01NE28SD111	Primary Sample	8/18/01	SX	1.0	NR*	none		
DN07E	01NE28SD211	QC Dup of 01NE28SD111	8/18/01	SX	1.0	NR*	none		
DN07F	01NE28SD112		8/18/01	SX	1.0	NR*	none		
DN07G	01NE28SD113		8/18/01	SX	1.0	NR*	none		
DN07G-RE	01NE28SD113		8/18/01	SX	1.0	NR*	none		
DN07H	01NE28SD114		8/18/01	SX	1.0	NR*	none		
DN07I	01NE28SD115		8/18/01	SX	1.0	NR*	none		
DN07J	01NE28SD116		8/18/01	SX	1.0	NR*	none		
DN07K	01NE06SD116		8/18/01	SX	1.0	NR*	none		
DN07L	01NE06SD117		8/18/01	SX	1.0	NR*	none		
DN07N	01NE07SS125		8/19/01	SX	1.0	NR*	none		
DN07O	01NE07SS126		8/19/01	SX	1.0	NR*	none		
DN07P	01NE07SS127		8/19/01	SX	1.0	NR*	none		
DN07P-DL	01NE07SS127		8/19/01	SX	1.0	NR*	none		
DN07Q	01NE07SD105		8/19/01	SX	1.0	NR*	none		
DN07R	01NE07SD104		8/19/01	SX	1.0	NR*	none		
Polynuclear Aromatic Hydrocarbons									
DN07D	01NE28SD111	Primary Sample	8/18/01	SX	1.0	NR*	none		
DN07E	01NE28SD211	QC Dup of 01NE28SD111	8/18/01	SX	1.0	NR*	none		
DN07F	01NE28SD112		8/18/01	SX	1.0	NR*	none		
DN07G	01NE28SD113		8/18/01	SX	1.0	NR*	none		
DN07H	01NE28SD114		8/18/01	SX	1.0	NR*	none		
DN07I	01NE28SD115		8/18/01	SX	1.0	NR*	none		
DN07I-DL	01NE28SD115		8/18/01	SX	1.0	NR*	none		
DN07J	01NE28SD116		8/18/01	SX	1.0	NR*	none		
DN07N	01NE07SS125		8/19/01	SX	1.0	NR*	none		
DN07O	01NE07SS126		8/19/01	SX	1.0	NR*	none		
DN07P	01NE07SS127		8/19/01	SX	1.0	NR*	none		
DN07Q	01NE07SD105		8/19/01	SX	1.0	NR*	none		
DN07R	01NE07SD104		8/19/01	SX	1.0	NR*	none		

Table 1 - Samples List

NE Cape HTRW - St. Lawrence Island

Laboratory: **ARI** (Primary Laboratory)

SDG: **DN07**

Date Rec'd: **8/21/01**

Lab ID	Field ID	Field QC ID	Date Collected	Matrix	Temp Blank °C:	Cooler °C:	Q ¹	Bias	RC
Total Metals									
DN07D	01NE28SD111	Primary Sample	8/18/01	SX	1.0	NR*	none		
DN07E	01NE28SD211	QC Dup of 01NE28SD111	8/18/01	SX	1.0	NR*	none		
DN07F	01NE28SD112		8/18/01	SX	1.0	NR*	none		
DN07G	01NE28SD113		8/18/01	SX	1.0	NR*	none		
DN07H	01NE28SD114		8/18/01	SX	1.0	NR*	none		
DN07I	01NE28SD115		8/18/01	SX	1.0	NR*	none		
DN07J	01NE28SD116		8/18/01	SX	1.0	NR*	none		
DN07K	01NE06SD116		8/18/01	SX	1.0	NR*	none		
DN07L	01NE06SD117		8/18/01	SX	1.0	NR*	none		
DN07N	01NE07SS125		8/19/01	SX	1.0	NR*	none		
DN07O	01NE07SS126		8/19/01	SX	1.0	NR*	none		
DN07P	01NE07SS127		8/19/01	SX	1.0	NR*	none		
DN07Q	01NE07SD105		8/19/01	SX	1.0	NR*	none		
DN07R	01NE07SD104		8/19/01	SX	1.0	NR*	none		

Volatile Organics

DN07N	01NE07SS125		8/19/01	SX	1.0	NR*	none		
DN07O	01NE07SS126		8/19/01	SX	1.0	NR*	none		
DN07P	01NE07SS127		8/19/01	SX	1.0	NR*	none		
DN07Q	01NE07SD105		8/19/01	SX	1.0	NR*	none		
DN07R	01NE07SD104		8/19/01	SX	1.0	NR*	none		

SDG: **DY42**

Date Rec'd: **8/21/01**

Lab ID	Field ID	Field QC ID	Date Collected	Matrix	Temp Blank °C:	Cooler °C:	Q ¹	Bias	RC
Total Metals									
DY42A	01NE06SD116		8/18/01	SX	1.0	NR*	none		
DY42B	01NE06SD117		8/18/01	SX	1.0	NR*	none		
DY42C	01NE07SS126		8/19/01	SX	1.0	NR*	none		
DY42D	01NE07SD105		8/19/01	SX	1.0	NR*	none		
DY42E	01NE07SD104		8/19/01	SX	1.0	NR*	none		

SDG: **DN36**

Date Rec'd: **8/24/01**

Lab ID	Field ID	Field QC ID	Date Collected	Matrix	Temp Blank °C:	Cooler °C:	Q ¹	Bias	RC
Diesel / Residual Range Organics									
DN36A	01NE29SW117	Primary Sample	8/20/01	WX	2.5	NR*	none		
DN36B	01NE29SW217	QC Dup of 01NE29SW117	8/20/01	WX	2.0	NR*	none		
DN36C	01NE29SW116		8/21/01	WX	1.5	NR*	none		
DN36D	01NE29SW115		8/21/01	WX	2.5	NR*	none		
DN36E	01NE29SW114		8/21/01	WX	2.5	NR*	none		
DN36F	01NE28SW116		8/20/01	WX	2.0	NR*	none		

Prepared by *ETHIX*

3/19/02

E-1-14

Table 1 - Samples List
NE Cape HTRW - St. Lawrence Island

Table 1 - Samples List

NE Cape HTRW - St. Lawrence Island

Laboratory: ARI (Primary Laboratory)

SDG: DN36

Date Rec'd: 8/24/01

Lab ID	Field ID	Field QC ID	Date Collected	Matrix	Temp Blank °C:	Cooler °C:	Q ¹	Bias	RC
Gasoline Range Organics									
DN36G	01NE29SW116		8/21/01	WX	2.0	NR*	none		
DN36H	01NE00TB103	Trip Blank	8/20/01	WX	2.0	NR*	none		
DN36I	01NE29SW117	Primary Sample	8/20/01	WX	2.0	NR*	none		
DN36J	01NE29SW217	QC Dup of 01NE29SW117	8/20/01	WX	2.0	NR*	none		
DN36K	01NE29SW115		8/20/01	WX	2.0	NR*	none		
DN36L	01NE29SW114		8/20/01	WX	2.0	NR*	none		
Polychlorinated Biphenyls									
DN36A	01NE29SW117	Primary Sample	8/20/01	WX	2.5	NR*	none		
DN36B	01NE29SW217	QC Dup of 01NE29SW117	8/20/01	WX	2.0	NR*	none		
DN36C	01NE29SW116		8/21/01	WX	1.5	NR*	none		
DN36D	01NE29SW115		8/21/01	WX	2.5	NR*	none		
DN36E	01NE29SW114		8/21/01	WX	2.5	NR*	none		
DN36F	01NE28SW116		8/20/01	WX	2.0	NR*	none		
Polynuclear Aromatic Hydrocarbons									
DN36A	01NE29SW117	Primary Sample	8/20/01	WX	3.5	NR*	none		
DN36B	01NE29SW217	QC Dup of 01NE29SW117	8/20/01	WX	2.0	NR*	none		
DN36C	01NE29SW116		8/21/01	WX	1.5	NR*	none		
DN36D	01NE29SW115		8/21/01	WX	2.5	NR*	none		
DN36E	01NE29SW114		8/21/01	WX	2.5	NR*	none		
Total Metals									
DN36A	01NE29SW117	Primary Sample	8/20/01	WX	3.5	NR*	none		
DN36B	01NE29SW217	QC Dup of 01NE29SW117	8/20/01	WX	2.0	NR*	none		
DN36C	01NE29SW116		8/21/01	WX	1.5	NR*	J/UJ	L	t
DN36D	01NE29SW115		8/21/01	WX	2.5	NR*	none		
DN36E	01NE29SW114		8/21/01	WX	2.5	NR*	none		
Volatile Organics									
DN36G	01NE29SW116		8/21/01	WX	2.0	NR*	none		
DN36H	01NE00TB103	Trip Blank	8/20/01	WX	2.0	NR*	none		
DN36I	01NE29SW117	Primary Sample	8/20/01	WX	2.0	NR*	none		
DN36J	01NE29SW217	QC Dup of 01NE29SW117	8/20/01	WX	2.0	NR*	none		
DN36K	01NE29SW115		8/20/01	WX	2.0	NR*	none		
DN36L	01NE29SW114		8/20/01	WX	2.0	NR*	none		

Table 1 - Samples List

NE Cape HTRW - St. Lawrence Island

Laboratory: **ARI** (Primary Laboratory)

SDG: **DN38**

Date Rec'd: **8/24/01**

Lab ID	Field ID	Field QC ID	Date Collected	Matrix	Temp Blank °C:	Cooler °C:	Q	Bias	RC
Diesel / Residual Range Organics									
DN38A	01NE29SD114	Primary Sample	8/21/01	SX	3.5	NR*	none		
DN38B	01NE29SD214	QC Dup of 01NE29SD114	8/21/01	SX	3.5	NR*	none		
DN38C	01NE29SD115		8/21/01	SX	3.5	NR*	none		
DN38D	01NE29SD116		8/21/01	SX	3.5	NR*	none		
DN38E	01NE29SD117		8/21/01	SX	3.5	NR*	none		
DN38F	01NE29SD118		8/21/01	SX	3.5	NR*	none		
DN38G	01NE29SD119		8/21/01	SX	3.5	NR*	none		
DN38H	01NE28SD165		8/20/01	SX	0.5	NR*	none		
DN38I	01NE28SD166		8/20/01	SX	0.5	NR*	none		
DN38J	01NE28SD167		8/20/01	SX	0.5	NR*	none		
DN38K	01NE28SD168		8/20/01	SX	0.5	NR*	none		
DN38L	01NE28SD169		8/20/01	SX	0.5	NR*	none		
DN38M	01NE28SD170		8/20/01	SX	0.5	NR*	none		
General Chemistry									
DN38A	01NE29SD114	Primary Sample	8/21/01	SX	3.5	NR*	none		
DN38C	01NE29SD115		8/21/01	SX	3.5	NR*	none		
DN38D	01NE29SD116		8/21/01	SX	3.5	NR*	none		
DN38E	01NE29SD117		8/21/01	SX	3.5	NR*	none		
DN38F	01NE29SD118		8/21/01	SX	3.5	NR*	none		
DN38G	01NE29SD119		8/21/01	SX	3.5	NR*	none		
DN38H	01NE28SD165		8/20/01	SX	0.5	NR*	none		
DN38I	01NE28SD166		8/20/01	SX	0.5	NR*	none		
DN38J	01NE28SD167		8/20/01	SX	0.5	NR*	none		
DN38K	01NE28SD168		8/20/01	SX	0.5	NR*	none		
DN38L	01NE28SD169		8/20/01	SX	0.5	NR*	none		
DN38M	01NE28SD170		8/20/01	SX	0.5	NR*	none		
Polychlorinated Biphenyls									
DN38A	01NE29SD114	Primary Sample	8/21/01	SX	3.5	NR*	none		
DN38B	01NE29SD214	QC Dup of 01NE29SD114	8/21/01	SX	3.5	NR*	none		
DN38C	01NE29SD115		8/21/01	SX	3.5	NR*	none		
DN38D	01NE29SD116		8/21/01	SX	3.5	NR*	none		
DN38E	01NE29SD117		8/21/01	SX	3.5	NR*	none		
DN38F	01NE29SD118		8/21/01	SX	3.5	NR*	none		
DN38G	01NE29SD119		8/21/01	SX	3.5	NR*	none		
DN38H	01NE28SD165		8/20/01	SX	0.5	NR*	none		
DN38I	01NE28SD166		8/20/01	SX	0.5	NR*	none		
DN38J	01NE28SD167		8/20/01	SX	0.5	NR*	none		
DN38K	01NE28SD168		8/20/01	SX	0.5	NR*	none		
DN38L	01NE28SD169		8/20/01	SX	0.5	NR*	none		
DN38M	01NE28SD170		8/20/01	SX	0.5	NR*	none		

Table 1 - Samples List
NE Cape HTRW - St. Lawrence Island

Laboratory: **ARI** (Primary Laboratory)

SDG: **DN38**

Date Rec'd: **8/24/01**

Lab ID	Field ID	Field QC ID	Date Collected	Matrix	Temp Blank °C:	Cooler °C:	¹ Q	Bias	RC
Polynuclear Aromatic Hydrocarbons									
DN38A	01NE29SD114	Primary Sample	8/21/01	SX	3.5	NR*	none		
DN38B	01NE29SD214	QC Dup of 01NE29SD114	8/21/01	SX	3.5	NR*	none		
DN38C	01NE29SD115		8/21/01	SX	3.5	NR*	none		
DN38D	01NE29SD116		8/21/01	SX	3.5	NR*	none		
DN38E	01NE29SD117		8/21/01	SX	3.5	NR*	none		
DN38F	01NE29SD118		8/21/01	SX	3.5	NR*	none		
DN38G	01NE29SD119		8/21/01	SX	3.5	NR*	none		
DN38H	01NE28SD165		8/20/01	SX	0.5	NR*	none		
DN38I	01NE28SD166		8/20/01	SX	0.5	NR*	none		
DN38J	01NE28SD167		8/20/01	SX	0.5	NR*	none		
DN38K	01NE28SD168		8/20/01	SX	0.5	NR*	none		
DN38L	01NE28SD169		8/20/01	SX	0.5	NR*	none		
DN38M	01NE28SD170		8/20/01	SX	0.5	NR*	none		
Total Metals									
DN38A	01NE29SD114	Primary Sample	8/21/01	SX	3.5	NR*	none		
DN38B	01NE29SD214	QC Dup of 01NE29SD114	8/21/01	SX	3.5	NR*	none		
DN38C	01NE29SD115		8/21/01	SX	3.5	NR*	none		
DN38D	01NE29SD116		8/21/01	SX	3.5	NR*	none		
DN38E	01NE29SD117		8/21/01	SX	3.5	NR*	none		
DN38F	01NE29SD118		8/21/01	SX	3.5	NR*	none		
DN38G	01NE29SD119		8/21/01	SX	3.5	NR*	none		
DN38H	01NE28SD165		8/20/01	SX	0.5	NR*	none		
DN38I	01NE28SD166		8/20/01	SX	0.5	NR*	none		
DN38J	01NE28SD167		8/20/01	SX	0.5	NR*	none		
DN38K	01NE28SD168		8/20/01	SX	0.5	NR*	none		
DN38L	01NE28SD169		8/20/01	SX	0.5	NR*	none		
DN38M	01NE28SD170		8/20/01	SX	0.5	NR*	none		

Table 1 - Samples List
NE Cape HTRW - St. Lawrence Island

Laboratory: **ARI** **(Primary Laboratory)**

SDG: **DN39**

Date Rec'd: **8/24/01**

Lab ID	Field ID	Field QC ID	Date Collected	Matrix	Temp Blank °C:	Cooler °C:	Q ¹	Bias	RC
Diesel / Residual Range Organics									
DN39A	01NE28SD159		8/20/01	SX	1.5	NR*	none		
DN39B	01NE28SD160		8/20/01	SX	1.5	NR*	none		
DN39B-DL	01NE28SD160		8/20/01	SX	1.5	NR*	none		
DN39C	01NE28SD161		8/20/01	SX	1.5	NR*	none		
DN39C-DL	01NE28SD161		8/20/01	SX	1.5	NR*	none		
DN39D	01NE28SD163	Primary Sample	8/20/01	SX	1.5	NR*	none		
DN39D-DL	01NE28SD163	Primary Sample	8/20/01	SX	1.5	NR*	none		
DN39E	01NE28SD164		8/20/01	SX	1.5	NR*	none		
DN39E-DL	01NE28SD164		8/20/01	SX	1.5	NR*	none		
DN39F	01NE28SD263	QC Dup of 01NE28SD163	8/20/01	SX	1.5	NR*	none		
DN39F-DL	01NE28SD263	QC Dup of 01NE28SD163	8/20/01	SX	1.5	NR*	none		
DN39G	01NE28SD171	Primary Sample	8/20/01	SX	3.5	NR*	none		
DN39H	01NE28SD172		8/20/01	SX	3.5	NR*	none		
DN39H-DL	01NE28SD172		8/20/01	SX	3.5	NR*	none		
DN39I	01NE28SD173		8/20/01	SX	3.5	NR*	none		
DN39J	01NE28SD174		8/20/01	SX	3.5	NR*	none		
DN39K	01NE28SD175	Primary Sample	8/20/01	SX	3.5	NR*	none		
DN39L	01NE28SD176		8/20/01	SX	3.5	NR*	none		
DN39M	01NE28SD271	QC Dup of 01NE28SD171	8/20/01	SX	3.5	NR*	none		
DN39N	01NE28SD275	QC Dup of 01NE28SD175	8/20/01	SX	3.5	NR*	none		
DN39O	01NE28SD177		8/20/01	SX	1.5	NR*	none		
DN39P	01NE28SD178		8/20/01	SX	1.5	NR*	none		
DN39P-DL	01NE28SD178		8/20/01	SX	1.5	NR*	none		
DN39Q	01NE28SD179		8/20/01	SX	1.5	NR*	none		
DN39R	01NE28SD180		8/20/01	SX	1.5	NR*	none		
DN39S	01NE28SD181		8/20/01	SX	1.5	NR*	none		
DN39T	01NE28SD182		8/20/01	SX	1.5	NR*	none		

Table 1 - Samples List
NE Cape HTRW - St. Lawrence Island

Laboratory: **ARI** **(Primary Laboratory)**

SDG: **DN39**

Date Rec'd: **8/24/01**

Lab ID	Field ID	Field QC ID	Date Collected	Matrix	Temp Blank °C:	Cooler °C:	Q	Bias	RC
General Chemistry									
DN39A	01NE28SD159		8/20/01	SX	1.5	NR*	none		
DN39B	01NE28SD160		8/20/01	SX	1.5	NR*	none		
DN39C	01NE28SD161		8/20/01	SX	1.5	NR*	none		
DN39D	01NE28SD163	Primary Sample	8/20/01	SX	1.5	NR*	none		
DN39E	01NE28SD164		8/20/01	SX	1.5	NR*	none		
DN39G	01NE28SD171	Primary Sample	8/20/01	SX	3.5	NR*	none		
DN39H	01NE28SD172		8/20/01	SX	3.5	NR*	none		
DN39I	01NE28SD173		8/20/01	SX	3.5	NR*	none		
DN39J	01NE28SD174		8/20/01	SX	3.5	NR*	none		
DN39K	01NE28SD175	Primary Sample	8/20/01	SX	3.5	NR*	none		
DN39L	01NE28SD176		8/20/01	SX	3.5	NR*	none		
DN39O	01NE28SD177		8/20/01	SX	1.5	NR*	none		
DN39P	01NE28SD178		8/20/01	SX	1.5	NR*	none		
DN39Q	01NE28SD179		8/20/01	SX	1.5	NR*	none		
DN39R	01NE28SD180		8/20/01	SX	1.5	NR*	none		
DN39S	01NE28SD181		8/20/01	SX	1.5	NR*	none		
DN39T	01NE28SD182		8/20/01	SX	1.5	NR*	none		
Polychlorinated Biphenyls									
DN39A	01NE28SD159		8/20/01	SX	1.5	NR*	none		
DN39B	01NE28SD160		8/20/01	SX	1.5	NR*	none		
DN39C	01NE28SD161		8/20/01	SX	1.5	NR*	none		
DN39D	01NE28SD163	Primary Sample	8/20/01	SX	1.5	NR*	none		
DN39E	01NE28SD164		8/20/01	SX	1.5	NR*	none		
DN39F	01NE28SD263	QC Dup of 01NE28SD163	8/20/01	SX	1.5	NR*	none		
DN39G	01NE28SD171	Primary Sample	8/20/01	SX	3.5	NR*	none		
DN39H	01NE28SD172		8/20/01	SX	3.5	NR*	none		
DN39I	01NE28SD173		8/20/01	SX	3.5	NR*	none		
DN39J	01NE28SD174		8/20/01	SX	3.5	NR*	none		
DN39K	01NE28SD175	Primary Sample	8/20/01	SX	3.5	NR*	none		
DN39L	01NE28SD176		8/20/01	SX	3.5	NR*	none		
DN39M	01NE28SD271	QC Dup of 01NE28SD171	8/20/01	SX	3.5	NR*	none		
DN39N	01NE28SD275	QC Dup of 01NE28SD175	8/20/01	SX	3.5	NR*	none		
DN39O	01NE28SD177		8/20/01	SX	1.5	NR*	none		
DN39P	01NE28SD178		8/20/01	SX	1.5	NR*	none		
DN39Q	01NE28SD179		8/20/01	SX	1.5	NR*	none		
DN39R	01NE28SD180		8/20/01	SX	1.5	NR*	none		
DN39S	01NE28SD181		8/20/01	SX	1.5	NR*	none		
DN39T	01NE28SD182		8/20/01	SX	1.5	NR*	none		

Table 1 - Samples List
NE Cape HTRW - St. Lawrence Island

Laboratory: **ARI** **(Primary Laboratory)**

SDG: **DN39**

Date Rec'd: **8/24/01**

Lab ID	Field ID	Field QC ID	Date Collected	Matrix	Temp Blank °C:	Cooler °C:	Q	Bias	RC
Polynuclear Aromatic Hydrocarbons									
DN39A	01NE28SD159		8/20/01	SX	1.5	NR*	none		
DN39B	01NE28SD160		8/20/01	SX	1.5	NR*	none		
DN39C	01NE28SD161		8/20/01	SX	1.5	NR*	none		
DN39C-DL	01NE28SD161		8/20/01	SX	1.5	NR*	none		
DN39D	01NE28SD163	Primary Sample	8/20/01	SX	1.5	NR*	none		
DN39E	01NE28SD164		8/20/01	SX	1.5	NR*	none		
DN39F	01NE28SD263	QC Dup of 01NE28SD163	8/20/01	SX	1.5	NR*	none		
DN39G	01NE28SD171	Primary Sample	8/20/01	SX	3.5	NR*	none		
DN39H	01NE28SD172		8/20/01	SX	3.5	NR*	none		
DN39I	01NE28SD173		8/20/01	SX	3.5	NR*	none		
DN39J	01NE28SD174		8/20/01	SX	3.5	NR*	none		
DN39K	01NE28SD175	Primary Sample	8/20/01	SX	3.5	NR*	none		
DN39K-RE	01NE28SD175	Primary Sample	8/20/01	SX	3.5	NR*	none		
DN39L	01NE28SD176		8/20/01	SX	3.5	NR*	none		
DN39M	01NE28SD271	QC Dup of 01NE28SD171	8/20/01	SX	3.5	NR*	none		
DN39N	01NE28SD275	QC Dup of 01NE28SD175	8/20/01	SX	3.5	NR*	none		
DN39O	01NE28SD177		8/20/01	SX	1.5	NR*	none		
DN39P	01NE28SD178		8/20/01	SX	1.5	NR*	none		
DN39Q	01NE28SD179		8/20/01	SX	1.5	NR*	none		
DN39R	01NE28SD180		8/20/01	SX	1.5	NR*	none		
DN39S	01NE28SD181		8/20/01	SX	1.5	NR*	none		
DN39T	01NE28SD182		8/20/01	SX	1.5	NR*	none		
DN39T-DL	01NE28SD182		8/20/01	SX	1.5	NR*	none		

Table 1 - Samples List

NE Cape HTRW - St. Lawrence Island

Laboratory: ARI (Primary Laboratory)

SDG: DN39

Date Rec'd: 8/24/01

Lab ID	Field ID	Field QC ID	Date Collected	Matrix	Temp Blank °C:	Cooler °C:	Q ¹	Bias	RC
Total Metals									
DN39A	01NE28SD159		8/20/01	SX	1.5	NR*	none		
DN39B	01NE28SD160		8/20/01	SX	1.5	NR*	none		
DN39C	01NE28SD161		8/20/01	SX	1.5	NR*	none		
DN39D	01NE28SD163	Primary Sample	8/20/01	SX	1.5	NR*	none		
DN39E	01NE28SD164		8/20/01	SX	1.5	NR*	none		
DN39F	01NE28SD263	QC Dup of 01NE28SD163	8/20/01	SX	1.5	NR*	none		
DN39G	01NE28SD171	Primary Sample	8/20/01	SX	3.5	NR*	none		
DN39H	01NE28SD172		8/20/01	SX	3.5	NR*	none		
DN39I	01NE28SD173		8/20/01	SX	3.5	NR*	none		
DN39J	01NE28SD174		8/20/01	SX	3.5	NR*	none		
DN39K	01NE28SD175	Primary Sample	8/20/01	SX	3.5	NR*	none		
DN39L	01NE28SD176		8/20/01	SX	3.5	NR*	none		
DN39M	01NE28SD271	QC Dup of 01NE28SD171	8/20/01	SX	3.5	NR*	none		
DN39N	01NE28SD275	QC Dup of 01NE28SD175	8/20/01	SX	3.5	NR*	none		
DN39O	01NE28SD177		8/20/01	SX	1.5	NR*	none		
DN39P	01NE28SD178		8/20/01	SX	1.5	NR*	none		
DN39Q	01NE28SD179		8/20/01	SX	1.5	NR*	none		
DN39R	01NE28SD180		8/20/01	SX	1.5	NR*	none		
DN39S	01NE28SD181		8/20/01	SX	1.5	NR*	none		
DN39T	01NE28SD182		8/20/01	SX	1.5	NR*	none		

SDG: DN40

Date Rec'd: 8/24/01

Lab ID	Field ID	Field QC ID	Date Collected	Matrix	Temp Blank °C:	Cooler °C:	Q ¹	Bias	RC
BTEX									
DN40J	01NE29SD128		8/21/01	SX	3.5	NR*	none		
DN40K	01NE29SD129		8/21/01	SX	3.5	NR*	none		
DN40L	01NE00TB104	Trip Blank	8/21/01	SX	3.5	NR*	none		
DN40M	01NE29SD127		8/21/01	SX	3.5	NR*	none		
DN40N	01NE29SD126		8/21/01	SX	3.5	NR*	none		

Table 1 - Samples List
NE Cape HTRW - St. Lawrence Island

Laboratory: **ARI** (Primary Laboratory)

SDG: **DN40**

Date Rec'd: **8/24/01**

Lab ID	Field ID	Field QC ID	Date Collected	Matrix	Temp Blank °C:	Cooler °C:	Q	Bias	RC
Diesel / Residual Range Organics									
DN40A	01NE29SD123		8/21/01	SX	1.5	NR*	none		
DN40A-RE	01NE29SD123		8/21/01	SX	1.5	NR*	none		
DN40B	01NE29SD124		8/21/01	SX	1.5	NR*	none		
DN40B-RE	01NE29SD124		8/21/01	SX	1.5	NR*	none		
DN40C	01NE29SD125	Primary Sample	8/21/01	SX	1.5	NR*	none		
DN40C-RE	01NE29SD125	Primary Sample	8/21/01	SX	1.5	NR*	none		
DN40D	01NE29SD225	QC Dup of 01NE29SD125	8/21/01	SX	1.5	NR*	none		
DN40D-RE	01NE29SD225	QC Dup of 01NE29SD125	8/21/01	SX	1.5	NR*	none		
DN40E	01NE29SD128		8/21/01	SX	1.5	NR*	none		
DN40E-RE	01NE29SD128		8/21/01	SX	1.5	NR*	none		
DN40F	01NE29SD129		8/21/01	SX	1.5	NR*	none		
DN40F-RE	01NE29SD129		8/21/01	SX	1.5	NR*	none		
DN40G	01NE29SD120		8/21/01	SX	3.5	NR*	none		
DN40G-RE	01NE29SD120		8/21/01	SX	3.5	NR*	none		
DN40H	01NE29SD121		8/21/01	SX	3.5	NR*	none		
DN40H-RE	01NE29SD121		8/21/01	SX	3.5	NR*	none		
DN40I	01NE29SD122		8/21/01	SX	3.5	NR*	none		
DN40I-RE	01NE29SD122		8/21/01	SX	3.5	NR*	none		
DN40M	01NE29SD127		8/21/01	SX	3.5	NR*	none		
DN40M-RE	01NE29SD127		8/21/01	SX	3.5	NR*	none		
DN40N	01NE29SD126		8/21/01	SX	3.5	NR*	none		
DN40N-RE	01NE29SD126		8/21/01	SX	3.5	NR*	none		
Gasoline Range Organics									
DN40J	01NE29SD128		8/21/01	SX	3.5	NR*	none		
DN40K	01NE29SD129		8/21/01	SX	3.5	NR*	none		
DN40L	01NE00TB104	Trip Blank	8/21/01	SX	3.5	NR*	none		
DN40M	01NE29SD127		8/21/01	SX	3.5	NR*	none		
DN40N	01NE29SD126		8/21/01	SX	3.5	NR*	none		
General Chemistry									
DN40A	01NE29SD123		8/21/01	SX	1.5	NR*	none		
DN40B	01NE29SD124		8/21/01	SX	1.5	NR*	none		
DN40C	01NE29SD125	Primary Sample	8/21/01	SX	1.5	NR*	none		
DN40G	01NE29SD120		8/21/01	SX	3.5	NR*	none		
DN40H	01NE29SD121		8/21/01	SX	3.5	NR*	none		
DN40I	01NE29SD122		8/21/01	SX	3.5	NR*	none		

Table 1 - Samples List

NE Cape HTRW - St. Lawrence Island

Laboratory: **ARI** (Primary Laboratory)

SDG: **DN40**

Date Rec'd: **8/24/01**

Lab ID	Field ID	Field QC ID	Date Collected	Matrix	Temp Blank °C:	Cooler °C:	Q ¹	Bias	RC
Polychlorinated Biphenyls									
DN40A	01NE29SD123		8/21/01	SX	1.5	NR*	none		
DN40A-RE	01NE29SD123		8/21/01	SX	1.5	NR*	none		
DN40B	01NE29SD124		8/21/01	SX	1.5	NR*	none		
DN40B-RE	01NE29SD124		8/21/01	SX	1.5	NR*	none		
DN40C	01NE29SD125	Primary Sample	8/21/01	SX	1.5	NR*	none		
DN40C-RE	01NE29SD125	Primary Sample	8/21/01	SX	1.5	NR*	none		
DN40D	01NE29SD225	QC Dup of 01NE29SD125	8/21/01	SX	1.5	NR*	none		
DN40D-RE	01NE29SD225	QC Dup of 01NE29SD125	8/21/01	SX	1.5	NR*	none		
DN40E	01NE29SD128		8/21/01	SX	1.5	NR*	none		
DN40E-RE	01NE29SD128		8/21/01	SX	1.5	NR*	none		
DN40F	01NE29SD129		8/21/01	SX	1.5	NR*	none		
DN40F-RE	01NE29SD129		8/21/01	SX	1.5	NR*	none		
DN40G	01NE29SD120		8/21/01	SX	3.5	NR*	none		
DN40G-RE	01NE29SD120		8/21/01	SX	3.5	NR*	none		
DN40H	01NE29SD121		8/21/01	SX	3.5	NR*	none		
DN40H-RE	01NE29SD121		8/21/01	SX	3.5	NR*	none		
DN40I	01NE29SD122		8/21/01	SX	3.5	NR*	none		
DN40I-RE	01NE29SD122		8/21/01	SX	3.5	NR*	none		
DN40M	01NE29SD127		8/21/01	SX	3.5	NR*	none		
DN40M-RE	01NE29SD127		8/21/01	SX	3.5	NR*	none		
DN40N	01NE29SD126		8/21/01	SX	3.5	NR*	none		
DN40N-RE	01NE29SD126		8/21/01	SX	3.5	NR*	none		
Polynuclear Aromatic Hydrocarbons									
DN40A	01NE29SD123		8/21/01	SX	1.5	NR*	none		
DN40B	01NE29SD124		8/21/01	SX	1.5	NR*	none		
DN40C	01NE29SD125	Primary Sample	8/21/01	SX	1.5	NR*	none		
DN40C-RE	01NE29SD125	Primary Sample	8/21/01	SX	1.5	NR*	none		
DN40D	01NE29SD225	QC Dup of 01NE29SD125	8/21/01	SX	1.5	NR*	none		
DN40E	01NE29SD128		8/21/01	SX	1.5	NR*	none		
DN40E-RE	01NE29SD128		8/21/01	SX	1.5	NR*	none		
DN40F	01NE29SD129		8/21/01	SX	1.5	NR*	none		
DN40G	01NE29SD120		8/21/01	SX	3.5	NR*	none		
DN40H	01NE29SD121		8/21/01	SX	3.5	NR*	none		
DN40I	01NE29SD122		8/21/01	SX	3.5	NR*	none		
DN40M	01NE29SD127		8/21/01	SX	3.5	NR*	none		
DN40N	01NE29SD126		8/21/01	SX	3.5	NR*	none		
DN40N-RE	01NE29SD126		8/21/01	SX	3.5	NR*	none		

Table 1 - Samples List

NE Cape HTRW - St. Lawrence Island

Laboratory: **ARI** (Primary Laboratory)

SDG: **DN40**

Date Rec'd: **8/24/01**

Lab ID	Field ID	Field QC ID	Date Collected	Matrix	Temp Blank °C:	Cooler °C:	Q ¹	Bias	RC
Total Metals									
DN40A	01NE29SD123		8/21/01	SX	1.5	NR*	none		
DN40B	01NE29SD124		8/21/01	SX	1.5	NR*	none		
DN40C	01NE29SD125	Primary Sample	8/21/01	SX	1.5	NR*	none		
DN40D	01NE29SD225	QC Dup of 01NE29SD125	8/21/01	SX	1.5	NR*	none		
DN40E	01NE29SD128		8/21/01	SX	1.5	NR*	none		
DN40F	01NE29SD129		8/21/01	SX	1.5	NR*	none		
DN40G	01NE29SD120		8/21/01	SX	3.5	NR*	none		
DN40H	01NE29SD121		8/21/01	SX	3.5	NR*	none		
DN40I	01NE29SD122		8/21/01	SX	3.5	NR*	none		
DN40M	01NE29SD127		8/21/01	SX	3.5	NR*	none		
DN40N	01NE29SD126		8/21/01	SX	3.5	NR*	none		

SDG: **DY41**

Date Rec'd: **8/24/01**

Lab ID	Field ID	Field QC ID	Date Collected	Matrix	Temp Blank °C:	Cooler °C:	Q ¹	Bias	RC
Total Metals									
DY41A	01NE29SD128		8/21/01	SX	1.5	NR*	none		
DY41B	01NE29SD129		8/21/01	SX	1.5	NR*	none		
DY41C	01NE29SD127		8/21/01	SX	3.5	NR*	none		
DY41D	01NE29SD126		8/21/01	SX	3.5	NR*	none		

SDG: **DN53**

Date Rec'd: **8/25/01**

Lab ID	Field ID	Field QC ID	Date Collected	Matrix	Temp Blank °C:	Cooler °C:	Q ¹	Bias	RC
Diesel / Residual Range Organics									
DN53A	01NE09SW109		8/23/01	WX	1.5	NR*	none		
DN53A-RE	01NE09SW109		8/23/01	WX	1.5	NR*	none		
DN53B	01NE09SW107	Primary Sample	8/23/01	WX	2.0	NR*	none		
DN53B-RE	01NE09SW107	Primary Sample	8/23/01	WX	2.0	NR*	none		
DN53F	01NE09SW207	QC Dup of 01NE09SW107	8/23/01	WX	2.0	NR*	none		
DN53F-RE	01NE09SW207	QC Dup of 01NE09SW107	8/23/01	WX	2.0	NR*	none		
DN53G	01NE09SW108		8/23/01	WX	0.5	NR*	none		
DN53G-RE	01NE09SW108		8/23/01	WX	0.5	NR*	none		
Gasoline Range Organics									
DN53J	01NE09SW207	QC Dup of 01NE09SW207	8/23/01	WX	0.5	NR*	none		
DN53K	01NE09SW109		8/23/01	WX	0.5	NR*	none		
DN53L	01NE09SW108		8/23/01	WX	0.5	NR*	none		
DN53M	01NE09SW107	Primary Sample	8/23/01	WX	0.5	NR*	none		
DN53N	01NE00TB108	Trip Blank	8/23/01	WX	0.5	NR*	none		

Table 1 - Samples List

NE Cape HTRW - St. Lawrence Island

Laboratory: **ARI** (Primary Laboratory)

SDG: **DN53**

Date Rec'd: **8/25/01**

Lab ID	Field ID	Field QC ID	Date Collected	Matrix	Temp Blank °C:	Cooler °C:	Q ¹	Bias	RC
Polychlorinated Biphenyls									
DN53A	01NE09SW109		8/23/01	WX	1.5	NR*	none		
DN53B	01NE09SW107	Primary Sample	8/23/01	WX	2.0	NR*	none		
DN53F	01NE09SW207	QC Dup of 01NE09SW107	8/23/01	WX	2.0	NR*	none		
DN53G	01NE09SW108		8/23/01	WX	0.5	NR*	none		
Polynuclear Aromatic Hydrocarbons									
DN53A	01NE09SW109		8/23/01	WX	1.5	NR*	none		
DN53B	01NE09SW107	Primary Sample	8/23/01	WX	2.0	NR*	none		
DN53F	01NE09SW207	QC Dup of 01NE09SW107	8/23/01	WX	2.0	NR*	none		
DN53G	01NE09SW108		8/23/01	WX	0.5	NR*	none		
DN53I	01NE16GW103		8/23/01	WX	0.5	NR*	none		
Semivolatile Organics									
DN53C	01NE16GW101	Primary Sample	8/23/01	WX	-0.5	NR*	none		
DN53D	01NE16GW201	QC Dup of 01NE16GW101	8/23/01	WX	-0.5	NR*	none		
DN53E	01NE16GW102		8/23/01	WX	-0.5	NR*	none		
Total Metals									
DN53A	01NE09SW109		8/23/01	WX	1.5	NR*	J/UJ	L	t
DN53F	01NE09SW207	QC Dup of 01NE09SW107	8/23/01	WX	2.0	NR*	none		
DN53G	01NE09SW108		8/23/01	WX	0.5	NR*	J/UJ	L	t
DN53H	01NE09SW107	Primary Sample	8/23/01	WX	0.5	NR*	J/UJ	L	t
Volatile Organics									
DN53J	01NE09SW207	QC Dup of 01NE09SW207	8/23/01	WX	0.5	NR*	none		
DN53K	01NE09SW109		8/23/01	WX	0.5	NR*	none		
DN53L	01NE09SW108		8/23/01	WX	0.5	NR*	none		
DN53M	01NE09SW107	Primary Sample	8/23/01	WX	0.5	NR*	none		
DN53N	01NE00TB108	Trip Blank	8/23/01	WX	0.5	NR*	none		
DN53O	TRIP BLANK	Trip Blank	8/23/01	WX	NR*	NR*	none		

Table 1 - Samples List
NE Cape HTRW - St. Lawrence Island

Laboratory: ARI (Primary Laboratory)

SDG: DN55

Date Rec'd: 8/25/01

Lab ID	Field ID	Field QC ID	Date Collected	Matrix	Temp Blank °C:	Cooler °C:	Q	Bias	RC
Diesel / Residual Range Organics									
DN55A	01NE33SS101		8/23/01	SX	-0.5	NR*	none		
DN55B	01NE33SS102		8/23/01	SX	-0.5	NR*	none		
DN55C	01NE33SS103		8/23/01	SX	-0.5	NR*	none		
DN55D	01NE34SS101		8/23/01	SX	-0.5	NR*	none		
DN55E	01NE34SS102		8/23/01	SX	-0.5	NR*	none		
DN55F	01NE34SS103		8/23/01	SX	-0.5	NR*	none		
DN55G	01NE34SS105		8/23/01	SX	-0.5	NR*	none		
DN55H	01NE34SS106		8/23/01	SX	-0.5	NR*	none		
DN55H-DL	01NE34SS106		8/23/01	SX	-0.5	NR*	none		
DN55I	01NE34SS107		8/23/01	SX	-0.5	NR*	none		
DN55J	01NE34SS108		8/23/01	SX	-0.5	NR*	none		
DN55K	01NE34SS109		8/23/01	SX	-0.5	NR*	none		
DN55L	01NE34SS110		8/23/01	SX	-0.5	NR*	none		
DN55M	01NE34SS111		8/23/01	SX	-0.5	NR*	none		
General Chemistry									
DN55I	01NE34SS107		8/23/01	SX	-0.5	NR*	none		
DN55J	01NE34SS108		8/23/01	SX	-0.5	NR*	none		
DN55K	01NE34SS109		8/23/01	SX	-0.5	NR*	none		
DN55L	01NE34SS110		8/23/01	SX	-0.5	NR*	none		
Polychlorinated Biphenyls									
DN55A	01NE33SS101		8/23/01	SX	-0.5	NR*	none		
DN55B	01NE33SS102		8/23/01	SX	-0.5	NR*	none		
DN55C	01NE33SS103		8/23/01	SX	-0.5	NR*	none		
DN55D	01NE34SS101		8/23/01	SX	-0.5	NR*	none		
DN55E	01NE34SS102		8/23/01	SX	-0.5	NR*	none		
DN55F	01NE34SS103		8/23/01	SX	-0.5	NR*	none		
DN55I	01NE34SS107		8/23/01	SX	-0.5	NR*	none		
DN55J	01NE34SS108		8/23/01	SX	-0.5	NR*	none		
DN55K	01NE34SS109		8/23/01	SX	-0.5	NR*	none		
DN55L	01NE34SS110		8/23/01	SX	-0.5	NR*	none		
Polynuclear Aromatic Hydrocarbons									
DN55D	01NE34SS101		8/23/01	SX	-0.5	NR*	none		
DN55D-RE	01NE34SS101		8/23/01	SX	-0.5	NR*	none		
DN55E	01NE34SS102		8/23/01	SX	-0.5	NR*	none		
DN55F	01NE34SS103		8/23/01	SX	-0.5	NR*	none		
DN55M	01NE34SS111		8/23/01	SX	-0.5	NR*	none		

Table 1 - Samples List

NE Cape HTRW - St. Lawrence Island

Laboratory:		ARI (Primary Laboratory)								
SDG:		DN68								
Date Rec'd:		8/28/01								
Lab ID	Field ID	Field QC ID	Date Collected	Matrix	Temp Blank °C:	Cooler °C:	Q ¹	Bias	RC	
BTEX										
DN68A	01NE21SS169	Primary Sample	8/24/01	SX	2.5	NR*	none			
DN68B	01NE21SS269	QC Dup of 01NE21SS169	8/24/01	SX	2.5	NR*	none			
DN68K	01NE09SS171		8/24/01	SX	2.5	NR*	none			
DN68L	01NE00TB111	Trip Blank	8/24/01	SX	2.5	NR*	none			
Diesel / Residual Range Organics										
DN68A	01NE21SS169	Primary Sample	8/24/01	SX	2.5	NR*	none			
DN68B	01NE21SS269	QC Dup of 01NE21SS169	8/24/01	SX	2.5	NR*	none			
DN68F	01NE09SD114		8/24/01	SX	2.5	NR*	none			
DN68F-RE	01NE09SD114		8/24/01	SX	2.5	NR*	none			
DN68N	01NE31SS101		8/24/01	SX	1.0	NR*	none			
DN68O	01NE31SS102	Primary Sample	8/24/01	SX	1.0	NR*	none			
DN68Q	01NE31SS103		8/24/01	SX	1.0	NR*	none			
DN68R	01NE31SS104		8/24/01	SX	1.0	NR*	none			
DN68S	01NE32SS101		8/24/01	SX	1.0	NR*	none			
DN68T	01NE32SS102		8/24/01	SX	1.0	NR*	none			
DN68U	01NE32SS103		8/24/01	SX	1.0	NR*	none			
DN68V	01NE32SS104		8/24/01	SX	1.0	NR*	none			
Gasoline Range Organics										
DN68A	01NE21SS169	Primary Sample	8/24/01	SX	2.5	NR*	none			
DN68B	01NE21SS269	QC Dup of 01NE21SS169	8/24/01	SX	2.5	NR*	none			
DN68G	01NE09SD113	Primary Sample	8/24/01	SX	2.5	NR*	none			
DN68K	01NE09SS171		8/24/01	SX	2.5	NR*	none			
DN68L	01NE00TB111	Trip Blank	8/24/01	SX	2.5	NR*	none			
General Chemistry										
DN68F	01NE09SD114		8/24/01	SX	2.5	NR*	none			
Organochlorine Pesticides / PCBs										
DN68N	01NE31SS101		8/24/01	SX	1.0	NR*	none			
DN68N-DL	01NE31SS101		8/24/01	SX	1.0	NR*	none			
DN68O	01NE31SS102	Primary Sample	8/24/01	SX	1.0	NR*	none			
DN68O-DL	01NE31SS102	Primary Sample	8/24/01	SX	1.0	NR*	none			
DN68P	01NE31SS202	QC Dup of 01NE31SS102	8/24/01	SX	1.0	NR*	none			
DN68P-DL	01NE31SS202	QC Dup of 01NE31SS102	8/24/01	SX	1.0	NR*	none			
DN68Q	01NE31SS103		8/24/01	SX	1.0	NR*	none			
DN68Q-DL	01NE31SS103		8/24/01	SX	1.0	NR*	none			
DN68R	01NE31SS104		8/24/01	SX	1.0	NR*	none			
DN68R-DL	01NE31SS104		8/24/01	SX	1.0	NR*	none			
DN68U	01NE32SS103		8/24/01	SX	1.0	NR*	none			
DN68V	01NE32SS104		8/24/01	SX	1.0	NR*	none			

Table 1 - Samples List
NE Cape HTRW - St. Lawrence Island

Laboratory: ARI (Primary Laboratory)		SDG: DN68		Date Rec'd: 8/28/01		Temp Blank °C:		Cooler °C:		Q ¹		Bias		RC	
Lab ID	Field ID	Field QC ID	Date Collected	Matrix	Temp Blank °C:	Cooler °C:	Q ¹	Bias	RC						
Polychlorinated Biphenyls															
DN68A	01NE21SS169	Primary Sample	8/24/01	SX	2.5	NR*	none								
DN68B	01NE21SS269	QC Dup of 01NE21SS169	8/24/01	SX	2.5	NR*	none								
DN68F	01NE09SD114		8/24/01	SX	2.5	NR*	none								
DN68M	01NE34SS104		8/23/01	SX	1.0	NR*	none								
Polynuclear Aromatic Hydrocarbons															
DN68F	01NE09SD114		8/24/01	SX	2.5	NR*	none								
Total Metals															
DN68A	01NE21SS169	Primary Sample	8/24/01	SX	2.5	NR*	none								
DN68B	01NE21SS269	QC Dup of 01NE21SS169	8/24/01	SX	2.5	NR*	none								
DN68F	01NE09SD114		8/24/01	SX	2.5	NR*	none								
Volatile Organics															
DN68C	01NE09SD108		8/23/01	SX	2.5	NR*	none								
DN68D	01NE09SD109		8/23/01	SX	2.5	NR*	none								
DN68E	01NE09SD107		8/23/01	SX	2.5	NR*	none								
DN68F	01NE09SD114		8/24/01	SX	2.5	NR*	none								
DN68G	01NE09SD113	Primary Sample	8/24/01	SX	2.5	NR*	none								
DN68H	01NE09SD213	QC Dup of 01NE09SD113	8/24/01	SX	2.5	NR*	none								
DN68L	01NE00TB111	Trip Blank	8/24/01	SX	2.5	NR*	none								
SDG: DN69		Date Rec'd: 8/28/01		Temp Blank °C:		Cooler °C:		Q ¹		Bias		RC			
Lab ID	Field ID	Field QC ID	Date Collected	Matrix	Temp Blank °C:	Cooler °C:	Q ¹	Bias	RC						
BTEX															
DN69N	01NE31SS121	Primary Sample	8/24/01	SX	2.5	NR*	none								
DN69O	01NE31SS122		8/24/01	SX	2.5	NR*	none								
DN69P	01NE31SS123		8/24/01	SX	2.5	NR*	none								
DN69Q	01NE31SS124		8/24/01	SX	2.5	NR*	none								
DN69R	01NE31SS221	QC Dup of 01NE31SS121	8/24/01	SX	2.5	NR*	none								
DN69S	01NE00TB114	Trip Blank	8/24/01	SX	2.5	NR*	none								

Table 1 - Samples List

NE Cape HTRW - St. Lawrence Island

Laboratory: **ARI** (Primary Laboratory)

SDG: **DN69**

Date Rec'd: **8/28/01**

Lab ID	Field ID	Field QC ID	Date Collected	Matrix	Temp Blank °C:	Cooler °C:	Q ¹	Bias	RC
--------	----------	-------------	----------------	--------	----------------	------------	----------------	------	----

Diesel / Residual Range Organics

DN69A	01NE21SB169		8/24/01	SX	3.5	NR*	none		
DN69B	01NE21SB170		8/24/01	SX	3.5	NR*	none		
DN69C	01NE21SS170		8/24/01	SX	3.5	NR*	none		
DN69D	01NE21SB171		8/24/01	SX	3.5	NR*	none		
DN69E	01NE21SS171		8/24/01	SX	3.5	NR*	none		
DN69F	01NE21SS172		8/24/01	SX	3.5	NR*	none		
DN69G	01NE21SS173		8/24/01	SX	3.5	NR*	none		
DN69H	01NE21SD113		8/24/01	SX	3.5	NR*	none		
DN69I	01NE21SD114		8/24/01	SX	3.5	NR*	none		
DN69N	01NE31SS121	Primary Sample	8/24/01	SX	2.5	NR*	none		
DN69O	01NE31SS122		8/24/01	SX	2.5	NR*	none		
DN69P	01NE31SS123		8/24/01	SX	2.5	NR*	none		
DN69Q	01NE31SS124		8/24/01	SX	2.5	NR*	none		
DN69R	01NE31SS221	QC Dup of 01NE31SS121	8/24/01	SX	2.5	NR*	none		

Gasoline Range Organics

DN69N	01NE31SS121	Primary Sample	8/24/01	SX	2.5	NR*	none		
DN69O	01NE31SS122		8/24/01	SX	2.5	NR*	none		
DN69P	01NE31SS123		8/24/01	SX	2.5	NR*	none		
DN69Q	01NE31SS124		8/24/01	SX	2.5	NR*	none		
DN69R	01NE31SS221	QC Dup of 01NE31SS121	8/24/01	SX	2.5	NR*	none		
DN69S	01NE00TB114	Trip Blank	8/24/01	SX	2.5	NR*	none		

Organochlorine Pesticides / PCBs

DN69N	01NE31SS121	Primary Sample	8/24/01	SX	2.5	NR*	none		
DN69O	01NE31SS122		8/24/01	SX	2.5	NR*	none		
DN69O-DL	01NE31SS122		8/24/01	SX	2.5	NR*	none		
DN69P	01NE31SS123		8/24/01	SX	2.5	NR*	none		
DN69P-DL	01NE31SS123		8/24/01	SX	2.5	NR*	none		
DN69Q	01NE31SS124		8/24/01	SX	2.5	NR*	none		

Polychlorinated Biphenyls

DN69A	01NE21SB169		8/24/01	SX	3.5	NR*	none		
DN69B	01NE21SB170		8/24/01	SX	3.5	NR*	none		
DN69C	01NE21SS170		8/24/01	SX	3.5	NR*	none		
DN69D	01NE21SB171		8/24/01	SX	3.5	NR*	none		
DN69E	01NE21SS171		8/24/01	SX	3.5	NR*	none		
DN69F	01NE21SS172		8/24/01	SX	3.5	NR*	none		
DN69G	01NE21SS173		8/24/01	SX	3.5	NR*	none		
DN69H	01NE21SD113		8/24/01	SX	3.5	NR*	none		
DN69I	01NE21SD114		8/24/01	SX	3.5	NR*	none		
DN69J	01NE14SS101		8/24/01	SX	3.5	NR*	none		
DN69K	01NE14SS102		8/24/01	SX	3.5	NR*	none		
DN69K-DL	01NE14SS102		8/24/01	SX	3.5	NR*	none		
DN69L	01NE14SS103	Primary Sample	8/24/01	SX	3.5	NR*	none		
DN69M	01NE14SS203	QC Dup of 01NE14SS103	8/24/01	SX	3.5	NR*	none		

Prepared by *ETHIX*

3/19/02

E-1-29

Table 1 - Samples List
NE Cape HTRW - St. Lawrence Island

Table 1 - Samples List
NE Cape HTRW - St. Lawrence Island

Laboratory: **ARI** (Primary Laboratory)

SDG: **DN69**

Date Rec'd: **8/28/01**

Lab ID	Field ID	Field QC ID	Date Collected	Matrix	Temp Blank °C:	Cooler °C:	Q ¹	Bias	RC
Total Metals									
DN69A	01NE21SB169		8/24/01	SX	3.5	NR*	none		
DN69B	01NE21SB170		8/24/01	SX	3.5	NR*	none		
DN69C	01NE21SS170		8/24/01	SX	3.5	NR*	none		
DN69D	01NE21SB171		8/24/01	SX	3.5	NR*	none		
DN69E	01NE21SS171		8/24/01	SX	3.5	NR*	none		
DN69F	01NE21SS172		8/24/01	SX	3.5	NR*	none		
DN69G	01NE21SS173		8/24/01	SX	3.5	NR*	none		
DN69H	01NE21SD113		8/24/01	SX	3.5	NR*	none		
DN69I	01NE21SD114		8/24/01	SX	3.5	NR*	none		

SDG: **DN70**

Date Rec'd: **8/28/01**

Lab ID	Field ID	Field QC ID	Date Collected	Matrix	Temp Blank °C:	Cooler °C:	Q ¹	Bias	RC
BTEX									
DN70A	01NE21SB170		8/24/01	SX	5.0	NR*	none		
DN70B	01NE21SS170		8/24/01	SX	5.0	NR*	none		
DN70C	01NE24SD114	Primary Sample	8/24/01	SX	5.0	NR*	none		
DN70D	01NE21SD113		8/24/01	SX	5.0	NR*	none		
DN70E	01NE24SD214	QC Dup of 01NE24SD114	8/24/01	SX	5.0	NR*	none		
DN70F	01NE21SB169		8/24/01	SX	5.0	NR*	none		
DN70G	01NE21SB171		8/24/01	SX	5.0	NR*	none		
DN70H	01NE21SS172		8/24/01	SX	5.0	NR*	none		
DN70I	01NE21SD114		8/24/01	SX	5.0	NR*	none		
DN70J	01NE21SS173		8/24/01	SX	5.0	NR*	none		
DN70K	01NE24SD115		8/24/01	SX	5.0	NR*	none		
DN70L	01NE00TB109	Trip Blank	8/24/01	SX	5.0	NR*	none		

Gasoline Range Organics

DN70A	01NE21SB170		8/24/01	SX	5.0	NR*	none		
DN70B	01NE21SS170		8/24/01	SX	5.0	NR*	none		
DN70C	01NE24SD114	Primary Sample	8/24/01	SX	5.0	NR*	none		
DN70D	01NE21SD113		8/24/01	SX	5.0	NR*	none		
DN70E	01NE24SD214	QC Dup of 01NE24SD114	8/24/01	SX	5.0	NR*	none		
DN70F	01NE21SB169		8/24/01	SX	5.0	NR*	none		
DN70G	01NE21SB171		8/24/01	SX	5.0	NR*	none		
DN70H	01NE21SS172		8/24/01	SX	5.0	NR*	none		
DN70I	01NE21SD114		8/24/01	SX	5.0	NR*	none		
DN70J	01NE21SS173		8/24/01	SX	5.0	NR*	none		
DN70K	01NE24SD115		8/24/01	SX	5.0	NR*	none		
DN70L	01NE00TB109	Trip Blank	8/24/01	SX	5.0	NR*	none		

Table 1 - Samples List

NE Cape HTRW - St. Lawrence Island

Laboratory: **ARI** (Primary Laboratory)

SDG: **DN71**

Date Rec'd: **8/28/01**

Lab ID	Field ID	Field QC ID	Date Collected	Matrix	Temp Blank °C:	Cooler °C:	Q ¹	Bias	RC
BTEX									
DN71A	01NE09SW112		8/26/01	WX	1.5	NR*	none		
Diesel / Residual Range Organics									
DN71A	01NE09SW112		8/26/01	WX	1.5	NR*	none		
DN71B	01NE09WP102		8/26/01	WX	1.5	NR*	none		
DN71C	01NE06SW116		8/26/01	WX	1.5	NR*	none		
DN71D	01NE09MW103		8/26/01	WX	1.5	NR*	none		
DN71D-RE	01NE09MW103		8/26/01	WX	1.5	NR*	none		
DN71E	01NE09SW111		8/26/01	WX	2.5	NR*	none		
DN71F	01NE24SW114	Primary Sample	8/24/01	WX	6.5	NR*	none		
DN71G	01NE24SW214	QC Dup of 01NE24SW114	8/24/01	WX	6.5	NR*	none		
DN71H	01NE03WP102		8/25/01	WX	3.5	NR*	none		
DN71I	01NE03WP103		8/25/01	WX	3.5	NR*	none		
DN71J	01NE03WP104		8/25/01	WX	3.5	NR*	none		
DN71M	01NE21SW113	Primary Sample	8/24/01	WX	4.5	NR*	none		
DN71N	01NE21SW213	QC Dup of 01NE21SW113	8/24/01	WX	4.5	NR*	none		
DN71P	01NE09SW110		8/25/01	WX	3.0	NR*	none		
Gasoline Range Organics									
DN71A	01NE09SW112		8/26/01	WX	1.5	NR*	none		
DN71Q	01NE09WP102		8/26/01	WX	3.0	NR*	none		
DN71R	01NE09MW103		8/26/01	WX	3.0	NR*	none		
DN71S	01NE00TB116	Trip Blank	8/26/01	WX	3.0	NR*	none		
DN71T	01NE09SW111		8/26/01	WX	1.5	NR*	none		
Polychlorinated Biphenyls									
DN71A	01NE09SW112		8/26/01	WX	1.5	NR*	none		
DN71B	01NE09WP102		8/26/01	WX	1.5	NR*	none		
DN71D	01NE09MW103		8/26/01	WX	1.5	NR*	none		
DN71E	01NE09SW111		8/26/01	WX	2.5	NR*	none		
DN71F	01NE24SW114	Primary Sample	8/24/01	WX	6.5	NR*	none		
DN71G	01NE24SW214	QC Dup of 01NE24SW114	8/24/01	WX	6.5	NR*	none		
DN71M	01NE21SW113	Primary Sample	8/24/01	WX	4.5	NR*	none		
DN71P	01NE09SW110		8/25/01	WX	3.0	NR*	none		
Polynuclear Aromatic Hydrocarbons									
DN71A	01NE09SW112		8/26/01	WX	1.5	NR*	none		
DN71B	01NE09WP102		8/26/01	WX	1.5	NR*	none		
DN71D	01NE09MW103		8/26/01	WX	1.5	NR*	none		
DN71E	01NE09SW111		8/26/01	WX	2.5	NR*	none		
DN71P	01NE09SW110		8/25/01	WX	3.0	NR*	none		

Table 1 - Samples List

NE Cape HTRW - St. Lawrence Island

Laboratory: **ARI** (Primary Laboratory)

SDG: **DN71**

Date Rec'd: **8/28/01**

Lab ID	Field ID	Field QC ID	Date Collected	Matrix	Temp Blank °C:	Cooler °C:	¹ Q	Bias	RC
Total Metals									
DN71A	01NE09SW112		8/26/01	WX	1.5	NR*	J/UJ	L	t
DN71B	01NE09WP102		8/26/01	WX	1.5	NR*	J/UJ	L	t
DN71D	01NE09MW103		8/26/01	WX	1.5	NR*	J/UJ	L	t
DN71E	01NE09SW111		8/26/01	WX	2.5	NR*	none		
DN71K	01NE31SW101		8/24/01	WX	3.5	NR*	none		
DN71L	01NE31SW102		8/24/01	WX	3.5	NR*	none		
DN71O	01NE21SW114		8/24/01	WX	4.5	NR*	none		
DN71P	01NE09SW110		8/25/01	WX	3.0	NR*	none		

Volatile Organics

DN71A	01NE09SW112		8/26/01	WX	1.5	NR*	none		
DN71Q	01NE09WP102		8/26/01	WX	3.0	NR*	none		
DN71R	01NE09MW103		8/26/01	WX	3.0	NR*	none		
DN71S	01NE00TB116	Trip Blank	8/26/01	WX	3.0	NR*	none		
DN71T	01NE09SW111		8/26/01	WX	1.5	NR*	none		

SDG: **DN73**

Date Rec'd: **8/28/01**

Lab ID	Field ID	Field QC ID	Date Collected	Matrix	Temp Blank °C:	Cooler °C:	¹ Q	Bias	RC
BTEX									
DN73C	01NE06WP103		8/25/01	WX	6.0	NR*	none		
DN73D	01NE31SW101		8/24/01	WX	6.0	NR*	none		
DN73E	01NE31SW102		8/24/01	WX	6.0	NR*	none		
DN73I	01NE00TB115	Trip Blank	8/24/01	WX	6.0	NR*	none		
DN73L	01NE24SW114	Primary Sample	8/24/01	WX	4.5	NR*	none		

Diesel / Residual Range Organics

DN73A	01NE30WP101		8/25/01	WX	6.0	NR*	none		
DN73A-RE	01NE30WP101		8/25/01	WX	6.0	NR*	none		
DN73C	01NE06WP103		8/25/01	WX	4.0	NR*	none		
DN73C-RE	01NE06WP103		8/25/01	WX	4.0	NR*	none		
DN73D	01NE31SW101		8/24/01	WX	4.5	NR*	none		
DN73D-RE	01NE31SW101		8/24/01	WX	4.5	NR*	none		
DN73E	01NE31SW102		8/24/01	WX	4.5	NR*	none		
DN73E-RE	01NE31SW102		8/24/01	WX	4.5	NR*	none		
DN73F	01NE04WP104		8/25/01	WX	6.0	NR*	none		
DN73F-RE	01NE04WP104		8/25/01	WX	6.0	NR*	none		
DN73G	01NE04WP102		8/25/01	WX	4.0	NR*	none		
DN73G-RE	01NE04WP102		8/25/01	WX	4.0	NR*	none		
DN73H	01NE04WP103		8/25/01	WX	4.0	NR*	none		
DN73H-RE	01NE04WP103		8/25/01	WX	4.0	NR*	none		
DN73M	01NE21SW114		8/21/01	WX	4.5	NR*	none		
DN73M-RE	01NE21SW114		8/21/01	WX	4.5	NR*	none		

Table 1 - Samples List
NE Cape HTRW - St. Lawrence Island

Laboratory: ARI (Primary Laboratory)					Temp	Cooler			
SDG: DN73					Blank	°C:			
Date Rec'd: 8/28/01			Date		°C:	°C:			
Lab ID	Field ID	Field QC ID	Collected	Matrix	°C:	°C:	Q	Bias	RC
Gasoline Range Organics									
DN73A	01NE30WP101		8/25/01	WX	6.0	NR*	none		
DN73B	01NE09SW110		8/25/01	WX	6.0	NR*	none		
DN73C	01NE06WP103		8/25/01	WX	6.0	NR*	none		
DN73D	01NE31SW101		8/24/01	WX	6.0	NR*	none		
DN73E	01NE31SW102		8/24/01	WX	6.0	NR*	none		
DN73I	01NE00TB115	Trip Blank	8/24/01	WX	6.0	NR*	none		
DN73J	01NE21SW113	Primary Sample	8/24/01	WX	4.5	NR*	none		
DN73L	01NE24SW114	Primary Sample	8/24/01	WX	4.5	NR*	none		
DN73M	01NE21SW114		8/21/01	WX	4.5	NR*	none		
DN73N	01NE21SW213	QC Dup of 01NE21SW113	8/24/01	WX	4.5	NR*	none		
DN73O	01NE00TB113	Trip Blank	8/24/01	WX	4.5	NR*	none		
Polychlorinated Biphenyls									
DN73C	01NE06WP103		8/25/01	WX	4.0	NR*	none		
DN73M	01NE21SW114		8/21/01	WX	4.5	NR*	none		
Polynuclear Aromatic Hydrocarbons									
DN73A	01NE30WP101		8/25/01	WX	6.0	NR*	none		
DN73D	01NE31SW101		8/24/01	WX	4.5	NR*	none		
DN73E	01NE31SW102		8/24/01	WX	4.5	NR*	none		
Total Metals									
DN73A	01NE30WP101		8/25/01	WX	6.0	NR*	none		
DN73C	01NE06WP103		8/25/01	WX	4.0	NR*	none		
DN73J	01NE21SW113	Primary Sample	8/24/01	WX	4.5	NR*	none		
DN73K	01NE24SW214	QC Dup of 01NE24SW114	8/24/01	WX	4.5	NR*	none		
DN73L	01NE24SW114	Primary Sample	8/24/01	WX	4.5	NR*	none		
Volatile Organics									
DN73A	01NE30WP101		8/25/01	WX	6.0	NR*	none		
DN73B	01NE09SW110		8/25/01	WX	6.0	NR*	none		
DN73I	01NE00TB115	Trip Blank	8/24/01	WX	6.0	NR*	none		

Table 1 - Samples List

NE Cape HTRW - St. Lawrence Island

Laboratory: **ARI** (Primary Laboratory)

SDG: **DN76**

Date Rec'd: **8/28/01**

Lab ID	Field ID	Field QC ID	Date Collected	Matrix	Temp Blank °C:	Cooler °C:	¹ Q	Bias	RC
Diesel / Residual Range Organics									
DN76D	01NE09SD107		8/23/01	SX	5.8	5	none		
DN76E	01NE09SD108		8/23/01	SX	5.8	5	none		
DN76F	01NE30SS101	Primary Sample	8/24/01	SX	4.5	NR*	none		
DN76G	01NE30SD101		8/24/01	SX	4.5	NR*	none		
DN76H	01NE30SS103		8/24/01	SX	4.5	NR*	none		
DN76I	01NE30SS102		8/24/01	SX	4.5	NR*	none		
DN76J	01NE09SD109		8/24/01	SX	4.5	NR*	none		
DN76K	01NE09SD213	QC Dup of 01NE09SD113	8/24/01	SX	4.5	NR*	none		
DN76L	01NE24SD114	Primary Sample	8/24/01	SX	4.5	NR*	none		
DN76M	01NE24SD115		8/24/01	SX	4.5	NR*	none		
DN76N	01NE32SS105		8/24/01	SX	4.5	NR*	none		
DN76P	01NE09SD113	Primary Sample	8/24/01	SX	4.5	NR*	none		
General Chemistry									
DN76P	01NE09SD113	Primary Sample	8/24/01	SX	4.5	NR*	none		
Organochlorine Pesticides / PCBs									
DN76N	01NE32SS105		8/24/01	SX	4.5	NR*	none		
Polychlorinated Biphenyls									
DN76A	01NE16SS165	Primary Sample	8/23/01	SX	5.8	5	none		
DN76C	01NE16SS166		8/23/01	SX	5.8	5	none		
DN76D	01NE09SD107		8/23/01	SX	5.8	5	none		
DN76E	01NE09SD108		8/23/01	SX	5.8	5	none		
DN76J	01NE09SD109		8/24/01	SX	4.5	NR*	none		
DN76K	01NE09SD213	QC Dup of 01NE09SD113	8/24/01	SX	4.5	NR*	none		
DN76L	01NE24SD114	Primary Sample	8/24/01	SX	4.5	NR*	none		
DN76M	01NE24SD115		8/24/01	SX	4.5	NR*	none		
DN76P	01NE09SD113	Primary Sample	8/24/01	SX	4.5	NR*	none		
Polynuclear Aromatic Hydrocarbons									
DN76D	01NE09SD107		8/23/01	SX	5.8	5	none		
DN76E	01NE09SD108		8/23/01	SX	5.8	5	none		
DN76E-RE	01NE09SD108		8/23/01	SX	5.8	5	none		
DN76F	01NE30SS101	Primary Sample	8/24/01	SX	4.5	NR*	none		
DN76G	01NE30SD101		8/24/01	SX	4.5	NR*	none		
DN76H	01NE30SS103		8/24/01	SX	4.5	NR*	none		
DN76H-RE	01NE30SS103		8/24/01	SX	4.5	NR*	none		
DN76I	01NE30SS102		8/24/01	SX	4.5	NR*	none		
DN76J	01NE09SD109		8/24/01	SX	4.5	NR*	none		
DN76K	01NE09SD213	QC Dup of 01NE09SD113	8/24/01	SX	4.5	NR*	none		
DN76P	01NE09SD113	Primary Sample	8/24/01	SX	4.5	NR*	none		
DN76P-RE	01NE09SD113	Primary Sample	8/24/01	SX	4.5	NR*	none		

Table 1 - Samples List
NE Cape HTRW - St. Lawrence Island

Laboratory: **ARI** (Primary Laboratory)

SDG: **DN76**

Date Rec'd: **8/28/01**

Lab ID	Field ID	Field QC ID	Date Collected	Matrix	Temp Blank °C:	Cooler °C:	Q ¹	Bias	RC
Total Metals									
DN76A	01NE16SS165	Primary Sample	8/23/01	SX	5.8	5	none		
DN76B	01NE16SS265	QC Dup of 01NE16SS165	8/23/01	SX	5.8	5	none		
DN76C	01NE16SS166		8/23/01	SX	5.8	5	none		
DN76D	01NE09SD107		8/23/01	SX	5.8	5	none		
DN76E	01NE09SD108		8/23/01	SX	5.8	5	none		
DN76F	01NE30SS101	Primary Sample	8/24/01	SX	4.5	NR*	none		
DN76G	01NE30SD101		8/24/01	SX	4.5	NR*	none		
DN76H	01NE30SS103		8/24/01	SX	4.5	NR*	none		
DN76I	01NE30SS102		8/24/01	SX	4.5	NR*	none		
DN76J	01NE09SD109		8/24/01	SX	4.5	NR*	none		
DN76K	01NE09SD213	QC Dup of 01NE09SD113	8/24/01	SX	4.5	NR*	none		
DN76L	01NE24SD114	Primary Sample	8/24/01	SX	4.5	NR*	none		
DN76M	01NE24SD115		8/24/01	SX	4.5	NR*	none		
DN76O	01NE30SS201	QC Dup of 01NE30SS101	8/24/01	SX	4.5	NR*	none		
DN76P	01NE09SD113	Primary Sample	8/24/01	SX	4.5	NR*	none		

SDG: **DN78**

Date Rec'd: **8/28/01**

Lab ID	Field ID	Field QC ID	Date Collected	Matrix	Temp Blank °C:	Cooler °C:	Q ¹	Bias	RC
Diesel / Residual Range Organics									
DN78A	01NE31SS105	Primary Sample	8/23/01	SX	5.8	5	none		
DN78B	01NE31SS205	QC Dup of 01NE31SS105	8/23/01	SX	5.8	5	none		
DN78C	01NE31SS106		8/23/01	SX	5.8	5	none		
DN78D	01NE31SS107		8/23/01	SX	5.8	5	none		
DN78E	01NE31SS108		8/23/01	SX	5.8	5	none		
DN78F	01NE31SS109		8/23/01	SX	5.8	5	none		
DN78G	01NE31SS110		8/23/01	SX	5.8	5	none		
DN78H	01NE31SS111		8/23/01	SX	5.8	5	none		
DN78I	01NE31SS112		8/23/01	SX	5.8	5	none		
DN78J	01NE31SS113		8/23/01	SX	5.8	5	none		
DN78K	01NE31SS114		8/23/01	SX	5.8	5	none		
DN78L	01NE31SS115		8/23/01	SX	5.8	5	none		
DN78M	01NE31SS116		8/23/01	SX	5.8	5	none		
DN78N	01NE31SS117		8/23/01	SX	5.8	5	none		
DN78O	01NE31SS118		8/23/01	SX	5.8	5	none		
DN78P	01NE31SS119		8/23/01	SX	5.8	5	none		
DN78Q	01NE31SS120	Primary Sample	8/23/01	SX	5.8	5	none		
DN78R	01NE31SS220	QC Dup of 01NE31SS120	8/23/01	SX	5.8	5	none		
DN78S	01NE31SS125		8/23/01	SX	5.8	5	none		

Table 1 - Samples List
NE Cape HTRW - St. Lawrence Island

Laboratory: **ARI** (Primary Laboratory)

SDG: **DY36**

Date Rec'd: **8/28/01**

Lab ID	Field ID	Field QC ID	Date Collected	Matrix	Temp Blank °C:	Cooler °C:	Q ¹	Bias	RC
Total Metals									
DY36A	01NE09SD107		8/23/01	SX	5.8	NR*	none		
DY36B	01NE09SD108		8/23/01	SX	5.8	NR*	none		
DY36C	01NE30SS101	Primary Sample	8/24/01	SX	4.5	NR*	none		
DY36D	01NE30SD101		8/24/01	SX	4.5	NR*	none		
DY36E	01NE30SS103		8/24/01	SX	4.5	NR*	none		
DY36F	01NE30SS102		8/24/01	SX	4.5	NR*	none		
DY36G	01NE09SD109		8/24/01	SX	4.5	NR*	none		
DY36H	01NE09SD213	QC Dup of 01NE09SD113	8/24/01	SX	4.5	NR*	none		
DY36I	01NE24SD114	Primary Sample	8/24/01	SX	4.5	NR*	none		
DY36J	01NE24SD115		8/24/01	SX	4.5	NR*	none		
DY36K	01NE30SS201	QC Dup of 01NE30SS101	8/24/01	SX	4.5	NR*	none		
DY36L	01NE09SD113	Primary Sample	8/24/01	SX	4.5	NR*	none		

SDG: **DY38**

Date Rec'd: **8/28/01**

Lab ID	Field ID	Field QC ID	Date Collected	Matrix	Temp Blank °C:	Cooler °C:	Q ¹	Bias	RC
Total Metals									
DY38A	01NE21SS169	Primary Sample	8/24/01	SX	2.5	NR*	none		
DY38B	01NE21SS269	QC Dup of 01NE21SS169	8/24/01	SX	2.5	NR*	none		
DY38C	01NE09SD114		8/24/01	SX	4.5	NR*	none		

SDG: **DY39**

Date Rec'd: **8/28/01**

Lab ID	Field ID	Field QC ID	Date Collected	Matrix	Temp Blank °C:	Cooler °C:	Q ¹	Bias	RC
Total Metals									
DY39A	01NE21SB169		8/24/01	SX	3.5	NR*	none		
DY39B	01NE21SB170		8/24/01	SX	3.5	NR*	none		
DY39C	01NE21SS170		8/24/01	SX	3.5	NR*	none		
DY39D	01NE21SB171		8/24/01	SX	3.5	NR*	none		
DY39E	01NE21SS171		8/24/01	SX	3.5	NR*	none		
DY39F	01NE21SS172		8/24/01	SX	3.5	NR*	none		
DY39G	01NE21SS173		8/24/01	SX	3.5	NR*	none		
DY39H	01NE21SD113		8/24/01	SX	3.5	NR*	none		
DY39I	01NE21SD114		8/24/01	SX	3.5	NR*	none		

Table 1 - Samples List

NE Cape HTRW - St. Lawrence Island

Laboratory: **ARI** (Primary Laboratory)

SDG: **DN88**

Date Rec'd: **8/29/01**

Lab ID	Field ID	Field QC ID	Date Collected	Matrix	Temp Blank °C:	Cooler °C:	Q ¹	Bias	RC
Diesel / Residual Range Organics									
DN88A	01NE07WP102	Primary Sample	8/27/01	WX	5.0	NR*	none		
DN88C	01NE30WP102		8/28/01	WX	4.0	NR*	none		
DN88D	01NE06WP102		8/27/01	WX	4.0	NR*	none		
DN88E	01NE07WP101		8/28/01	WX	1.5	NR*	none		
DN88F	01NE07WP103		8/27/01	WX	2.0	NR*	none		
Gasoline Range Organics									
DN88A	01NE07WP102	Primary Sample	8/27/01	WX	4.0	NR*	none		
DN88C	01NE30WP102		8/28/01	WX	4.0	NR*	none		
DN88F	01NE07WP103		8/27/01	WX	4.0	NR*	none		
DN88G	01NE07WP101		8/26/01	WX	4.0	NR*	none		
DN88H	01NE00TB118	Trip Blank	8/27/01	WX	4.0	NR*	none		
Polychlorinated Biphenyls									
DN88A	01NE07WP102	Primary Sample	8/27/01	WX	5.0	NR*	none		
DN88E	01NE07WP101		8/28/01	WX	1.5	NR*	none		
DN88F	01NE07WP103		8/27/01	WX	2.0	NR*	none		
Polynuclear Aromatic Hydrocarbons									
DN88A	01NE07WP102	Primary Sample	8/27/01	WX	5.0	NR*	none		
DN88B	01NE07WP202	QC Dup of 01NE07WP102	8/27/01	WX	5.0	NR*	none		
DN88C	01NE30WP102		8/28/01	WX	4.0	NR*	none		
DN88E	01NE07WP101		8/28/01	WX	1.5	NR*	none		
DN88F	01NE07WP103		8/27/01	WX	2.0	NR*	none		
Total Metals									
DN88A	01NE07WP102	Primary Sample	8/27/01	WX	5.0	NR*	none		
DN88C	01NE30WP102		8/28/01	WX	4.0	NR*	none		
DN88E	01NE07WP101		8/28/01	WX	1.5	NR*	J/UJ	L	t
DN88F	01NE07WP103		8/27/01	WX	2.0	NR*	none		
Volatile Organics									
DN88A	01NE07WP102	Primary Sample	8/27/01	WX	4.0	NR*	none		
DN88B	01NE07WP202	QC Dup of 01NE07WP102	8/27/01	WX	4.0	NR*	none		
DN88C	01NE30WP102		8/28/01	WX	4.0	NR*	none		
DN88F	01NE07WP103		8/27/01	WX	4.0	NR*	none		
DN88G	01NE07WP101		8/26/01	WX	4.0	NR*	none		
DN88H	01NE00TB118	Trip Blank	8/27/01	WX	4.0	NR*	none		

Table 1 - Samples List

NE Cape HTRW - St. Lawrence Island

Laboratory: **ARI** (Primary Laboratory)

SDG: **DQ74**

Date Rec'd: **9/27/01**

Lab ID	Field ID	Field QC ID	Date Collected	Matrix	Temp Blank °C:	Cooler °C:	Q ¹	Bias	RC
Organochlorine Pesticides / PCBs									
DQ74A	01NE16SS167		9/24/01	SX	4.0	NR*	none		
DQ74B	01NE16SS168		9/24/01	SX	4.0	NR*	none		
DQ74B-DL	01NE16SS168		9/24/01	SX	4.0	NR*	none		
DQ74C	01NE28SD183		9/24/01	SX	4.0	NR*	none		
DQ74C-DL	01NE28SD183		9/24/01	SX	4.0	NR*	none		
DQ74D	01NE28SD184		9/24/01	SX	4.0	NR*	none		
DQ74E	01NE28SD185	Primary Sample	9/24/01	SX	4.0	NR*	none		
DQ74E-DL	01NE28SD185	Primary Sample	9/24/01	SX	4.0	NR*	none		
DQ74F	01NE28SD186		9/24/01	SX	4.0	NR*	none		
DQ74F-DL	01NE28SD186		9/24/01	SX	4.0	NR*	none		
DQ74G	01NE28SD187		9/24/01	SX	4.0	NR*	none		
DQ74H	01NE28SD188		9/24/01	SX	4.0	NR*	none		
DQ74I	01NE28SD189		9/24/01	SX	4.0	NR*	none		
DQ74J	01NE28SD190		9/24/01	SX	4.0	NR*	none		
DQ74K	01NE28SD191		9/24/01	SX	4.0	NR*	none		
DQ74L	01NE28SD192	Primary Sample	9/24/01	SX	4.0	NR*	none		
DQ74M	01NE28SD292	QC Dup of 01NE28SD192	9/24/01	SX	4.0	NR*	none		
DQ74N	01NE28SD285	QC Dup of 01NE28SD185	9/24/01	SX	4.0	NR*	none		
DQ74N-DL	01NE28SD285	QC Dup of 01NE28SD185	9/24/01	SX	4.0	NR*	none		

Laboratory: **SAS** (Referee Laboratory)

SDG: **99805**

Date Rec'd: **7/27/01**

Lab ID	Field ID	Field QC ID	Date Collected	Matrix	Temp Blank °C:	Cooler °C:	Q ¹	Bias	RC
BTEX									
99805-01	01NE35GW301	QA Dup of 01NE35GW101	7/25/01	WX	8.7	8.3	J/UJ	L	t
99805-02	01NE35TB302	Trip Blank	7/25/01	WX	8.7	8.3	J/UJ	L	t
Diesel Range Organics									
99805-01	01NE35GW301	QA Dup of 01NE35GW101	7/25/01	WX	8.7	8.3	J/UJ	L	t
Gasoline Range Organics									
99805-01	01NE35GW301	QA Dup of 01NE35GW101	7/25/01	WX	8.7	8.3	none		
99805-02	01NE35TB302	Trip Blank	7/25/01	WX	8.7	8.3	none		
Residual Range Organics									
99805-01	01NE35GW301	QA Dup of 01NE35GW101	7/25/01	WX	8.7	8.3	J/UJ	L	t

Table 1 - Samples List

NE Cape HTRW - St. Lawrence Island

Laboratory: SAS (Referee Laboratory)

SDG: 100302

Date Rec'd: 8/21/01

Lab ID	Field ID	Field QC ID	Date Collected	Matrix	Temp Blank °C:	Cooler °C:	Q ¹	Bias	RC
Diesel Range Organics									
100302-01	01NE06TP301	QA Dup of 01NE06TP101	8/18/01	SX	1.9	3.6	none		
100302-02	01NE28SD311	QA Dup of 01NE28SD111	8/18/01	SX	1.9	3.6	none		
100302-03	01NE28SD325	QA Dup of 01NE28SD125	8/18/01	SX	1.9	3.6	none		
100302-04	01NE28SD351	QA Dup of 01NE28SD151	8/19/01	SX	1.9	3.6	none		
100302-05	01NE28SD353	QA Dup of 01NE28SD153	8/19/01	SX	1.9	3.6	none		
100302-06	01NE28SD357	QA Dup of 01NE28SD157	8/19/01	SX	1.9	3.6	none		
100302-07	01NE28SW311	QA Dup of 01NE28SW111	8/18/01	WX	1.7	2	none		
100302-08	01NE28SD339	QA Dup of 01NE28SD139	8/19/01	SX	1.9	3.6	none		
100302L04	01NE28SD351	QA Dup of 01NE28SD151	8/19/01	SX	1.9	3.6	none		
100302L05	01NE28SD353	QA Dup of 01NE28SD153	8/19/01	SX	1.9	3.6	none		
Polychlorinated Biphenyls									
100302-02	01NE28SD311	QA Dup of 01NE28SD111	8/18/01	SX	1.9	3.6	none		
100302-03	01NE28SD325	QA Dup of 01NE28SD125	8/18/01	SX	1.9	3.6	none		
100302-04	01NE28SD351	QA Dup of 01NE28SD151	8/19/01	SX	1.9	3.6	none		
100302-05	01NE28SD353	QA Dup of 01NE28SD153	8/19/01	SX	1.9	3.6	none		
100302-06	01NE28SD357	QA Dup of 01NE28SD157	8/19/01	SX	1.9	3.6	none		
100302-07	01NE28SW311	QA Dup of 01NE28SW111	8/18/01	WX	1.7	2	none		
100302-08	01NE28SD339	QA Dup of 01NE28SD139	8/19/01	SX	1.9	3.6	none		
Polynuclear Aromatic Hydrocarbons									
100302-02	01NE28SD311	QA Dup of 01NE28SD111	8/18/01	SX	1.9	3.6	none		
100302-03	01NE28SD325	QA Dup of 01NE28SD125	8/18/01	SX	1.9	3.6	none		
100302-04	01NE28SD351	QA Dup of 01NE28SD151	8/19/01	SX	1.9	3.6	none		
100302-05	01NE28SD353	QA Dup of 01NE28SD153	8/19/01	SX	1.9	3.6	none		
100302-06	01NE28SD357	QA Dup of 01NE28SD157	8/19/01	SX	1.9	3.6	none		
100302-08	01NE28SD339	QA Dup of 01NE28SD139	8/19/01	SX	1.9	3.6	none		
100302L03	01NE28SD325	QA Dup of 01NE28SD125	8/18/01	SX	1.9	3.6	none		
100302L04	01NE28SD351	QA Dup of 01NE28SD151	8/19/01	SX	1.9	3.6	none		
Residual Range Organics									
100302-01	01NE06TP301	QA Dup of 01NE06TP101	8/18/01	SX	1.9	3.6	none		
100302-02	01NE28SD311	QA Dup of 01NE28SD111	8/18/01	SX	1.9	3.6	none		
100302-03	01NE28SD325	QA Dup of 01NE28SD125	8/18/01	SX	1.9	3.6	none		
100302-04	01NE28SD351	QA Dup of 01NE28SD151	8/19/01	SX	1.9	3.6	none		
100302-05	01NE28SD353	QA Dup of 01NE28SD153	8/19/01	SX	1.9	3.6	none		
100302-06	01NE28SD357	QA Dup of 01NE28SD157	8/19/01	SX	1.9	3.6	none		
100302-07	01NE28SW311	QA Dup of 01NE28SW111	8/18/01	WX	1.7	2	none		
100302-08	01NE28SD339	QA Dup of 01NE28SD139	8/19/01	SX	1.9	3.6	none		

Table 1 - Samples List
NE Cape HTRW - St. Lawrence Island

Laboratory: **SAS** (Referee Laboratory)

SDG: **100302**

Date Rec'd: **8/21/01**

Lab ID	Field ID	Field QC ID	Date Collected	Matrix	Temp Blank °C:	Cooler °C:	Q ¹	Bias	RC
Total Metals									
100302-02	01NE28SD311	QA Dup of 01NE28SD111	8/18/01	SX	1.9	3.6	none		
100302-03	01NE28SD325	QA Dup of 01NE28SD125	8/18/01	SX	1.9	3.6	none		
100302-04	01NE28SD351	QA Dup of 01NE28SD151	8/19/01	SX	1.9	3.6	none		
100302-05	01NE28SD353	QA Dup of 01NE28SD153	8/19/01	SX	1.9	3.6	none		
100302-06	01NE28SD357	QA Dup of 01NE28SD157	8/19/01	SX	1.9	3.6	none		
100302-08	01NE28SD339	QA Dup of 01NE28SD139	8/19/01	SX	1.9	3.6	none		

SDG: **100413**

Date Rec'd: **8/24/01**

Lab ID	Field ID	Field QC ID	Date Collected	Matrix	Temp Blank °C:	Cooler °C:	Q ¹	Bias	RC
BTEX									
100413-06	01NE29SW317	QA Dup of 01NE29SW117	8/20/01	WX	2.3	4.5	none		
100413-07	01NE00TB107	Trip Blank	8/20/01	WX	2.3	4.5	none		
Diesel Range Organics									
100413-01	01NE29SD325	QA Dup of 01NE29SD125	8/21/01	SX	4.1	4.6	none		
100413-02	01NE28SD375	QA Dup of 01NE28SD175	8/20/01	SX	4.1	4.6	none		
100413-03	01NE28SD371	QA Dup of 01NE28SD171	8/20/01	SX	4.1	4.6	none		
100413-04	01NE28SD363	QA Dup of 01NE28SD163	8/20/01	SX	4.1	4.6	none		
100413-05	01NE29SD314	QA Dup of 01NE29SD114	8/21/01	SX	4.1	4.6	none		
100413-06	01NE29SW317	QA Dup of 01NE29SW117	8/20/01	WX	2.3	4.5	none		
100413L04	01NE28SD363	QA Dup of 01NE28SD163	8/20/01	SX	4.1	4.6	none		
Gasoline Range Organics									
100413-06	01NE29SW317	QA Dup of 01NE29SW117	8/20/01	WX	2.3	4.5	none		
100413-07	01NE00TB107	Trip Blank	8/20/01	WX	2.3	4.5	none		
Polychlorinated Biphenyls									
100413-01	01NE29SD325	QA Dup of 01NE29SD125	8/21/01	SX	4.1	4.6	none		
100413-02	01NE28SD375	QA Dup of 01NE28SD175	8/20/01	SX	4.1	4.6	none		
100413-03	01NE28SD371	QA Dup of 01NE28SD171	8/20/01	SX	4.1	4.6	none		
100413-04	01NE28SD363	QA Dup of 01NE28SD163	8/20/01	SX	4.1	4.6	none		
100413-05	01NE29SD314	QA Dup of 01NE29SD114	8/21/01	SX	4.1	4.6	none		
100413-06	01NE29SW317	QA Dup of 01NE29SW117	8/20/01	WX	2.3	4.5	none		
Polynuclear Aromatic Hydrocarbons									
100413-01	01NE29SD325	QA Dup of 01NE29SD125	8/21/01	SX	4.1	4.6	none		
100413-02	01NE28SD375	QA Dup of 01NE28SD175	8/20/01	SX	4.1	4.6	none		
100413-03	01NE28SD371	QA Dup of 01NE28SD171	8/20/01	SX	4.1	4.6	none		
100413-04	01NE28SD363	QA Dup of 01NE28SD163	8/20/01	SX	4.1	4.6	none		
100413-05	01NE29SD314	QA Dup of 01NE29SD114	8/21/01	SX	4.1	4.6	none		
100413-06	01NE29SW317	QA Dup of 01NE29SW117	8/20/01	WX	2.3	4.5	none		

Table 1 - Samples List

NE Cape HTRW - St. Lawrence Island

Laboratory: **SAS** (Referee Laboratory)

SDG: **100413**

Date Rec'd: **8/24/01**

Lab ID	Field ID	Field QC ID	Date Collected	Matrix	Temp Blank °C:	Cooler °C:	Q ¹	Bias	RC
Residual Range Organics									
100413-01	01NE29SD325	QA Dup of 01NE29SD125	8/21/01	SX	4.1	4.6	none		
100413-02	01NE28SD375	QA Dup of 01NE28SD175	8/20/01	SX	4.1	4.6	none		
100413-03	01NE28SD371	QA Dup of 01NE28SD171	8/20/01	SX	4.1	4.6	none		
100413-04	01NE28SD363	QA Dup of 01NE28SD163	8/20/01	SX	4.1	4.6	none		
100413-05	01NE29SD314	QA Dup of 01NE29SD114	8/21/01	SX	4.1	4.6	none		
100413-06	01NE29SW317	QA Dup of 01NE29SW117	8/20/01	WX	2.3	4.5	none		
100413L04	01NE28SD363	QA Dup of 01NE28SD163	8/20/01	SX	4.1	4.6	none		
Total Metals									
100413-01	01NE29SD325	QA Dup of 01NE29SD125	8/21/01	SX	4.1	4.6	none		
100413-02	01NE28SD375	QA Dup of 01NE28SD175	8/20/01	SX	4.1	4.6	none		
100413-03	01NE28SD371	QA Dup of 01NE28SD171	8/20/01	SX	4.1	4.6	none		
100413-04	01NE28SD363	QA Dup of 01NE28SD163	8/20/01	SX	4.1	4.6	none		
100413-05	01NE29SD314	QA Dup of 01NE29SD114	8/21/01	SX	4.1	4.6	none		
100413-06	01NE29SW317	QA Dup of 01NE29SW117	8/20/01	WX	2.3	4.5	none		

SDG: **100418**

Date Rec'd: **8/27/01**

Lab ID	Field ID	Field QC ID	Date Collected	Matrix	Temp Blank °C:	Cooler °C:	Q ¹	Bias	RC
Diesel Range Organics									
100418-02	01NE09SW307	QA Dup of 01NE09SW107	8/23/01	WX	2.9	2.6	none		
Gasoline Range Organics									
100418-02	01NE09SW307	QA Dup of 01NE09SW107	8/23/01	WX	4.5	4.4	none		
100418-03	01NE00TB110	Trip Blank	8/23/01	WX	4.5	4.4	none		
Polychlorinated Biphenyls									
100418-02	01NE09SW307	QA Dup of 01NE09SW107	8/23/01	WX	2.9	2.6	none		
Polynuclear Aromatic Hydrocarbons									
100418-02	01NE09SW307	QA Dup of 01NE09SW107	8/23/01	WX	2.9	2.6	none		
Residual Range Organics									
100418-02	01NE09SW307	QA Dup of 01NE09SW107	8/23/01	WX	2.9	2.6	none		
Semivolatile Organics									
100418-01	01NE16GW301	QA Dup of 01NE16GW101	8/23/01	WX	4.5	4.4	none		
Total Metals									
100418-02	01NE09SW307	QA Dup of 01NE09SW107	8/23/01	WX	4.5	4.4	none		
Volatile Organics									
100418-02	01NE09SW307	QA Dup of 01NE09SW107	8/23/01	WX	4.5	4.4	none		
100418-03	01NE00TB110	Trip Blank	8/23/01	WX	4.5	4.4	none		

Table 1 - Samples List

NE Cape HTRW - St. Lawrence Island

Laboratory: **SAS** (Referee Laboratory)

SDG: **100492**

Date Rec'd: **8/28/01**

Lab ID	Field ID	Field QC ID	Date Collected	Matrix	Temp Blank °C:	Cooler °C:	Q	Bias	RC
BTEX									
100492-02	01NE21SW313	QA Dup of 01NESW113	8/24/01	WX	3.9	2.8	none		
100492-03	01NE00TB112	Trip Blank	8/24/01	WX	3.9	2.8	none		
100492-04	01NE21SS369	QA Dup of 01NE21SS169	8/24/01	SX	NR*	5.5	none		
100492-07	01NE24SD314	QA Dup of 01NE24SD114	8/24/01	SX	NR*	5.5	none		
100492-11	01NE31SS321	QA Dup of 01NE31SS121	8/24/01	SX	NR*	5.5	none		
100492-14	01NE00TB106	Trip Blank	8/23/01	SX	NR*	5.5	none		
Diesel Range Organics									
100492-01	01NE24SW314	QA Dup of 01NE24SW114	8/24/01	WX	3.9	2.8	none		
100492-02	01NE21SW313	QA Dup of 01NESW113	8/24/01	WX	3.9	2.8	none		
100492-04	01NE21SS369	QA Dup of 01NE21SS169	8/24/01	SX	NR*	5.5	none		
100492-05	01NE31SS320	QA Dup of 01NE31SS120	8/23/01	SX	NR*	5.5	none		
100492-06	01NE31SS305	QA Dup of 01NE31SS105	8/24/01	SX	NR*	5.5	none		
100492-11	01NE31SS321	QA Dup of 01NE31SS121	8/24/01	SX	NR*	5.5	none		
100492-13	01NE09SD313	QA Dup of 01NE09SD113	8/24/01	SX	NR*	5.5	none		
Gasoline Range Organics									
100492-02	01NE21SW313	QA Dup of 01NESW113	8/24/01	WX	3.9	2.8	none		
100492-03	01NE00TB112	Trip Blank	8/24/01	WX	3.9	2.8	none		
100492-04	01NE21SS369	QA Dup of 01NE21SS169	8/24/01	SX	NR*	5.5	none		
100492-07	01NE24SD314	QA Dup of 01NE24SD114	8/24/01	SX	NR*	5.5	none		
100492-11	01NE31SS321	QA Dup of 01NE31SS121	8/24/01	SX	NR*	5.5	none		
100492-14	01NE00TB106	Trip Blank	8/23/01	SX	NR*	5.5	none		
Organochlorine Pesticides									
100492-10	01NE31SS302	QA Dup of 01NE31SS102	8/24/01	SX	NR*	5.5	none		
Polychlorinated Biphenyls									
100492-01	01NE24SW314	QA Dup of 01NE24SW114	8/24/01	WX	3.9	2.8	none		
100492-04	01NE21SS369	QA Dup of 01NE21SS169	8/24/01	SX	NR*	5.5	none		
100492-10	01NE31SS302	QA Dup of 01NE31SS102	8/24/01	SX	NR*	5.5	none		
100492-12	01NE14SS303	QA Dup of 01NE14SS103	8/24/01	SX	NR*	5.5	none		
100492-13	01NE09SD313	QA Dup of 01NE09SD113	8/24/01	SX	NR*	5.5	none		
Polynuclear Aromatic Hydrocarbons									
100492-13	01NE09SD313	QA Dup of 01NE09SD113	8/24/01	SX	NR*	5.5	none		
Residual Range Organics									
100492-01	01NE24SW314	QA Dup of 01NE24SW114	8/24/01	WX	3.9	2.8	none		
100492-02	01NE21SW313	QA Dup of 01NESW113	8/24/01	WX	3.9	2.8	none		
100492-04	01NE21SS369	QA Dup of 01NE21SS169	8/24/01	SX	NR*	5.5	none		
100492-05	01NE31SS320	QA Dup of 01NE31SS120	8/23/01	SX	NR*	5.5	none		
100492-06	01NE31SS305	QA Dup of 01NE31SS105	8/24/01	SX	NR*	5.5	none		
100492-11	01NE31SS321	QA Dup of 01NE31SS121	8/24/01	SX	NR*	5.5	none		
100492-13	01NE09SD313	QA Dup of 01NE09SD113	8/24/01	SX	NR*	5.5	none		
100492L05	01NE31SS320	QA Dup of 01NE31SS120	8/23/01	SX	3.9	2.8	none		

Table 1 - Samples List
NE Cape HTRW - St. Lawrence Island

Laboratory: SAS (Referee Laboratory)

SDG: 100492

Date Rec'd: 8/28/01

Lab ID	Field ID	Field QC ID	Date Collected	Matrix	Temp Blank °C:	Cooler °C:	Q ¹	Bias	RC
--------	----------	-------------	----------------	--------	----------------	------------	----------------	------	----

Total Metals

100492-01	01NE24SW314	QA Dup of 01NE24SW114	8/24/01	WX	3.9	2.8	none		
100492-04	01NE21SS369	QA Dup of 01NE21SS169	8/24/01	SX	NR*	5.5	none		
100492-08	01NE16SS365	QA Dup of 01NE16SS165	8/23/01	SX	NR*	5.5	none		
100492-09	01NE30SS301	QA Dup of 01NE30SS101	8/24/01	SX	NR*	5.5	none		
100492-13	01NE09SD313	QA Dup of 01NE09SD113	8/24/01	SX	NR*	5.5	none		

Volatile Organics

100492-13	01NE09SD313	QA Dup of 01NE09SD113	8/24/01	SX	NR*	5.5	none		
-----------	-------------	-----------------------	---------	----	-----	-----	------	--	--

SDG: 100553

Date Rec'd: 8/30/01

Lab ID	Field ID	Field QC ID	Date Collected	Matrix	Temp Blank °C:	Cooler °C:	Q ¹	Bias	RC
--------	----------	-------------	----------------	--------	----------------	------------	----------------	------	----

Polynuclear Aromatic Hydrocarbons

100553-01	01NE07WP302	QA Dup of 01NE07WP102	8/27/01	WX	3.2	4	none		
-----------	-------------	-----------------------	---------	----	-----	---	------	--	--

Volatile Organics

100553-01	01NE07WP302	QA Dup of 01NE07WP102	8/27/01	WX	3.2	4	none		
100553-02	01NE00TB117	Trip Blank	8/27/01	WX	3.2	4	none		

¹ If both a temperature blank and cooler temperature are recorded, the temperature blank will be considered most valid; if there is a significant discrepancy between the cooler temperature and the temperature blank, (> 5° C), the most extreme temperature will be used to qualify data for all associated samples - if the temperature is > 6° C, for all target analytes except metals and soil AK101, flag all associated detected and non-detected results as estimated (J/UJ); for metals in water matrix only, if the temperature is < 2° C, flag all associated detected and non-detected results as estimated (J/UJ)

* NR = Not Reported

Table 2 - Sampling and Analysis Discrepancies / Deficiencies

Laboratory: SAS

SDG: 100302

Analysis Type	Affected Samples	Affected Analytes	Discrepancy / Deficiency
All applicable	01NE28SD339	All applicable	Sample in cooler but not requested on CoC - lab added per MW 8/22/01

SDG: 100413

Analysis Type	Affected Samples	Affected Analytes	Discrepancy / Deficiency
All applicable	01NE00TB107	All applicable	Time collected in EDF and hardcopy shown as "0700", CoC and sample tracker shown as "1900"
VOA	01NE00TB107	All applicable	3 of 3 vials had bubbles
BTEX	01NE29SW317	All applicable	CoC requested SW8260; lab analyzed for SW8021B
All applicable	01NE28SD314	All applicable	Field ID on HC and EDF (01NE28SD314) do not match CoC and sample tracker (01NE29SD314)
All applicable	01NE29SW317	All applicable	Time collected in EDF and hardcopy shown as "0750", CoC and sample tracker shown as "1950"

SDG: 100418

Analysis Type	Affected Samples	Affected Analytes	Discrepancy / Deficiency
SVOA	01NE16GW301	3-&4-methylphenol	Not in EDFs

SDG: 100492

Analysis Type	Affected Samples	Affected Analytes	Discrepancy / Deficiency
All applicable	All applicable	All applicable	Cooler Receipt Forms not completely filled out
Low-level VOA	01NE09SD313	All applicable	CoC requested low-level VOA analysis - lab did not analyze for low-level. Sample tracker does not show analysis for low-level
All applicable	01NE21SS369, 01NE31SS320, 01NE31SS305, 01NE24SD314, 01NE16SS365, 01NE30SS301, 01NE31SS302, 01NE31SS321, 01NE14SS303, 01NE09SD313 & 01NE00TB106	All applicable	Temperature blank not recorded on cooler receipt form
Total Metals	01NE24SW314	nickel	Results for SW6020 in EDF; hardcopy shows results for only SW6010
Total Metals	01NE16SS365	lead	CoC requested SW7421; lab analyzed by SW6020

Table 2 - Sampling and Analysis Discrepancies / Deficiencies

Laboratory: SAS

SDG: 100492

Analysis Type	Affected Samples	Affected Analytes	Discrepancy / Deficiency
GRO & VOA	01NE00TB112	All applicable	Time collected in EDF and hardcopy shown as "0700", CoC and sample tracker shown as "1900"

SDG: 100553

Analysis Type	Affected Samples	Affected Analytes	Discrepancy / Deficiency
VOA	01NE00TB117	All applicable	3 of 3 vials had bubbles

SDG: All applicable

Analysis Type	Affected Samples	Affected Analytes	Discrepancy / Deficiency
All applicable	All applicable	All applicable	Prep methods not reported on hardcopy
All applicable	All applicable	All applicable	Dilution factors reported on hardcopy do not match EDF

Table 2 - Sampling and Analysis Discrepancies / Deficiencies

Laboratory: ARI

SDG: All applicable

Analysis Type	Affected Samples	Affected Analytes	Discrepancy / Deficiency
VOA	All applicable	All applicable	Dilution factors not reported on hardcopy
All applicable	All applicable	All applicable	MS/MSD - RPD and LCS limits not reported on hardcopy
Metals	All applicable	All applicable	Dilution factors not reported on hardcopy
Metals	Water matrix	All applicable	Units on hardcopy reported in mg/L; EDF reported in µg/L

SDG: DN03

Analysis Type	Affected Samples	Affected Analytes	Discrepancy / Deficiency
PAH	All applicable	All applicable	Field IDs not reported on hardcopy
All applicable	All applicable	All applicable	Questions #14 and #16 not answered on all cooler receipt forms
GRO & VOA	DN03H, DN03I, DN03J	All applicable	Field ID "O1NE07SW104", "O1NE00TB102", & O1NE07SW105 should begin with "0" and not "O"

SDG: DN04

Analysis Type	Affected Samples	Affected Analytes	Discrepancy / Deficiency
All applicable	All applicable	All applicable	"RE" and/or "DL" not added to sample IDs in EDF where applicable
TOC	Most samples	total organic carbon	Dilution factors in EDF do not match hardcopy - rounding issue
DRO	01NE28SD125	All applicable	Not in EDF
DRO/RRO	01NE28SD122	All applicable	Run number in EDF entered as '1', hardcopy indicates to be a rerun '2'
DRO	01NE28SD125	All applicable	Not entered in EDF

SDG: DN05

Analysis Type	Affected Samples	Affected Analytes	Discrepancy / Deficiency
All applicable	All applicable	All applicable	"RE" and/or "DL" not added to sample IDs in EDF where applicable
PAH	01NE28SD157	acenaphthene	Result reported on hardcopy as "200 Y"; EDF reported as "ND" (PQL = 68)
PCB	01NE28SD153	aroclor 1221	PQL reported on hardcopy as "94"; EDF reported as "93"

Table 2 - Sampling and Analysis Discrepancies / Deficiencies

Laboratory: ARI

SDG: DN06

Analysis Type	Affected Samples	Affected Analytes	Discrepancy / Deficiency
All applicable	All applicable	All applicable	"RE" and/or "DL" not added to sample IDs in EDF where applicable
All applicable	01NE28SD251	All applicable	All container labels shown as "01NE28SD251" and CoC shown as "01NE28SD252"; lab logged in as "01NE28SD251"
PCB	01NE28SD150	aroclor 1221	PQL reported on hardcopy as "94"; EDF reported as "93"
PAH	01NE28SD239	acenaphthene	Result reported on hardcopy as "8.6"; EDF reported as "ND" (PQL = 4.8)

SDG: DN07

Analysis Type	Affected Samples	Affected Analytes	Discrepancy / Deficiency
All applicable	All applicable	All applicable	Labels for 01NE07S"D"...125, 126, 127 for metals; lab used 01NE07S"S" per rest of the samples
All applicable	All applicable	All applicable	"RE" and/or "DL" not added to sample IDs in EDF where applicable
TOC	01NE28SD113 & 01NE28SD114	total organic carbon	Dilution factors in EDF do not match hardcopy - rounding issue
PCB	01NE28SD111	All applicable	RL reported on HC do not match EDF
PCB	01NE28SD115	aroclor 1221	RL reported on HC do not match EDF
PCB	01NE07SS127 (DL)	All applicable	Dilution factor reported as "20" on hardcopy - reported as "1" in EDF
All applicable	All applicable	All applicable	"RE" and/or "DL" not added to sample IDs in EDF where applicable

SDG: DN36

Analysis Type	Affected Samples	Affected Analytes	Discrepancy / Deficiency
VOA	01NE00TB103	All applicable	2 VOAs contained pea-size air bubbles - tagged and instructed to use VOA w/o bubble
Metals	01NE29SW114	potassium	Result reported on hardcopy as "700" - EDF reported as "680"
Metals	01NE29SW116	potassium	Result reported on hardcopy as "700" - EDF reported as "740"
Metals	01NE29SW217	potassium	Result reported on hardcopy as "1100" - EDF reported as "1120"
Metals	01NE29SW117	potassium	Result reported on hardcopy as "900" - EDF reported as "890"
All applicable	01NE29SW116	All applicable	Date and time collected does not match sample tracker (1010) - CoC, hardcopy, & EDF agree (1335)
Metals	01NE29SW114	All applicable	Bottles received at lab; however, was not requested on CoC - lab analyzed per MW 8/24/01

Table 2 - Sampling and Analysis Discrepancies / Deficiencies

Laboratory: ARI

SDG: DN38

Analysis Type	Affected Samples	Affected Analytes	Discrepancy / Deficiency
PCB	01NE28SD165, 01NE28SD167, 01NE28SD169 & 01NE28SD170	aroclor 1260	Results reported in EDF do not match hardcopy
PAH	01NE28SD165	All applicable	Missing hardcopy results - no indication that sample was analyzed (see surrogate summary) - results reported in EDF

SDG: DN39

Analysis Type	Affected Samples	Affected Analytes	Discrepancy / Deficiency
Metals	01NE28SD173	All applicable	Time collected not indicated on jar label
PCB	01NE28SD173	All applicable	Time collected on jar label shown as "1030" - CoC shown as "1035"
PCB	01NE28SD172	All applicable	Time collected on jar label shown as "1130" - CoC shown as "1030"
TOC	Most samples	total organic carbon	Dilution factors in EDF do not match hardcopy - rounding issue
All applicable	All applicable	All applicable	"RE" and/or "DL" not added to sample IDs in EDF where applicable

SDG: DN40

Analysis Type	Affected Samples	Affected Analytes	Discrepancy / Deficiency
PCB	01NE29SD124 & 01NE29SD124-RE	aroclor 1221	Reporting limit in EDF does not match hardcopy
All applicable	All applicable	All applicable	"RE" not added to sample IDs in EDF where applicable
PAH	01NE29SD120	All applicable	Results not reported in EDF
BTEX	All applicable	All applicable	Dilution factors not reported on hardcopy
PCB	01NE29SD125	All applicable	Missing hardcopy results
PAH	01NE29SD123	All applicable	Two sets of results reported on hardcopy; does not appear to be DL or RE. Reported dates are different (9/10/01 & 10/4/01)
PCB	01NE29SD126 Dilution2	All applicable	Hardcopy sample ID indicates that this sample is a dilution; however, sample was not diluted but appears to be a RE
TOC	All applicable	TOC	Dilution factors not reported on hardcopy
PCB	All re-extracts	All applicable	Date extracted in EDF does not match hardcopy

Table 2 - Sampling and Analysis Discrepancies / Deficiencies

Laboratory: ARI

SDG: DN53

Analysis Type	Affected Samples	Affected Analytes	Discrepancy / Deficiency
Metals	All applicable	All applicable	Containers received at lab for CoC #40 and CoC #46; however, analysis not requested on CoC
RSK175	All applicable	All applicable	Analysis requested on CoC #46; not reported on hardcopy and EDF
GRO & VOA	TRIP BLANK	All applicable	Not requested on CoC; reported on hardcopy and EDF
All applicable	All applicable	All applicable	"RE" not added to sample IDs in EDF where applicable
GRO & VOA	01NE00TB108	All applicable	3 of 3 vials had air bubbles < pea size

SDG: DN55

Analysis Type	Affected Samples	Affected Analytes	Discrepancy / Deficiency
All applicable	All applicable	All applicable	"RE" and/or "DL" not added to sample IDs in EDF where applicable
PCB	01NE33SS103	aroclor 1221	Reporting limit in EDF does not match hardcopy
PAH	01NE34SS101 (RE)	All applicable	Matrix missing on hardcopy
All applicable	All applicable	All applicable	"RE" and/or "DL" not added to sample IDs in EDF where applicable

SDG: DN68

Analysis Type	Affected Samples	Affected Analytes	Discrepancy / Deficiency
All applicable	All applicable	All applicable	"RE" and/or "DL" not added to sample IDs in EDF where applicable
BTEX & GRO	All applicable	All applicable	Dilution factors not reported on hardcopy
BTEX & GRO	01NE09SS171	All applicable	Analyses not indicated on CoC
All applicable	01NE31SS202	All applicable	Sample tracker ID shown as "01NE31SS302"
All applicable	All applicable	All applicable	"RE" and/or "DL" not added to sample IDs in EDF where applicable

SDG: DN69

Analysis Type	Affected Samples	Affected Analytes	Discrepancy / Deficiency
All applicable	All applicable	All applicable	"DL" not added to sample IDs in EDF where applicable
BTEX	01NE31SS121	toluene	Result reported on hardcopy does not match EDF - rounding issue

Table 2 - Sampling and Analysis Discrepancies / Deficiencies

Laboratory: ARI

SDG: DN69

Analysis Type	Affected Samples	Affected Analytes	Discrepancy / Deficiency
All applicable	All applicable	All applicable	"DL" not added to sample IDs in EDF where applicable

SDG: DN70

Analysis Type	Affected Samples	Affected Analytes	Discrepancy / Deficiency
BTEX & GRO	01NE00TB109	All applicable	Not recorded on sample tracker

SDG: DN71

Analysis Type	Affected Samples	Affected Analytes	Discrepancy / Deficiency
GRO & VOA	01NE00TB116 & 01NE09MW103	All applicable	All 3 vials have 6-8mm pea-size bubbles
All applicable	All applicable	All applicable	"RE" not added to sample IDs in EDF where applicable
Metals	Most samples	potassium	Results reported on hardcopy do not match EDF
DRO/RRO	All applicable	All applicable	"RE" not added to sample IDs in EDF where applicable
PCBs	01NE24SW114	All applicable	One bottle label shown as "01NE24SD114"; time collected as "830" - CoC shown as "01NE24SW114"
PCBs	01NE24SW214	All applicable	Two bottle labels shown as "01NE24SD214"; time collected as "835" - CoC shown as "01NE24SW214"
GRO	01NE09SW112	surrogates	Recoveries reported on hardcopy do not match EDF

SDG: DN73

Analysis Type	Affected Samples	Affected Analytes	Discrepancy / Deficiency
DRO	01NE04WP103	All applicable	Bottle label ID shown as "01NEWP104"; time matches
GRO & Metals	01NE21SW113	All applicable	Time collected in EDF as "1900"; CoC shown as "1440"
All applicable	All applicable	All applicable	"RE" not added to sample IDs in EDF where applicable
GRO/BTEX (AK101)	01NE06WP103, 01NE31SW101, 01NE31SW102, 01NE00TB115, 01NE24SW114	trifluorotoluene & bromobenzene	Surrogate recoveries for GRO not in EDF, only BTEX surrogate recoveries entered in EDF- both entered as AK101
Metals	01NE24SW114	potassium	Results entered in EDF as "650"; hardcopy shown as "600"
DRO	01NE04WP104	All applicable	CoC indicates analysis for DRO; lab analyzed for DRO and RRO

Table 2 - Sampling and Analysis Discrepancies / Deficiencies

Laboratory: ARI

SDG: DN76

Analysis Type	Affected Samples	Affected Analytes	Discrepancy / Deficiency
Pb	All applicable	All applicable	CoC shows method as SW7421; lab analyzed by method SW6010B
PCBs	01NE09SD109	aroclor 1242 & aroclor 1254	Reporting limits in EDF do not match hardcopy
PCBs	01NE09SD107	aroclor 1221	Reporting limit in EDF does not match hardcopy
All applicable	01NE09SD213	All applicable	Time (0845) incorrect in EDF; should be "0835"
PCBs	01NE09SD213	All applicable	PAH and metals bottle labels indicate ID as "01NE09SD214", time "835"
All applicable	All applicable	All applicable	"RE" not added to sample IDs in EDF where applicable

SDG: DN88

Analysis Type	Affected Samples	Affected Analytes	Discrepancy / Deficiency
GRO	01NE00TB118	All applicable	GRO analysis not requested on CoC
GRO & Voa	01NE00TB118	All applicable	Contained air bubbles
GRO & Voa	01NE07WP102	All applicable	Shown as "01NE07WP102" in EDF and hardcopy; shown on CoC as "01NE07WP102"

SDG: DQ74

Analysis Type	Affected Samples	Affected Analytes	Discrepancy / Deficiency
All applicable	All applicable	All applicable	"DL" not added to sample IDs in EDF where applicable
PEST	All applicable	All applicable	IDs begin with "O1" in EDF and hardcopy; shown as "01" on CoC and sample tracker
All applicable	All IDs	All applicable	All IDs on Coc "0"1NE...; hardcopy and EDF shown as "O"1NE...

SDG: DY36

Analysis Type	Affected Samples	Affected Analytes	Discrepancy / Deficiency
Metals	01NE24SD115	All applicable	Not shown on tracker; sample 01NE24SD116 shown as same time collected (930)
Metals	01NE09SD213	All applicable	Time collected on sample tracker shown as "835"; shown as "0845" on CoC

Table 3 - Rejected Data

Due to severe analytical deficiencies, the following nondetected results are rejected:

Analysis Type: Total Metals

Labcode: ARI

Lab ID	Field ID	Matrix	Analyte	Result	Units	Q	Bias	RC
DN40E	01NE29SD128	SX	antimony	<	7	mg/Kg	UR	L c
DN40F	01NE29SD129	SX	antimony	<	5	mg/Kg	UR	L c
DN40M	01NE29SD127	SX	antimony	<	7	mg/Kg	UR	L c
DN40N	01NE29SD126	SX	antimony	<	10	mg/Kg	UR	L c

Table 4 - Sample Condition Qualifications (p,t)

Due to sample condition deficiencies, the following results are qualified as estimated:

Analysis Type: BTEX

Labcode: SAS

Lab ID	Field ID	Matrix	Analyte	Result	Units	Q	Bias	RC
100413-07	01NE00TB107	WX	benzene	< 0.0005	mg/L	UJ	L	p
			ethylbenzene	< 0.001	mg/L	UJ	L	p
			m,p-xylene	< 0.002	mg/L	UJ	L	p
			o-xylene	< 0.001	mg/L	UJ	L	p
			toluene	< 0.001	mg/L	UJ	L	p
99805-01	01NE35GW301	WX	benzene	< 0.4	µg/L	UJ	L	t
			ethylbenzene	< 0.4	µg/L	UJ	L	t
			m,p-xylene	< 0.8	µg/L	UJ	L	t
			o-xylene	< 0.4	µg/L	UJ	L	t
			toluene	< 0.4	µg/L	UJ	L	t
99805-02	01NE35TB302	WX	benzene	< 0.4	µg/L	UJ	L	t
			ethylbenzene	< 0.4	µg/L	UJ	L	t
			m,p-xylene	< 0.8	µg/L	UJ	L	t
			o-xylene	< 0.4	µg/L	UJ	L	t
			toluene	< 0.4	µg/L	UJ	L	t

Table 4 - Sample Condition Qualifications (p,t)

Analysis Type: Diesel / Residual Range Organics

Labcode: ARI

Lab ID	Field ID	Matrix	Analyte	Result	Units	Q	Bias	RC	
DN71F	01NE24SW114	WX	diesel range organics	<	0.25	mg/L	UJ	L	t
			motor oil	<	0.5	mg/L	UJ	L	t
DN71G	01NE24SW214	WX	diesel range organics	<	0.25	mg/L	UJ	L	t
			motor oil	<	0.5	mg/L	UJ	L	t

Table 4 - Sample Condition Qualifications (p,t)

Analysis Type: Diesel Range Organics

Labcode: SAS

Lab ID	Field ID	Matrix	Analyte	Result	Units	Q	Bias	RC
99805-01	01NE35GW301	WX	diesel range organics	0.11	mg/L	J	L	t

Table 4 - Sample Condition Qualifications (p,t)

Analysis Type: Gasoline Range Organics

Labcode: SAS

Lab ID	Field ID	Matrix	Analyte	Result	Units	Q	Bias	RC
99805-01	01NE35GW301	WX	gasoline range organics	< 0.05	mg/L	UJ	L	t
99805-02	01NE35TB302	WX	gasoline range organics	< 0.05	mg/L	UJ	L	t

Table 4 - Sample Condition Qualifications (p,t)

Analysis Type: *Residual Range Organics*

Labcode: *SAS*

Lab ID	Field ID	Matrix	Analyte	Result	Units	Q	Bias	RC
99805-01	01NE35GW301	WX	residual range organics	0.15	mg/L	J	L	t

Table 4 - Sample Condition Qualifications (p,t)

Analysis Type: Total Metals

Labcode: ARI

Lab ID	Field ID	Matrix	Analyte	Result	Units	Q	Bias	RC	
DN03J	01NE07SW105	WX	aluminum	240	µg/L	J	L	t	
			antimony	<	50	µg/L	UJ	L	t
			arsenic	<	1	µg/L	UJ	L	t
			barium		12	µg/L	J	L	t
			beryllium	<	1	µg/L	UJ	L	t
			cadmium	<	2	µg/L	UJ	L	t
			calcium		4990	µg/L	J	L	t
			chromium	<	5	µg/L	UJ	L	t
			cobalt	<	3	µg/L	UJ	L	t
			copper		2	µg/L	J	L	t
			iron		3660	µg/L	J	L	t
			lead		2	µg/L	J	L	t
			magnesium		1440	µg/L	J	L	t
			manganese		96	µg/L	J	L	t
			mercury	<	0.1	µg/L	UJ	L	t
			nickel	<	10	µg/L	UJ	L	t
			potassium	<	500	µg/L	UJ	L	t
			selenium	<	2	µg/L	UJ	L	t
			silver	<	3	µg/L	UJ	L	t
			sodium		4720	µg/L	J	L	t
thallium	<	1	µg/L	UJ	L	t			
vanadium	<	3	µg/L	UJ	L	t			
zinc		19	µg/L	J	L	t			

Table 4 - Sample Condition Qualifications (p,t)

Analysis Type: Total Metals

Labcode: ARI

Lab ID	Field ID	Matrix	Analyte	Result	Units	Q	Bias	RC
DN53A	01NE09SW109	WX	aluminum	100	µg/L	J	L	t
			antimony	< 50	µg/L	UJ	L	t
			arsenic	< 1	µg/L	UJ	L	t
			barium	20	µg/L	J	L	t
			beryllium	< 1	µg/L	UJ	L	t
			cadmium	< 2	µg/L	UJ	L	t
			calcium	2950	µg/L	J	L	t
			chromium	< 5	µg/L	UJ	L	t
			cobalt	< 3	µg/L	UJ	L	t
			copper	4	µg/L	J	L	t
			iron	1150	µg/L	J	L	t
			lead	6	µg/L	J	L	t
			magnesium	820	µg/L	J	L	t
			manganese	12	µg/L	J	L	t
			mercury	< 0.1	µg/L	UJ	L	t
			nickel	< 10	µg/L	UJ	L	t
			potassium	< 500	µg/L	UJ	L	t
			selenium	< 2	µg/L	UJ	L	t
			silver	< 3	µg/L	UJ	L	t
			sodium	4040	µg/L	J	L	t
			thallium	< 1	µg/L	UJ	L	t
			vanadium	< 3	µg/L	UJ	L	t
			zinc	60	µg/L	J	L	t

Table 4 - Sample Condition Qualifications (p,t)

Analysis Type: Total Metals

Labcode: ARI

Lab ID	Field ID	Matrix	Analyte	Result	Units	Q	Bias	RC	
DN71A	01NE09SW112	WX	aluminum	40	µg/L	J	L	t	
			antimony	<	50	µg/L	UJ	L	t
			arsenic	<	1	µg/L	UJ	L	t
			barium		5	µg/L	J	L	t
			beryllium	<	1	µg/L	UJ	L	t
			cadmium	<	2	µg/L	UJ	L	t
			calcium		1750	µg/L	J	L	t
			chromium	<	5	µg/L	UJ	L	t
			cobalt	<	3	µg/L	UJ	L	t
			copper	<	2	µg/L	UJ	L	t
			iron		200	µg/L	J	L	t
			lead	<	1	µg/L	UJ	L	t
			magnesium		860	µg/L	J	L	t
			manganese		12	µg/L	J	L	t
			mercury	<	0.1	µg/L	UJ	L	t
			nickel	<	10	µg/L	UJ	L	t
			potassium		500	µg/L	J	L	t
			selenium	<	2	µg/L	UJ	L	t
			silver	<	3	µg/L	UJ	L	t
			sodium		4290	µg/L	J	L	t
thallium	<	1	µg/L	UJ	L	t			
vanadium	<	3	µg/L	UJ	L	t			
zinc	<	6	µg/L	UJ	L	t			

Table 4 - Sample Condition Qualifications (p,t)

Analysis Type: Total Metals

Labcode: ARI

Lab ID	Field ID	Matrix	Analyte	Result	Units	Q	Bias	RC
DN71B	01NE09WP102	WX	aluminum	48900	µg/L	J	L	t
			antimony	< 50	µg/L	UJ	L	t
			arsenic	12	µg/L	J	L	t
			barium	271	µg/L	J	L	t
			beryllium	4	µg/L	J	L	t
			cadmium	2	µg/L	J	L	t
			calcium	7970	µg/L	J	L	t
			chromium	75	µg/L	J	L	t
			cobalt	12	µg/L	J	L	t
			copper	46	µg/L	J	L	t
			iron	77300	µg/L	J	L	t
			lead	56	µg/L	J	L	t
			magnesium	8570	µg/L	J	L	t
			manganese	326	µg/L	J	L	t
			mercury	0.2	µg/L	J	L	t
			nickel	110	µg/L	J	L	t
			potassium	3000	µg/L	J	L	t
			selenium	< 2	µg/L	UJ	L	t
			silver	< 3	µg/L	UJ	L	t
			sodium	9090	µg/L	J	L	t
thallium	< 1	µg/L	UJ	L	t			
vanadium	97	µg/L	J	L	t			
zinc	419	µg/L	J	L	t			

Table 4 - Sample Condition Qualifications (p,t)

Analysis Type: Total Metals

Labcode: ARI

Lab ID	Field ID	Matrix	Analyte	Result	Units	Q	Bias	RC
DN71D	01NE09MW103	WX	aluminum	164000	µg/L	J	L	t
			antimony	120	µg/L	J	L	t
			arsenic	< 5	µg/L	UJ	L	t
			barium	1160	µg/L	J	L	t
			beryllium	14	µg/L	J	L	t
			cadmium	4	µg/L	J	L	t
			calcium	58600	µg/L	J	L	t
			chromium	99	µg/L	J	L	t
			cobalt	37	µg/L	J	L	t
			copper	68	µg/L	J	L	t
			iron	322000	µg/L	J	L	t
			lead	300	µg/L	J	L	t
			magnesium	38900	µg/L	J	L	t
			manganese	2240	µg/L	J	L	t
			mercury	0.4	µg/L	J	L	t
			nickel	80	µg/L	J	L	t
			potassium	16400	µg/L	J	L	t
			selenium	< 10	µg/L	UJ	L	t
			silver	< 3	µg/L	UJ	L	t
			sodium	46900	µg/L	J	L	t
thallium	< 5	µg/L	UJ	L	t			
vanadium	149	µg/L	J	L	t			
zinc	512	µg/L	J	L	t			

Table 4 - Sample Condition Qualifications (p,t)

Analysis Type: Total Metals

Labcode: ARI

Lab ID	Field ID	Matrix	Analyte	Result	Units	Q	Bias	RC
DN88E	01NE07WP101	WX	aluminum	10600	µg/L	J	L	t
			antimony	< 50	µg/L	UJ	L	t
			arsenic	10	µg/L	J	L	t
			barium	126	µg/L	J	L	t
			beryllium	< 1	µg/L	UJ	L	t
			cadmium	< 2	µg/L	UJ	L	t
			calcium	7570	µg/L	J	L	t
			chromium	255	µg/L	J	L	t
			cobalt	64	µg/L	J	L	t
			copper	67	µg/L	J	L	t
			iron	47100	µg/L	J	L	t
			lead	40	µg/L	J	L	t
			magnesium	3770	µg/L	J	L	t
			manganese	593	µg/L	J	L	t
			mercury	0.2	µg/L	J	L	t
			nickel	3540	µg/L	J	L	t
			potassium	5300	µg/L	J	L	t
			selenium	< 2	µg/L	UJ	L	t
			silver	< 3	µg/L	UJ	L	t
			sodium	8480	µg/L	J	L	t
			thallium	< 1	µg/L	UJ	L	t
			vanadium	79	µg/L	J	L	t
			zinc	2470	µg/L	J	L	t

Table 4 - Sample Condition Qualifications (p,t)

Analysis Type: Volatile Organics

Labcode: ARI

Lab ID	Field ID	Matrix	Analyte	Result	Units	Q	Bias	RC	
DN53N	01NE00TB108	WX	1,1,1,2-tetrachloroethane	<	1	µg/L	UJ	L	p
			1,1,1-trichloroethane	<	1	µg/L	UJ	L	p
			1,1,2,2-tetrachloroethane	<	1	µg/L	UJ	L	p
			1,1,2-trichloroethane	<	1	µg/L	UJ	L	p
			1,1-dichloroethane	<	1	µg/L	UJ	L	p
			1,1-dichloroethene	<	1	µg/L	UJ	L	p
			1,1-dichloropropene	<	1	µg/L	UJ	L	p
			1,2,3-trichlorobenzene	<	5	µg/L	UJ	L	p
			1,2,3-trichloropropane	<	3	µg/L	UJ	L	p
			1,2,4-trichlorobenzene	<	5	µg/L	UJ	L	p
			1,2,4-trimethylbenzene	<	1	µg/L	UJ	L	p
			1,2-dibromo-3-chloropropane	<	5	µg/L	UJ	L	p
			1,2-dichlorobenzene	<	1	µg/L	UJ	L	p
			1,2-dichloroethane	<	1	µg/L	UJ	L	p
			1,2-dichloropropane	<	1	µg/L	UJ	L	p
			1,3,5-trimethylbenzene	<	1	µg/L	UJ	L	p
			1,3-dichlorobenzene	<	1	µg/L	UJ	L	p
			1,3-dichloropropane	<	1	µg/L	UJ	L	p
			1,4-dichlorobenzene	<	1	µg/L	UJ	L	p
			1,1,2-trichloro-1,2,2-trifluoroethane	<	2	µg/L	UJ	L	p
			2,2-dichloropropane	<	1	µg/L	UJ	L	p
			2-butanone	<	5	µg/L	UJ	L	p
			2-chloroethylvinyl ether	<	5	µg/L	UJ	L	p
			2-chlorotoluene	<	1	µg/L	UJ	L	p
			2-hexanone	<	5	µg/L	UJ	L	p
			4-chlorotoluene	<	1	µg/L	UJ	L	p
			4-isopropyltoluene	<	1	µg/L	UJ	L	p
			4-methyl-2-pentanone	<	5	µg/L	UJ	L	p
			acetone	<	5	µg/L	UJ	L	p
			acrolein	<	50	µg/L	UJ	L	p
			acrylonitrile	<	1	µg/L	UJ	L	p
			benzene	<	1	µg/L	UJ	L	p
			bromobenzene	<	1	µg/L	UJ	L	p
			bromochloromethane	<	1	µg/L	UJ	L	p
			bromodichloromethane	<	1	µg/L	UJ	L	p
			bromoethane	<	2	µg/L	UJ	L	p
			bromoform	<	1	µg/L	UJ	L	p
			bromomethane	<	1	µg/L	UJ	L	p
			carbon disulfide	<	1	µg/L	UJ	L	p
			carbon tetrachloride	<	1	µg/L	UJ	L	p
chlorobenzene	<	1	µg/L	UJ	L	p			
chloroethane	<	1	µg/L	UJ	L	p			

Table 4 - Sample Condition Qualifications (p,t)

Analysis Type: Volatile Organics

Labcode: ARI

Lab ID	Field ID	Matrix	Analyte	Result	Units	Q	Bias	RC	
DN53N	01NE00TB108	WX	chloroform	<	1	µg/L	UJ	L	p
			chloromethane	<	1	µg/L	UJ	L	p
			cis-1,2-dichloroethene	<	1	µg/L	UJ	L	p
			cis-1,3-dichloropropene	<	1	µg/L	UJ	L	p
			dibromochloromethane	<	1	µg/L	UJ	L	p
			dibromomethane	<	1	µg/L	UJ	L	p
			ethylbenzene	<	1	µg/L	UJ	L	p
			ethylene dibromide	<	1	µg/L	UJ	L	p
			hexachlorobutadiene	<	5	µg/L	UJ	L	p
			isopropylbenzene	<	1	µg/L	UJ	L	p
			m,p-xylene	<	1	µg/L	UJ	L	p
			methyl iodide	<	1	µg/L	UJ	L	p
			methylene chloride	<	2	µg/L	UJ	L	p
			n-butylbenzene	<	1	µg/L	UJ	L	p
			n-propylbenzene	<	1	µg/L	UJ	L	p
			naphthalene	<	5	µg/L	UJ	L	p
			o-xylene	<	1	µg/L	UJ	L	p
			sec-butylbenzene	<	1	µg/L	UJ	L	p
			styrene	<	1	µg/L	UJ	L	p
			tert-butylbenzene	<	1	µg/L	UJ	L	p
			tetrachloroethylene	<	1	µg/L	UJ	L	p
			toluene	<	1	µg/L	UJ	L	p
			trans-1,2-dichloroethene	<	1	µg/L	UJ	L	p
			trans-1,3-dichloropropene	<	1	µg/L	UJ	L	p
			trans-1,4-dichloro-2-butene	<	5	µg/L	UJ	L	p
			trichloroethene	<	1	µg/L	UJ	L	p
			trichlorofluoromethane	<	1	µg/L	UJ	L	p
			vinyl acetate	<	5	µg/L	UJ	L	p
			vinyl chloride	<	1	µg/L	UJ	L	p

Table 4 - Sample Condition Qualifications (p,t)

Analysis Type: Volatile Organics

Labcode: ARI

Lab ID	Field ID	Matrix	Analyte	Result	Units	Q	Bias	RC	
DN71R	01NE09MW103	WX	1,1,1,2-tetrachloroethane	<	1	µg/L	UJ	L	p
			1,1,1-trichloroethane	<	1	µg/L	UJ	L	p
			1,1,2,2-tetrachloroethane	<	1	µg/L	UJ	L	p
			1,1,2-trichloroethane	<	1	µg/L	UJ	L	p
			1,1-dichloroethane	<	1	µg/L	UJ	L	p
			1,1-dichloroethene	<	1	µg/L	UJ	L	p
			1,1-dichloropropene	<	1	µg/L	UJ	L	p
			1,2,3-trichlorobenzene	<	5	µg/L	UJ	L	p
			1,2,3-trichloropropane	<	3	µg/L	UJ	L	p
			1,2,4-trichlorobenzene	<	5	µg/L	UJ	L	p
			1,2,4-trimethylbenzene	<	1	µg/L	UJ	L	p
			1,2-dibromo-3-chloropropane	<	5	µg/L	UJ	L	p
			1,2-dichlorobenzene	<	1	µg/L	UJ	L	p
			1,2-dichloroethane	<	1	µg/L	UJ	L	p
			1,2-dichloropropane	<	1	µg/L	UJ	L	p
			1,3,5-trimethylbenzene	<	1	µg/L	UJ	L	p
			1,3-dichlorobenzene	<	1	µg/L	UJ	L	p
			1,3-dichloropropane	<	1	µg/L	UJ	L	p
			1,4-dichlorobenzene	<	1	µg/L	UJ	L	p
			1,1,2-trichloro-1,2,2-trifluoroethane	<	2	µg/L	UJ	L	p
			2,2-dichloropropane	<	1	µg/L	UJ	L	p
			2-butanone	<	5	µg/L	UJ	L	p
			2-chloroethylvinyl ether	<	5	µg/L	UJ	L	p
			2-chlorotoluene	<	1	µg/L	UJ	L	p
			2-hexanone	<	5	µg/L	UJ	L	p
			4-chlorotoluene	<	1	µg/L	UJ	L	p
			4-isopropyltoluene	<	1	µg/L	UJ	L	p
			4-methyl-2-pentanone	<	5	µg/L	UJ	L	p
			acetone	<	5	µg/L	UJ	L	p
			acrolein	<	50	µg/L	UJ	L	p
			acrylonitrile	<	1	µg/L	UJ	L	p
			benzene	<	1	µg/L	UJ	L	p
			bromobenzene	<	1	µg/L	UJ	L	p
			bromochloromethane	<	1	µg/L	UJ	L	p
			bromodichloromethane	<	1	µg/L	UJ	L	p
			bromoethane	<	2	µg/L	UJ	L	p
			bromoform	<	1	µg/L	UJ	L	p
			bromomethane	<	1	µg/L	UJ	L	p
			carbon disulfide	<	1	µg/L	UJ	L	p
			carbon tetrachloride	<	1	µg/L	UJ	L	p
chlorobenzene	<	1	µg/L	UJ	L	p			
chloroethane	<	1	µg/L	UJ	L	p			

Table 4 - Sample Condition Qualifications (p,t)

Analysis Type: Volatile Organics

Labcode: ARI

Lab ID	Field ID	Matrix	Analyte	Result	Units	Q	Bias	RC	
DN71R	01NE09MW103	WX	chloroform	<	1	µg/L	UJ	L	p
			chloromethane	<	1	µg/L	UJ	L	p
			cis-1,2-dichloroethene	<	1	µg/L	UJ	L	p
			cis-1,3-dichloropropene	<	1	µg/L	UJ	L	p
			dibromochloromethane	<	1	µg/L	UJ	L	p
			dibromomethane	<	1	µg/L	UJ	L	p
			ethylbenzene	<	1	µg/L	UJ	L	p
			ethylene dibromide	<	1	µg/L	UJ	L	p
			hexachlorobutadiene	<	5	µg/L	UJ	L	p
			isopropylbenzene	<	1	µg/L	UJ	L	p
			m,p-xylene	<	1	µg/L	UJ	L	p
			methyl iodide	<	1	µg/L	UJ	L	p
			methylene chloride	<	2	µg/L	UJ	L	p
			n-butylbenzene	<	1	µg/L	UJ	L	p
			n-propylbenzene	<	1	µg/L	UJ	L	p
			naphthalene	<	5	µg/L	UJ	L	p
			o-xylene	<	1	µg/L	UJ	L	p
			sec-butylbenzene	<	1	µg/L	UJ	L	p
			styrene	<	1	µg/L	UJ	L	p
			tert-butylbenzene	<	1	µg/L	UJ	L	p
			tetrachloroethylene	<	1	µg/L	UJ	L	p
			toluene	<	1	µg/L	UJ	L	p
			trans-1,2-dichloroethene	<	1	µg/L	UJ	L	p
			trans-1,3-dichloropropene	<	1	µg/L	UJ	L	p
			trans-1,4-dichloro-2-butene	<	5	µg/L	UJ	L	p
			trichloroethene	<	1	µg/L	UJ	L	p
			trichlorofluoromethane	<	1	µg/L	UJ	L	p
			vinyl acetate	<	5	µg/L	UJ	L	p
			vinyl chloride	<	1	µg/L	UJ	L	p

Table 4 - Sample Condition Qualifications (p,t)

Analysis Type: Volatile Organics

Labcode: ARI

Lab ID	Field ID	Matrix	Analyte	Result	Units	Q	Bias	RC	
DN71S	01NE00TB116	WX	1,1,1,2-tetrachloroethane	<	1	µg/L	UJ	L	p
			1,1,1-trichloroethane	<	1	µg/L	UJ	L	p
			1,1,2,2-tetrachloroethane	<	1	µg/L	UJ	L	p
			1,1,2-trichloroethane	<	1	µg/L	UJ	L	p
			1,1-dichloroethane	<	1	µg/L	UJ	L	p
			1,1-dichloroethene	<	1	µg/L	UJ	L	p
			1,1-dichloropropene	<	1	µg/L	UJ	L	p
			1,2,3-trichlorobenzene	<	5	µg/L	UJ	L	p
			1,2,3-trichloropropane	<	3	µg/L	UJ	L	p
			1,2,4-trichlorobenzene	<	5	µg/L	UJ	L	p
			1,2,4-trimethylbenzene	<	1	µg/L	UJ	L	p
			1,2-dibromo-3-chloropropane	<	5	µg/L	UJ	L	p
			1,2-dichlorobenzene	<	1	µg/L	UJ	L	p
			1,2-dichloroethane	<	1	µg/L	UJ	L	p
			1,2-dichloropropane	<	1	µg/L	UJ	L	p
			1,3,5-trimethylbenzene	<	1	µg/L	UJ	L	p
			1,3-dichlorobenzene	<	1	µg/L	UJ	L	p
			1,3-dichloropropane	<	1	µg/L	UJ	L	p
			1,4-dichlorobenzene	<	1	µg/L	UJ	L	p
			1,1,2-trichloro-1,2,2-trifluoroethane	<	2	µg/L	UJ	L	p
			2,2-dichloropropane	<	1	µg/L	UJ	L	p
			2-butanone	<	5	µg/L	UJ	L	p
			2-chloroethylvinyl ether	<	5	µg/L	UJ	L	p
			2-chlorotoluene	<	1	µg/L	UJ	L	p
			2-hexanone	<	5	µg/L	UJ	L	p
			4-chlorotoluene	<	1	µg/L	UJ	L	p
			4-isopropyltoluene	<	1	µg/L	UJ	L	p
			4-methyl-2-pentanone	<	5	µg/L	UJ	L	p
			acetone	<	5	µg/L	UJ	L	p
			acrolein	<	50	µg/L	UJ	L	p
			acrylonitrile	<	1	µg/L	UJ	L	p
			benzene	<	1	µg/L	UJ	L	p
			bromobenzene	<	1	µg/L	UJ	L	p
			bromochloromethane	<	1	µg/L	UJ	L	p
			bromodichloromethane	<	1	µg/L	UJ	L	p
			bromoethane	<	2	µg/L	UJ	L	p
			bromoform	<	1	µg/L	UJ	L	p
			bromomethane	<	1	µg/L	UJ	L	p
			carbon disulfide	<	1	µg/L	UJ	L	p
			carbon tetrachloride	<	1	µg/L	UJ	L	p
chlorobenzene	<	1	µg/L	UJ	L	p			
chloroethane	<	1	µg/L	UJ	L	p			

Table 4 - Sample Condition Qualifications (p,t)

Analysis Type: Volatile Organics

Labcode: ARI

Lab ID	Field ID	Matrix	Analyte	Result	Units	Q	Bias	RC	
DN71S	01NE00TB116	WX	chloroform	<	1	µg/L	UJ	L	p
			chloromethane	<	1	µg/L	UJ	L	p
			cis-1,2-dichloroethene	<	1	µg/L	UJ	L	p
			cis-1,3-dichloropropene	<	1	µg/L	UJ	L	p
			dibromochloromethane	<	1	µg/L	UJ	L	p
			dibromomethane	<	1	µg/L	UJ	L	p
			ethylbenzene	<	1	µg/L	UJ	L	p
			ethylene dibromide	<	1	µg/L	UJ	L	p
			hexachlorobutadiene	<	5	µg/L	UJ	L	p
			isopropylbenzene	<	1	µg/L	UJ	L	p
			m,p-xylene	<	1	µg/L	UJ	L	p
			methyl iodide	<	1	µg/L	UJ	L	p
			methylene chloride	<	2	µg/L	UJ	L	p
			n-butylbenzene	<	1	µg/L	UJ	L	p
			n-propylbenzene	<	1	µg/L	UJ	L	p
			naphthalene	<	5	µg/L	UJ	L	p
			o-xylene	<	1	µg/L	UJ	L	p
			sec-butylbenzene	<	1	µg/L	UJ	L	p
			styrene	<	1	µg/L	UJ	L	p
			tert-butylbenzene	<	1	µg/L	UJ	L	p
			tetrachloroethylene	<	1	µg/L	UJ	L	p
			toluene	<	1	µg/L	UJ	L	p
			trans-1,2-dichloroethene	<	1	µg/L	UJ	L	p
			trans-1,3-dichloropropene	<	1	µg/L	UJ	L	p
			trans-1,4-dichloro-2-butene	<	5	µg/L	UJ	L	p
			trichloroethene	<	1	µg/L	UJ	L	p
			trichlorofluoromethane	<	1	µg/L	UJ	L	p
			vinyl acetate	<	5	µg/L	UJ	L	p
			vinyl chloride	<	1	µg/L	UJ	L	p

Table 4 - Sample Condition Qualifications (p,t)

Analysis Type: Volatile Organics

Labcode: ARI

Lab ID	Field ID	Matrix	Analyte	Result	Units	Q	Bias	RC	
DN88H	01NE00TB118	WX	1,1,1,2-tetrachloroethane	<	1	µg/L	UJ	L	p
			1,1,1-trichloroethane	<	1	µg/L	UJ	L	p
			1,1,2,2-tetrachloroethane	<	1	µg/L	UJ	L	p
			1,1,2-trichloroethane	<	1	µg/L	UJ	L	p
			1,1-dichloroethane	<	1	µg/L	UJ	L	p
			1,1-dichloroethene	<	1	µg/L	UJ	L	p
			1,1-dichloropropene	<	1	µg/L	UJ	L	p
			1,2,3-trichlorobenzene	<	5	µg/L	UJ	L	p
			1,2,3-trichloropropane	<	3	µg/L	UJ	L	p
			1,2,4-trichlorobenzene	<	5	µg/L	UJ	L	p
			1,2,4-trimethylbenzene	<	1	µg/L	UJ	L	p
			1,2-dibromo-3-chloropropane	<	5	µg/L	UJ	L	p
			1,2-dichlorobenzene	<	1	µg/L	UJ	L	p
			1,2-dichloroethane	<	1	µg/L	UJ	L	p
			1,2-dichloropropane	<	1	µg/L	UJ	L	p
			1,3,5-trimethylbenzene	<	1	µg/L	UJ	L	p
			1,3-dichlorobenzene	<	1	µg/L	UJ	L	p
			1,3-dichloropropane	<	1	µg/L	UJ	L	p
			1,4-dichlorobenzene	<	1	µg/L	UJ	L	p
			1,1,2-trichloro-1,2,2-trifluoroethane	<	2	µg/L	UJ	L	p
			2,2-dichloropropane	<	1	µg/L	UJ	L	p
			2-butanone	<	5	µg/L	UJ	L	p
			2-chloroethylvinyl ether	<	5	µg/L	UJ	L	p
			2-chlorotoluene	<	1	µg/L	UJ	L	p
			2-hexanone	<	5	µg/L	UJ	L	p
			4-chlorotoluene	<	1	µg/L	UJ	L	p
			4-isopropyltoluene	<	1	µg/L	UJ	L	p
			4-methyl-2-pentanone	<	5	µg/L	UJ	L	p
			acetone	<	5	µg/L	UJ	L	p
			acrolein	<	50	µg/L	UJ	L	p
			acrylonitrile	<	1	µg/L	UJ	L	p
			benzene	<	1	µg/L	UJ	L	p
			bromobenzene	<	1	µg/L	UJ	L	p
			bromochloromethane	<	1	µg/L	UJ	L	p
			bromodichloromethane	<	1	µg/L	UJ	L	p
			bromoethane	<	2	µg/L	UJ	L	p
			bromoform	<	1	µg/L	UJ	L	p
			bromomethane	<	1	µg/L	UJ	L	p
			carbon disulfide	<	1	µg/L	UJ	L	p
			carbon tetrachloride	<	1	µg/L	UJ	L	p
chlorobenzene	<	1	µg/L	UJ	L	p			
chloroethane	<	1	µg/L	UJ	L	p			

Table 4 - Sample Condition Qualifications (p,t)

Analysis Type: Volatile Organics

Labcode: ARI

Lab ID	Field ID	Matrix	Analyte	Result	Units	Q	Bias	RC
DN88H	01NE00TB118	WX	chloroform	< 1	µg/L	UJ	L	p
			chloromethane	3.2	µg/L	J	L	p
			cis-1,2-dichloroethene	< 1	µg/L	UJ	L	p
			cis-1,3-dichloropropene	< 1	µg/L	UJ	L	p
			dibromochloromethane	< 1	µg/L	UJ	L	p
			dibromomethane	< 1	µg/L	UJ	L	p
			ethylbenzene	< 1	µg/L	UJ	L	p
			ethylene dibromide	< 1	µg/L	UJ	L	p
			hexachlorobutadiene	< 5	µg/L	UJ	L	p
			isopropylbenzene	< 1	µg/L	UJ	L	p
			m,p-xylene	< 1	µg/L	UJ	L	p
			methyl iodide	< 1	µg/L	UJ	L	p
			methylene chloride	< 2	µg/L	UJ	L	p
			n-butylbenzene	< 1	µg/L	UJ	L	p
			n-propylbenzene	< 1	µg/L	UJ	L	p
			naphthalene	< 5	µg/L	UJ	L	p
			o-xylene	< 1	µg/L	UJ	L	p
			sec-butylbenzene	< 1	µg/L	UJ	L	p
			styrene	< 1	µg/L	UJ	L	p
			tert-butylbenzene	< 1	µg/L	UJ	L	p
			tetrachloroethylene	< 1	µg/L	UJ	L	p
			toluene	< 1	µg/L	UJ	L	p
			trans-1,2-dichloroethene	< 1	µg/L	UJ	L	p
			trans-1,3-dichloropropene	< 1	µg/L	UJ	L	p
			trans-1,4-dichloro-2-butene	< 5	µg/L	UJ	L	p
			trichloroethene	< 1	µg/L	UJ	L	p
			trichlorofluoromethane	< 1	µg/L	UJ	L	p
			vinyl acetate	< 5	µg/L	UJ	L	p
			vinyl chloride	< 1	µg/L	UJ	L	p

Table 4 - Sample Condition Qualifications (p,t)

Analysis Type: Volatile Organics

Labcode: SAS

Lab ID	Field ID	Matrix	Analyte	Result	Units	Q	Bias	RC	
100553-02	01NE00TB117	WX	1,1,1,2-tetrachloroethane	<	0.4	µg/L	UJ	L	p
			1,1,1-trichloroethane	<	0.4	µg/L	UJ	L	p
			1,1,2,2-tetrachloroethane	<	0.4	µg/L	UJ	L	p
			1,1,2-trichloroethane	<	0.4	µg/L	UJ	L	p
			1,1-dichloroethane	<	0.4	µg/L	UJ	L	p
			1,1-dichloroethene	<	0.4	µg/L	UJ	L	p
			1,1-dichloropropene	<	0.4	µg/L	UJ	L	p
			1,2,3-trichlorobenzene	<	0.4	µg/L	UJ	L	p
			1,2,3-trichloropropane	<	0.4	µg/L	UJ	L	p
			1,2,4-trichlorobenzene	<	0.4	µg/L	UJ	L	p
			1,2,4-trimethylbenzene	<	0.4	µg/L	UJ	L	p
			1,2-dibromo-3-chloropropane	<	0.4	µg/L	UJ	L	p
			1,2-dibromoethane	<	0.4	µg/L	UJ	L	p
			1,2-dichlorobenzene	<	0.4	µg/L	UJ	L	p
			1,2-dichloroethane	<	0.4	µg/L	UJ	L	p
			1,2-dichloropropane	<	0.4	µg/L	UJ	L	p
			1,3,5-trimethylbenzene	<	0.4	µg/L	UJ	L	p
			1,3-dichlorobenzene	<	0.4	µg/L	UJ	L	p
			1,3-dichloropropane	<	0.4	µg/L	UJ	L	p
			1,4-dichlorobenzene	<	0.4	µg/L	UJ	L	p
			2,2-dichloropropane	<	0.4	µg/L	UJ	L	p
			2-butanone	<	2	µg/L	UJ	L	p
			2-chlorotoluene	<	0.4	µg/L	UJ	L	p
			2-hexanone	<	2	µg/L	UJ	L	p
			4-chlorotoluene	<	0.4	µg/L	UJ	L	p
			4-isopropyltoluene	<	0.4	µg/L	UJ	L	p
			4-methyl-2-pentanone	<	2	µg/L	UJ	L	p
			acetone	<	2	µg/L	UJ	L	p
			benzene	<	0.4	µg/L	UJ	L	p
			bromobenzene	<	0.4	µg/L	UJ	L	p
			bromochloromethane	<	0.4	µg/L	UJ	L	p
			bromodichloromethane	<	0.4	µg/L	UJ	L	p
			bromoform	<	0.4	µg/L	UJ	L	p
			bromomethane	<	0.8	µg/L	UJ	L	p
			carbon disulfide	<	0.4	µg/L	UJ	L	p
			carbon tetrachloride	<	0.4	µg/L	UJ	L	p
			chlorobenzene	<	0.4	µg/L	UJ	L	p
			chloroethane	<	0.4	µg/L	UJ	L	p
			chloroform	<	0.091	µg/L	J	N	m,p
			chloromethane	<	0.4	µg/L	UJ	L	p
cis-1,2-dichloroethene	<	0.4	µg/L	UJ	L	p			
cis-1,3-dichloropropene	<	0.4	µg/L	UJ	L	p			

Table 4 - Sample Condition Qualifications (p,t)

Analysis Type: Volatile Organics

Labcode: SAS

Lab ID	Field ID	Matrix	Analyte	Result	Units	Q	Bias	RC	
100553-02	01NE00TB117	WX	dibromochloromethane	<	0.4	µg/L	UJ	L	p
			dibromomethane	<	0.4	µg/L	UJ	L	p
			dichlorodifluoromethane	<	0.4	µg/L	UJ	L	p
			ethylbenzene	<	0.4	µg/L	UJ	L	p
			hexachlorobutadiene	<	0.4	µg/L	UJ	L	p
			isopropylbenzene	<	0.4	µg/L	UJ	L	p
			m,p-xylene	<	0.8	µg/L	UJ	L	p
			methylene chloride		0.42	µg/L	J	L	p
			n-butylbenzene	<	0.4	µg/L	UJ	L	p
			n-propylbenzene	<	0.4	µg/L	UJ	L	p
			naphthalene	<	0.4	µg/L	UJ	L	p
			o-xylene	<	0.4	µg/L	UJ	L	p
			sec-butylbenzene	<	0.4	µg/L	UJ	L	p
			styrene		0.34	µg/L	J	N	m,p
			tert-butylbenzene	<	0.4	µg/L	UJ	L	p
			tetrachloroethylene		0.24	µg/L	J	N	m,p
			toluene	<	0.4	µg/L	UJ	L	p
			trans-1,2-dichloroethene	<	0.4	µg/L	UJ	L	p
			trans-1,3-dichloropropene	<	0.4	µg/L	UJ	L	p
			trichloroethene	<	0.4	µg/L	UJ	L	p
trichlorofluoromethane	<	0.4	µg/L	UJ	L	p			
vinyl chloride	<	0.4	µg/L	UJ	L	p			

Table 5 - Holding Time Qualifications (e)

Due to holding time exceedance, the following results are qualified as estimated:

Analysis Type: Diesel / Residual Range Organics

Labcode: ARI

Lab ID	Field ID	Matrix	Analyte	Result	Units	Q	Bias	RC
DK21ARE	01NE35GW102	WX	diesel range organics motor oil	1.3	mg/L	UJ	L	e
				2.3	mg/L	UJ	L	e
DK48ARE	01NE35GW101	WX	diesel range organics motor oil	< 0.25	mg/L	UJ	L	e
				< 0.5	mg/L	UJ	L	e
DK48BRE	01NE35GW103	WX	diesel range organics motor oil	< 0.25	mg/L	UJ	L	e
				< 0.5	mg/L	UJ	L	e
DK48DRE	01NE35GW201	WX	diesel range organics motor oil	< 0.25	mg/L	UJ	L	e
				< 0.5	mg/L	UJ	L	e
DN40A-RE	01NE29SD123	SX	diesel range organics motor oil	44	mg/Kg	J	L	e
				180	mg/Kg	J	L	e
DN40B-RE	01NE29SD124	SX	diesel range organics motor oil	1400	mg/Kg	J	L	e
				580	mg/Kg	J	L	e
DN40C-RE	01NE29SD125	SX	diesel range organics motor oil	150	mg/Kg	J	L	e
				790	mg/Kg	J	L	e
DN40D-RE	01NE29SD225	SX	diesel range organics motor oil	150	mg/Kg	J	L	e
				680	mg/Kg	J	L	e
DN40E-RE	01NE29SD128	SX	diesel range organics motor oil	180	mg/Kg	J	L	e
				1000	mg/Kg	J	L	e
DN40F-RE	01NE29SD129	SX	diesel range organics motor oil	15	mg/Kg	J	L	e
				73	mg/Kg	J	L	e
DN40G-RE	01NE29SD120	SX	diesel range organics motor oil	47	mg/Kg	J	L	e
				100	mg/Kg	J	L	e
DN40H-RE	01NE29SD121	SX	diesel range organics motor oil	11	mg/Kg	J	L	e
				< 10	mg/Kg	UJ	L	e
DN40I-RE	01NE29SD122	SX	diesel range organics motor oil	37	mg/Kg	J	L	e
				50	mg/Kg	J	L	e
DN40M-RE	01NE29SD127	SX	diesel range organics motor oil	250	mg/Kg	J	L	e
				1100	mg/Kg	J	L	e
DN40N-RE	01NE29SD126	SX	diesel range organics motor oil	240	mg/Kg	J	L	e
				1000	mg/Kg	J	L	e
DN53A-RE	01NE09SW109	WX	diesel range organics motor oil	< 0.25	mg/L	UJ	L	e
				< 0.5	mg/L	UJ	L	e

Table 5 - Holding Time Qualifications (e)

Analysis Type: Diesel / Residual Range Organics

Labcode: ARI

Lab ID	Field ID	Matrix	Analyte	Result	Units	Q	Bias	RC
DN53B-RE	01NE09SW107	WX	diesel range organics motor oil	< 0.25	mg/L	UJ	L	e
				< 0.5	mg/L	UJ	L	e
DN53F-RE	01NE09SW207	WX	diesel range organics motor oil	< 0.25	mg/L	UJ	L	e
				< 0.5	mg/L	UJ	L	e
DN53G-RE	01NE09SW108	WX	diesel range organics motor oil	< 0.25	mg/L	UJ	L	e
				< 0.5	mg/L	UJ	L	e
DN68F-RE	01NE09SD114	SX	diesel range organics motor oil	65	mg/Kg	J	L	b,e
				300	mg/Kg	J	L	b,e
DN71D-RE	01NE09MW103	WX	diesel range organics motor oil	< 0.25	mg/L	UJ	L	b,e
				< 0.5	mg/L	UJ	L	b,e
DN73A-RE	01NE30WP101	WX	diesel range organics motor oil	< 1	mg/L	UJ	L	e
				2.5	mg/L	J	L	e
DN73C-RE	01NE06WP103	WX	diesel range organics motor oil	0.58	mg/L	J	L	e
				1.1	mg/L	J	L	e
DN73D-RE	01NE31SW101	WX	diesel range organics motor oil	< 0.25	mg/L	UJ	L	e
				< 0.5	mg/L	UJ	L	e
DN73E-RE	01NE31SW102	WX	diesel range organics motor oil	< 0.25	mg/L	UJ	L	e
				< 0.5	mg/L	UJ	L	e
DN73F-RE	01NE04WP104	WX	diesel range organics motor oil	2.4	mg/L	J	L	e
				6	mg/L	J	L	e
DN73G-RE	01NE04WP102	WX	diesel range organics motor oil	< 1	mg/L	UJ	L	e
				2.2	mg/L	J	L	e
DN73H-RE	01NE04WP103	WX	diesel range organics motor oil	< 0.25	mg/L	UJ	L	e
				< 0.5	mg/L	UJ	L	e
DN73M	01NE21SW114	WX	diesel range organics motor oil	< 0.25	mg/L	UJ	L	e
				< 0.5	mg/L	UJ	L	e
DN73M-RE	01NE21SW114	WX	diesel range organics motor oil	< 0.25	mg/L	UJ	L	e
				< 0.5	mg/L	UJ	L	e

Table 5 - Holding Time Qualifications (e)

Analysis Type: Gasoline Range Organics

Labcode: ARI

Lab ID	Field ID	Matrix	Analyte	Result	Units	Q	Bias	RC
DN73M	01NE21SW114	WX	gasoline range organics	< 0.25	mg/L	UJ	L	e

Table 5 - Holding Time Qualifications (e)

Analysis Type: Polychlorinated Biphenyls

Labcode: ARI

Lab ID	Field ID	Matrix	Analyte	Result	Units	Q	Bias	RC
DN40A-RE	01NE29SD123	SX	aroclor 1016	< 73	µg/Kg	UJ	L	e
			aroclor 1221	< 150	µg/Kg	UJ	L	e
			aroclor 1232	< 73	µg/Kg	UJ	L	e
			aroclor 1242	< 73	µg/Kg	UJ	L	e
			aroclor 1248	< 73	µg/Kg	UJ	L	e
			aroclor 1254	< 73	µg/Kg	UJ	L	e
			aroclor 1260	< 73	µg/Kg	UJ	L	e
DN40B-RE	01NE29SD124	SX	aroclor 1016	< 48	µg/Kg	UJ	L	e
			aroclor 1221	< 96	µg/Kg	UJ	L	e
			aroclor 1232	< 48	µg/Kg	UJ	L	e
			aroclor 1242	< 48	µg/Kg	UJ	L	e
			aroclor 1248	< 48	µg/Kg	UJ	L	e
			aroclor 1254	< 48	µg/Kg	UJ	L	e
			aroclor 1260	< 48	µg/Kg	UJ	L	e
DN40C-RE	01NE29SD125	SX	aroclor 1016	< 48	µg/Kg	UJ	L	e
			aroclor 1221	< 96	µg/Kg	UJ	L	e
			aroclor 1232	< 48	µg/Kg	UJ	L	e
			aroclor 1242	< 48	µg/Kg	UJ	L	e
			aroclor 1248	< 48	µg/Kg	UJ	L	e
			aroclor 1254	< 48	µg/Kg	UJ	L	e
			aroclor 1260	< 48	µg/Kg	UJ	L	e
DN40D-RE	01NE29SD225	SX	aroclor 1016	< 52	µg/Kg	UJ	L	e
			aroclor 1221	< 100	µg/Kg	UJ	L	e
			aroclor 1232	< 52	µg/Kg	UJ	L	e
			aroclor 1242	< 52	µg/Kg	UJ	L	e
			aroclor 1248	< 52	µg/Kg	UJ	L	e
			aroclor 1254	< 52	µg/Kg	UJ	L	e
			aroclor 1260	< 52	µg/Kg	UJ	L	e
DN40E-RE	01NE29SD128	SX	aroclor 1016	< 49	µg/Kg	UJ	L	e
			aroclor 1221	< 98	µg/Kg	UJ	L	e
			aroclor 1232	< 49	µg/Kg	UJ	L	e
			aroclor 1242	< 49	µg/Kg	UJ	L	e
			aroclor 1248	< 49	µg/Kg	UJ	L	e
			aroclor 1254	< 49	µg/Kg	UJ	L	e
			aroclor 1260	< 49	µg/Kg	UJ	L	e

Table 5 - Holding Time Qualifications (e)

Analysis Type: Polychlorinated Biphenyls

Labcode: ARI

Lab ID	Field ID	Matrix	Analyte	Result	Units	Q	Bias	RC
DN40F-RE	01NE29SD129	SX	aroclor 1016	< 38	µg/Kg	UJ	L	e
			aroclor 1221	< 77	µg/Kg	UJ	L	e
			aroclor 1232	< 38	µg/Kg	UJ	L	e
			aroclor 1242	< 38	µg/Kg	UJ	L	e
			aroclor 1248	< 38	µg/Kg	UJ	L	e
			aroclor 1254	< 38	µg/Kg	UJ	L	e
			aroclor 1260	< 38	µg/Kg	UJ	L	e
DN40G-RE	01NE29SD120	SX	aroclor 1016	< 41	µg/Kg	UJ	L	e
			aroclor 1221	< 81	µg/Kg	UJ	L	e
			aroclor 1232	< 41	µg/Kg	UJ	L	e
			aroclor 1242	< 41	µg/Kg	UJ	L	e
			aroclor 1248	< 41	µg/Kg	UJ	L	e
			aroclor 1254	< 41	µg/Kg	UJ	L	e
			aroclor 1260	< 41	µg/Kg	UJ	L	e
DN40H-RE	01NE29SD121	SX	aroclor 1016	< 36	µg/Kg	UJ	L	e
			aroclor 1221	< 72	µg/Kg	UJ	L	e
			aroclor 1232	< 36	µg/Kg	UJ	L	e
			aroclor 1242	< 36	µg/Kg	UJ	L	e
			aroclor 1248	< 36	µg/Kg	UJ	L	e
			aroclor 1254	< 36	µg/Kg	UJ	L	e
			aroclor 1260	< 36	µg/Kg	UJ	L	e
DN40I-RE	01NE29SD122	SX	aroclor 1016	< 40	µg/Kg	UJ	L	e
			aroclor 1221	< 80	µg/Kg	UJ	L	e
			aroclor 1232	< 40	µg/Kg	UJ	L	e
			aroclor 1242	< 40	µg/Kg	UJ	L	e
			aroclor 1248	< 40	µg/Kg	UJ	L	e
			aroclor 1254	< 40	µg/Kg	UJ	L	e
			aroclor 1260	< 40	µg/Kg	UJ	L	e
DN40M-RE	01NE29SD127	SX	aroclor 1016	< 50	µg/Kg	UJ	L	e
			aroclor 1221	< 100	µg/Kg	UJ	L	e
			aroclor 1232	< 50	µg/Kg	UJ	L	e
			aroclor 1242	< 50	µg/Kg	UJ	L	e
			aroclor 1248	< 50	µg/Kg	UJ	L	e
			aroclor 1254	< 50	µg/Kg	UJ	L	e
			aroclor 1260	< 50	µg/Kg	UJ	L	e

Table 5 - Holding Time Qualifications (e)

Analysis Type: Polychlorinated Biphenyls

Labcode: ARI

Lab ID	Field ID	Matrix	Analyte	Result	Units	Q	Bias	RC
DN40N-RE	01NE29SD126	SX	aroclor 1016	< 47	µg/Kg	UJ	L	e
			aroclor 1221	< 94	µg/Kg	UJ	L	e
			aroclor 1232	< 47	µg/Kg	UJ	L	e
			aroclor 1242	< 47	µg/Kg	UJ	L	e
			aroclor 1248	< 47	µg/Kg	UJ	L	e
			aroclor 1254	< 47	µg/Kg	UJ	L	e
			aroclor 1260	< 47	µg/Kg	UJ	L	e
DN73M	01NE21SW114	WX	aroclor 1016	< 1	µg/L	UJ	L	e
			aroclor 1221	< 2	µg/L	UJ	L	e
			aroclor 1232	< 1	µg/L	UJ	L	e
			aroclor 1242	< 1	µg/L	UJ	L	e
			aroclor 1248	< 1	µg/L	UJ	L	e
			aroclor 1254	< 1	µg/L	UJ	L	e
			aroclor 1260	< 1	µg/L	UJ	L	e

Labcode: SAS

Lab ID	Field ID	Matrix	Analyte	Result	Units	Q	Bias	RC
100492-04	01NE21SS369	SX	aroclor 1016	< 0.41	mg/Kg	UJ	L	e
			aroclor 1221	< 0.41	mg/Kg	UJ	L	e
			aroclor 1232	< 0.41	mg/Kg	UJ	L	e
			aroclor 1242	< 0.41	mg/Kg	UJ	L	e
			aroclor 1248	< 0.41	mg/Kg	UJ	L	e
			aroclor 1254	< 0.41	mg/Kg	UJ	L	e
			aroclor 1260	< 0.41	mg/Kg	UJ	L	e
100492-10	01NE31SS302	SX	aroclor 1016	< 0.11	mg/Kg	UJ	L	e
			aroclor 1221	< 0.11	mg/Kg	UJ	L	e
			aroclor 1232	< 0.11	mg/Kg	UJ	L	e
			aroclor 1242	< 0.11	mg/Kg	UJ	L	e
			aroclor 1248	< 0.11	mg/Kg	UJ	L	e
			aroclor 1254	< 0.11	mg/Kg	UJ	L	e
			aroclor 1260	3	mg/Kg	J	L	e
100492-12	01NE14SS303	SX	aroclor 1016	< 0.11	mg/Kg	UJ	L	e
			aroclor 1221	< 0.11	mg/Kg	UJ	L	e
			aroclor 1232	< 0.11	mg/Kg	UJ	L	e
			aroclor 1242	< 0.11	mg/Kg	UJ	L	e
			aroclor 1248	< 0.11	mg/Kg	UJ	L	e
			aroclor 1254	< 0.11	mg/Kg	UJ	L	e
			aroclor 1260	0.71	mg/Kg	J	L	e

Table 5 - Holding Time Qualifications (e)

Analysis Type: Polychlorinated Biphenyls

Labcode: SAS

Lab ID	Field ID	Matrix	Analyte	Result	Units	Q	Bias	RC
100492-13	01NE09SD313	SX	aroclor 1016	< 0.63	mg/Kg	UJ	L	e
			aroclor 1221	< 0.63	mg/Kg	UJ	L	e
			aroclor 1232	< 0.63	mg/Kg	UJ	L	e
			aroclor 1242	< 0.63	mg/Kg	UJ	L	e
			aroclor 1248	< 0.63	mg/Kg	UJ	L	e
			aroclor 1254	< 0.63	mg/Kg	UJ	L	e
			aroclor 1260	< 0.63	mg/Kg	UJ	L	e

Table 5 - Holding Time Qualifications (e)

Analysis Type: Polynuclear Aromatic Hydrocarbons

Labcode: ARI

Lab ID	Field ID	Matrix	Analyte	Result	Units	Q	Bias	RC
DN04S-RE	01NE28SD134	SX	2-methylnaphthalene	25000	µg/Kg	J	L	e,o
			acenaphthene	2300	µg/Kg	J	L	e
			acenaphthylene	< 160	µg/Kg	UJ	L	e
			anthracene	< 160	µg/Kg	UJ	L	e
			benzo(a)anthracene	< 160	µg/Kg	UJ	L	e
			benzo(a)pyrene	< 160	µg/Kg	UJ	L	e
			benzo(b)fluoranthene	< 160	µg/Kg	UJ	L	e
			benzo(g,h,i)perylene	< 160	µg/Kg	UJ	L	e
			benzo(k)fluoranthene	< 160	µg/Kg	UJ	L	e
			chrysene	< 160	µg/Kg	UJ	L	e
			dibenzo(a,h)anthracene	< 160	µg/Kg	UJ	L	e
			dibenzofuran	1200	µg/Kg	J	L	e
			fluoranthene	< 160	µg/Kg	UJ	L	e
			fluorene	4100	µg/Kg	J	L	e
			indeno(1,2,3,c,d)pyrene	< 160	µg/Kg	UJ	L	e
			naphthalene	1800	µg/Kg	J	L	e
			phenanthrene	3400	µg/Kg	J	L	e
			pyrene	< 160	µg/Kg	UJ	L	e
DN04S-REDL	01NE28SD134	SX	2-methylnaphthalene	26000	µg/Kg	J	L	e
			acenaphthene	2700	µg/Kg	J	L	e
			acenaphthylene	< 1600	µg/Kg	UJ	L	e
			anthracene	< 1600	µg/Kg	UJ	L	e
			benzo(a)anthracene	< 1600	µg/Kg	UJ	L	e
			benzo(a)pyrene	< 1600	µg/Kg	UJ	L	e
			benzo(b)fluoranthene	< 1600	µg/Kg	UJ	L	e
			benzo(g,h,i)perylene	< 1600	µg/Kg	UJ	L	e
			benzo(k)fluoranthene	< 1600	µg/Kg	UJ	L	e
			chrysene	< 1600	µg/Kg	UJ	L	e
			dibenzo(a,h)anthracene	< 1600	µg/Kg	UJ	L	e
			dibenzofuran	< 1600	µg/Kg	UJ	L	e
			fluoranthene	< 1600	µg/Kg	UJ	L	e
			fluorene	3900	µg/Kg	J	L	e
			indeno(1,2,3,c,d)pyrene	< 1600	µg/Kg	UJ	L	e
			naphthalene	3600	µg/Kg	J	L	e
			phenanthrene	3400	µg/Kg	J	L	e
			pyrene	< 1600	µg/Kg	UJ	L	e

Table 5 - Holding Time Qualifications (e)

Analysis Type: Polynuclear Aromatic Hydrocarbons

Labcode: ARI

Lab ID	Field ID	Matrix	Analyte	Result	Units	Q	Bias	RC			
DN06H-RE	01NE28SD141	SX	2-methylnaphthalene	290	µg/Kg	J	L	e			
			acenaphthene	< 41	µg/Kg	UJ	L	e			
			acenaphthylene	< 41	µg/Kg	UJ	L	e			
			anthracene	< 41	µg/Kg	UJ	L	e			
			benzo(a)anthracene	< 41	µg/Kg	UJ	L	e			
			benzo(a)pyrene	< 41	µg/Kg	UJ	L	e			
			benzo(b)fluoranthene	< 41	µg/Kg	UJ	L	e			
			benzo(g,h,i)perylene	< 41	µg/Kg	UJ	L	e			
			benzo(k)fluoranthene	< 41	µg/Kg	UJ	L	e			
			chrysene	< 41	µg/Kg	UJ	L	e			
			dibenzo(a,h)anthracene	< 41	µg/Kg	UJ	L	e			
			dibenzofuran	< 41	µg/Kg	UJ	L	e			
			fluoranthene	< 41	µg/Kg	UJ	L	e			
			fluorene	45	µg/Kg	J	L	e			
			indeno(1,2,3,c,d)pyrene	< 41	µg/Kg	UJ	L	e			
			naphthalene	450	µg/Kg	J	L	e			
			phenanthrene	41	µg/Kg	J	L	e			
			pyrene	< 41	µg/Kg	UJ	L	e			
			DN06L-RE	01NE28SD145	SX	2-methylnaphthalene	1000	µg/Kg	J	L	e
						acenaphthene	610	µg/Kg	J	L	e
acenaphthylene	< 49	µg/Kg				UJ	L	e			
anthracene	< 49	µg/Kg				UJ	L	e			
benzo(a)anthracene	< 49	µg/Kg				UJ	L	e			
benzo(a)pyrene	< 49	µg/Kg				UJ	L	e			
benzo(b)fluoranthene	< 49	µg/Kg				UJ	L	e			
benzo(g,h,i)perylene	< 49	µg/Kg				UJ	L	e			
benzo(k)fluoranthene	< 49	µg/Kg				UJ	L	e			
chrysene	< 49	µg/Kg				UJ	L	e			
dibenzo(a,h)anthracene	< 49	µg/Kg				UJ	L	e			
dibenzofuran	170	µg/Kg				J	L	e			
fluoranthene	< 49	µg/Kg				UJ	L	e			
fluorene	880	µg/Kg				J	L	e			
indeno(1,2,3,c,d)pyrene	< 49	µg/Kg				UJ	L	e			
naphthalene	430	µg/Kg				J	L	e			
phenanthrene	670	µg/Kg				J	L	e			
pyrene	< 49	µg/Kg				UJ	L	e			

Table 5 - Holding Time Qualifications (e)

Analysis Type: Polynuclear Aromatic Hydrocarbons

Labcode: ARI

Lab ID	Field ID	Matrix	Analyte	Result	Units	Q	Bias	RC			
DN06Q-RE	01NE28SD150	SX	2-methylnaphthalene	1000	µg/Kg	J	L	e			
			acenaphthene	330	µg/Kg	J	L	e			
			acenaphthylene	< 28	µg/Kg	UJ	L	e			
			anthracene	< 28	µg/Kg	UJ	L	e			
			benzo(a)anthracene	< 28	µg/Kg	UJ	L	e			
			benzo(a)pyrene	< 28	µg/Kg	UJ	L	e			
			benzo(b)fluoranthene	< 28	µg/Kg	UJ	L	e			
			benzo(g,h,i)perylene	< 28	µg/Kg	UJ	L	e			
			benzo(k)fluoranthene	< 28	µg/Kg	UJ	L	e			
			chrysene	31	µg/Kg	J	L	e			
			dibenzo(a,h)anthracene	< 28	µg/Kg	UJ	L	e			
			dibenzofuran	97	µg/Kg	J	L	e			
			fluoranthene	31	µg/Kg	J	L	e			
			fluorene	390	µg/Kg	J	L	e			
			indeno(1,2,3,c,d)pyrene	< 28	µg/Kg	UJ	L	e			
			naphthalene	610	µg/Kg	J	L	e			
			phenanthrene	250	µg/Kg	J	L	e			
			pyrene	36	µg/Kg	J	L	e			
			DN06Q-REDL	01NE28SD150	SX	2-methylnaphthalene	1200	µg/Kg	J	L	e
						acenaphthene	330	µg/Kg	J	L	e
acenaphthylene	< 83	µg/Kg				UJ	L	e			
anthracene	< 83	µg/Kg				UJ	L	e			
benzo(a)anthracene	< 83	µg/Kg				UJ	L	e			
benzo(a)pyrene	< 83	µg/Kg				UJ	L	e			
benzo(b)fluoranthene	< 83	µg/Kg				UJ	L	e			
benzo(g,h,i)perylene	< 83	µg/Kg				UJ	L	e			
benzo(k)fluoranthene	< 83	µg/Kg				UJ	L	e			
chrysene	< 83	µg/Kg				UJ	L	e			
dibenzo(a,h)anthracene	< 83	µg/Kg				UJ	L	e			
dibenzofuran	83	µg/Kg				J	L	e			
fluoranthene	< 83	µg/Kg				UJ	L	e			
fluorene	410	µg/Kg				J	L	e			
indeno(1,2,3,c,d)pyrene	< 83	µg/Kg				UJ	L	e			
naphthalene	400	µg/Kg				J	L	e			
phenanthrene	220	µg/Kg				J	L	e			
pyrene	< 83	µg/Kg				UJ	L	e			

Table 5 - Holding Time Qualifications (e)

Analysis Type: Polynuclear Aromatic Hydrocarbons

Labcode: ARI

Lab ID	Field ID	Matrix	Analyte	Result	Units	Q	Bias	RC
DN39K-RE	01NE28SD175	SX	2-methylnaphthalene	21	µg/Kg	J	L	e,b
			acenaphthene	< 11	µg/Kg	UJ	L	e,b
			acenaphthylene	< 11	µg/Kg	UJ	L	e,b
			anthracene	< 11	µg/Kg	UJ	L	e,b
			benzo(a)anthracene	< 11	µg/Kg	UJ	L	e,b
			benzo(a)pyrene	< 11	µg/Kg	UJ	L	e,b
			benzo(b)fluoranthene	< 11	µg/Kg	UJ	L	e,b
			benzo(g,h,i)perylene	< 11	µg/Kg	UJ	L	e,b
			benzo(k)fluoranthene	< 11	µg/Kg	UJ	L	e,b
			chrysene	< 11	µg/Kg	UJ	L	e,b
			dibenzo(a,h)anthracene	< 11	µg/Kg	UJ	L	e,b
			dibenzofuran	< 11	µg/Kg	UJ	L	e,b
			fluoranthene	< 11	µg/Kg	UJ	L	e,b
			fluorene	< 11	µg/Kg	UJ	L	e,b
			indeno(1,2,3,c,d)pyrene	< 11	µg/Kg	UJ	L	e,b
			naphthalene	< 11	µg/Kg	UJ	L	e,b
			phenanthrene	< 11	µg/Kg	UJ	L	e,b
			pyrene	< 11	µg/Kg	UJ	L	e,b
			DN40C-RE	01NE29SD125	SX	2-methylnaphthalene	< 8.7	µg/Kg
acenaphthene	< 8.7	µg/Kg				UJ	L	e
acenaphthylene	< 8.7	µg/Kg				UJ	L	e
anthracene	< 8.7	µg/Kg				UJ	L	e
benzo(a)anthracene	< 8.7	µg/Kg				UJ	L	e
benzo(a)pyrene	< 8.7	µg/Kg				UJ	L	e
benzo(b)fluoranthene	< 8.7	µg/Kg				UJ	L	e
benzo(g,h,i)perylene	< 8.7	µg/Kg				UJ	L	e
benzo(k)fluoranthene	< 8.7	µg/Kg				UJ	L	e
chrysene	< 8.7	µg/Kg				UJ	L	e
dibenzo(a,h)anthracene	< 8.7	µg/Kg				UJ	L	e
dibenzofuran	< 8.7	µg/Kg				UJ	L	e
fluoranthene	< 8.7	µg/Kg				UJ	L	e
fluorene	< 8.7	µg/Kg				UJ	L	e
indeno(1,2,3,c,d)pyrene	< 8.7	µg/Kg				UJ	L	e
naphthalene	< 8.7	µg/Kg				UJ	L	e
phenanthrene	< 8.7	µg/Kg				UJ	L	e
pyrene	< 8.7	µg/Kg				UJ	L	e

Table 5 - Holding Time Qualifications (e)

Analysis Type: Polynuclear Aromatic Hydrocarbons

Labcode: ARI

Lab ID	Field ID	Matrix	Analyte	Result	Units	Q	Bias	RC
DN40E-RE	01NE29SD128	SX	2-methylnaphthalene	< 18	µg/Kg	UJ	L	e
			acenaphthene	< 18	µg/Kg	UJ	L	e
			acenaphthylene	< 18	µg/Kg	UJ	L	e
			anthracene	< 18	µg/Kg	UJ	L	e
			benzo(a)anthracene	< 18	µg/Kg	UJ	L	e
			benzo(a)pyrene	< 18	µg/Kg	UJ	L	e
			benzo(b)fluoranthene	< 18	µg/Kg	UJ	L	e
			benzo(g,h,i)perylene	< 18	µg/Kg	UJ	L	e
			benzo(k)fluoranthene	< 18	µg/Kg	UJ	L	e
			chrysene	< 18	µg/Kg	UJ	L	e
			dibenzo(a,h)anthracene	< 18	µg/Kg	UJ	L	e
			dibenzofuran	< 18	µg/Kg	UJ	L	e
			fluoranthene	< 18	µg/Kg	UJ	L	e
			fluorene	< 18	µg/Kg	UJ	L	e
			indeno(1,2,3,c,d)pyrene	< 18	µg/Kg	UJ	L	e
			naphthalene	< 18	µg/Kg	UJ	L	e
			phenanthrene	< 18	µg/Kg	UJ	L	e
			pyrene	< 18	µg/Kg	UJ	L	e
			DN40N-RE	01NE29SD126	SX	2-methylnaphthalene	< 8.5	µg/Kg
acenaphthene	< 8.5	µg/Kg				UJ	L	b,e
acenaphthylene	< 8.5	µg/Kg				UJ	L	b,e
anthracene	< 8.5	µg/Kg				UJ	L	b,e
benzo(a)anthracene	< 8.5	µg/Kg				UJ	L	b,e
benzo(a)pyrene	< 8.5	µg/Kg				UJ	L	b,e
benzo(b)fluoranthene	< 8.5	µg/Kg				UJ	L	b,e
benzo(g,h,i)perylene	< 8.5	µg/Kg				UJ	L	b,e
benzo(k)fluoranthene	< 8.5	µg/Kg				UJ	L	b,e
chrysene	< 8.5	µg/Kg				UJ	L	b,e
dibenzo(a,h)anthracene	< 8.5	µg/Kg				UJ	L	b,e
dibenzofuran	< 8.5	µg/Kg				UJ	L	b,e
fluoranthene	< 8.5	µg/Kg				UJ	L	b,e
fluorene	< 8.5	µg/Kg				UJ	L	b,e
indeno(1,2,3,c,d)pyrene	< 8.5	µg/Kg				UJ	L	b,e
naphthalene	< 8.5	µg/Kg				UJ	L	b,e
phenanthrene	< 8.5	µg/Kg				UJ	L	b,e
pyrene	< 8.5	µg/Kg				UJ	L	b,e

Table 5 - Holding Time Qualifications (e)

Analysis Type: Polynuclear Aromatic Hydrocarbons

Labcode: ARI

Lab ID	Field ID	Matrix	Analyte	Result	Units	Q	Bias	RC
DN55D-RE	01NE34SS101	SX	2-methylnaphthalene	< 8.9	µg/Kg	UJ	L	e
			acenaphthene	< 8.9	µg/Kg	UJ	L	e
			acenaphthylene	< 8.9	µg/Kg	UJ	L	e
			anthracene	< 8.9	µg/Kg	UJ	L	e
			benzo(a)anthracene	< 8.9	µg/Kg	UJ	L	e
			benzo(a)pyrene	< 8.9	µg/Kg	UJ	L	e
			benzo(b)fluoranthene	< 8.9	µg/Kg	UJ	L	e
			benzo(g,h,i)perylene	< 8.9	µg/Kg	UJ	L	e
			benzo(k)fluoranthene	< 8.9	µg/Kg	UJ	L	e
			chrysene	< 8.9	µg/Kg	UJ	L	e
			dibenzo(a,h)anthracene	< 8.9	µg/Kg	UJ	L	e
			dibenzofuran	< 8.9	µg/Kg	UJ	L	e
			fluoranthene	< 8.9	µg/Kg	UJ	L	e
			fluorene	< 8.9	µg/Kg	UJ	L	e
			indeno(1,2,3,c,d)pyrene	< 8.9	µg/Kg	UJ	L	e
			naphthalene	< 8.9	µg/Kg	UJ	L	e
			phenanthrene	< 8.9	µg/Kg	UJ	L	e
			pyrene	< 8.9	µg/Kg	UJ	L	e
DN76E-RE	01NE09SD108	SX	2-methylnaphthalene	< 25	µg/Kg	UJ	L	e
			acenaphthene	< 25	µg/Kg	UJ	L	e
			acenaphthylene	< 25	µg/Kg	UJ	L	e
			anthracene	< 25	µg/Kg	UJ	L	e
			benzo(a)anthracene	< 25	µg/Kg	UJ	L	e
			benzo(a)pyrene	< 25	µg/Kg	UJ	L	e
			benzo(b)fluoranthene	< 25	µg/Kg	UJ	L	e
			benzo(g,h,i)perylene	< 25	µg/Kg	UJ	L	e
			benzo(k)fluoranthene	< 25	µg/Kg	UJ	L	e
			chrysene	< 25	µg/Kg	UJ	L	e
			dibenzo(a,h)anthracene	< 25	µg/Kg	UJ	L	e
			dibenzofuran	< 25	µg/Kg	UJ	L	e
			fluoranthene	< 25	µg/Kg	UJ	L	e
			fluorene	< 25	µg/Kg	UJ	L	e
			indeno(1,2,3,c,d)pyrene	< 25	µg/Kg	UJ	L	e
			naphthalene	< 25	µg/Kg	UJ	L	e
			phenanthrene	< 25	µg/Kg	UJ	L	e
			pyrene	< 25	µg/Kg	UJ	L	e

Table 5 - Holding Time Qualifications (e)

Analysis Type: Polynuclear Aromatic Hydrocarbons

Labcode: ARI

Lab ID	Field ID	Matrix	Analyte	Result	Units	Q	Bias	RC
DN76H-RE	01NE30SS103	SX	2-methylnaphthalene	< 60	µg/Kg	UJ	L	e
			acenaphthene	< 60	µg/Kg	UJ	L	e
			acenaphthylene	< 60	µg/Kg	UJ	L	e
			anthracene	< 60	µg/Kg	UJ	L	e
			benzo(a)anthracene	< 60	µg/Kg	UJ	L	e
			benzo(a)pyrene	< 60	µg/Kg	UJ	L	e
			benzo(b)fluoranthene	< 60	µg/Kg	UJ	L	e
			benzo(g,h,i)perylene	< 60	µg/Kg	UJ	L	e
			benzo(k)fluoranthene	< 60	µg/Kg	UJ	L	e
			chrysene	< 60	µg/Kg	UJ	L	e
			dibenzo(a,h)anthracene	< 60	µg/Kg	UJ	L	e
			dibenzofuran	< 60	µg/Kg	UJ	L	e
			fluoranthene	< 60	µg/Kg	UJ	L	e
			fluorene	< 60	µg/Kg	UJ	L	e
			indeno(1,2,3,c,d)pyrene	< 60	µg/Kg	UJ	L	e
			naphthalene	< 60	µg/Kg	UJ	L	e
			phenanthrene	< 60	µg/Kg	UJ	L	e
			pyrene	< 60	µg/Kg	UJ	L	e
DN76P-RE	01NE09SD113	SX	2-methylnaphthalene	< 40	µg/Kg	UJ	L	e
			acenaphthene	< 40	µg/Kg	UJ	L	e
			acenaphthylene	< 40	µg/Kg	UJ	L	e
			anthracene	< 40	µg/Kg	UJ	L	e
			benzo(a)anthracene	< 40	µg/Kg	UJ	L	e
			benzo(a)pyrene	< 40	µg/Kg	UJ	L	e
			benzo(b)fluoranthene	< 40	µg/Kg	UJ	L	e
			benzo(g,h,i)perylene	< 40	µg/Kg	UJ	L	e
			benzo(k)fluoranthene	< 40	µg/Kg	UJ	L	e
			chrysene	< 40	µg/Kg	UJ	L	e
			dibenzo(a,h)anthracene	< 40	µg/Kg	UJ	L	e
			dibenzofuran	< 40	µg/Kg	UJ	L	e
			fluoranthene	< 40	µg/Kg	UJ	L	e
			fluorene	< 40	µg/Kg	UJ	L	e
			indeno(1,2,3,c,d)pyrene	< 40	µg/Kg	UJ	L	e
			naphthalene	< 40	µg/Kg	UJ	L	e
			phenanthrene	< 40	µg/Kg	UJ	L	e
			pyrene	< 40	µg/Kg	UJ	L	e

Table 6 - Surrogate Qualifications (b)

Due to surrogate accuracy problems, the following results are qualified as estimated:

Analysis Type: BTEX

Labcode: SAS

Lab ID	Field ID	Matrix	Analyte	Result	Units	Q	Bias	RC
100492-04	01NE21SS369	SX	benzene	< 0.055	mg/Kg	UJ	L	b
			ethylbenzene	< 0.11	mg/Kg	UJ	L	b
			m,p-xylene	< 0.22	mg/Kg	UJ	L	b
			o-xylene	< 0.11	mg/Kg	UJ	L	b
			toluene	< 0.11	mg/Kg	UJ	L	b
100492-07	01NE24SD314	SX	benzene	< 0.0074	mg/Kg	UJ	L	b
			ethylbenzene	< 0.015	mg/Kg	UJ	L	b
			m,p-xylene	< 0.03	mg/Kg	UJ	L	b
			o-xylene	< 0.015	mg/Kg	UJ	L	b
			toluene	< 0.015	mg/Kg	UJ	L	b
100492-11	01NE31SS321	SX	benzene	< 0.011	mg/Kg	UJ	L	b
			ethylbenzene	< 0.021	mg/Kg	UJ	L	b
			m,p-xylene	< 0.043	mg/Kg	UJ	L	b
			o-xylene	< 0.021	mg/Kg	UJ	L	b
			toluene	< 0.021	mg/Kg	UJ	L	b

Table 6 - Surrogate Qualifications (b)

Analysis Type: Diesel / Residual Range Organics

Labcode: ARI

Lab ID	Field ID	Matrix	Analyte	Result	Units	Q	Bias	RC
DN04D	01NE28SD120	SX	diesel range organics motor oil	170	mg/Kg	J	L	b
				600	mg/Kg	J	L	b
DN04D-RE	01NE28SD120	SX	diesel range organics motor oil	480	mg/Kg	J	L	b
				1000	mg/Kg	J	L	b
DN04F	01NE28SD122	SX	diesel range organics motor oil	110	mg/Kg	J	L	b
				460	mg/Kg	J	L	b
DN04F-RE	01NE28SD122	SX	diesel range organics motor oil	310	mg/Kg	J	L	b
				910	mg/Kg	J	L	b
DN04G	01NE28SD123	SX	diesel range organics motor oil	140	mg/Kg	J	L	b
				490	mg/Kg	J	L	b
DN04G-RE	01NE28SD123	SX	diesel range organics motor oil	1600	mg/Kg	J	L	b
				1500	mg/Kg	J	L	b
DN39H	01NE28SD172	SX	diesel range organics motor oil	5200	mg/Kg	J	L	b,o
				360	mg/Kg	J	L	b
DN39K	01NE28SD175	SX	diesel range organics motor oil	280	mg/Kg	J	L	b
				1200	mg/Kg	J	L	b
DN39L	01NE28SD176	SX	diesel range organics motor oil	790	mg/Kg	J	L	b
				1400	mg/Kg	J	L	b
DN39M	01NE28SD271	SX	diesel range organics motor oil	1500	mg/Kg	J	L	b
				1400	mg/Kg	J	L	b
DN68F	01NE09SD114	SX	diesel range organics motor oil	93	mg/Kg	J	L	b
				740	mg/Kg	J	L	b
DN68F-RE	01NE09SD114	SX	diesel range organics motor oil	65	mg/Kg	J	L	b,e
				300	mg/Kg	J	L	b,e
DN71D	01NE09MW103	WX	diesel range organics motor oil	< 0.25	mg/L	UJ	L	b
				< 0.5	mg/L	UJ	L	b
DN71D-RE	01NE09MW103	WX	diesel range organics motor oil	< 0.25	mg/L	UJ	L	b,e
				< 0.5	mg/L	UJ	L	b,e
DN78F	01NE31SS109	SX	diesel range organics motor oil	470	mg/Kg	J	L	b
				< 50	mg/Kg	UJ	L	b
DN78H	01NE31SS111	SX	diesel range organics motor oil	78	mg/Kg	J	L	b
				32	mg/Kg	J	L	b
DN78I	01NE31SS112	SX	diesel range organics motor oil	120	mg/Kg	J	L	b
				12	mg/Kg	J	L	b

Table 6 - Surrogate Qualifications (b)

Analysis Type: Diesel / Residual Range Organics

Labcode: ARI

Lab ID	Field ID	Matrix	Analyte	Result	Units	Q	Bias	RC
DN78L	01NE31SS115	SX	diesel range organics	380	mg/Kg	J	L	b
			motor oil	< 40	mg/Kg	UJ	L	b
DN78S	01NE31SS125	SX	diesel range organics	64	mg/Kg	J	L	b
			motor oil	210	mg/Kg	J	L	b

Table 6 - Surrogate Qualifications (b)

Analysis Type: Gasoline Range Organics

Labcode: SAS

Lab ID	Field ID	Matrix	Analyte	Result	Units	Q	Bias	RC
100492-04	01NE21SS369	SX	gasoline range organics	< 5.5	mg/Kg	UJ	L	b

Table 6 - Surrogate Qualifications (b)

Analysis Type: Organochlorine Pesticides / PCBs

Labcode: ARI

Lab ID	Field ID	Matrix	Analyte	Result	Units	Q	Bias	RC			
DN68U	01NE32SS103	SX	4,4'-DDD	< 4.3	µg/Kg	UJ	L	b			
			4,4'-DDE	< 4.3	µg/Kg	UJ	L	b			
			4,4'-DDT	< 4.3	µg/Kg	UJ	L	b			
			aldrin	< 2.2	µg/Kg	UJ	L	b			
			alpha-BHC	< 2.2	µg/Kg	UJ	L	b			
			alpha-chlordane	< 2.2	µg/Kg	UJ	L	b			
			aroclor 1016	< 43	µg/Kg	UJ	L	b			
			aroclor 1221	< 87	µg/Kg	UJ	L	b			
			aroclor 1232	< 43	µg/Kg	UJ	L	b			
			aroclor 1242	< 43	µg/Kg	UJ	L	b			
			aroclor 1248	< 43	µg/Kg	UJ	L	b			
			aroclor 1254	< 43	µg/Kg	UJ	L	b			
			aroclor 1260	< 43	µg/Kg	UJ	L	b			
			beta-BHC	< 2.2	µg/Kg	UJ	L	b			
			delta-BHC	< 2.2	µg/Kg	UJ	L	b			
			dieldrin	< 4.3	µg/Kg	UJ	L	b			
			endosulfan I	< 2.2	µg/Kg	UJ	L	b			
			endosulfan II	< 4.3	µg/Kg	UJ	L	b			
			endosulfan sulfate	< 4.3	µg/Kg	UJ	L	b			
			endrin	< 4.3	µg/Kg	UJ	L	b			
			endrin aldehyde	< 4.3	µg/Kg	UJ	L	b			
			endrin ketone	< 4.3	µg/Kg	UJ	L	b			
			gamma-BHC	< 2.2	µg/Kg	UJ	L	b			
			gamma-chlordane	< 2.2	µg/Kg	UJ	L	b			
			heptachlor	< 2.2	µg/Kg	UJ	L	b			
			heptachlor epoxide	< 2.2	µg/Kg	UJ	L	b			
			methoxychlor	< 22	µg/Kg	UJ	L	b			
			toxaphene	< 220	µg/Kg	UJ	L	b			
			DN68V	01NE32SS104	SX	aroclor 1260	160	µg/Kg	J	H	b,c

Table 6 - Surrogate Qualifications (b)

Analysis Type: Organochlorine Pesticides / PCBs

Labcode: ARI

Lab ID	Field ID	Matrix	Analyte	Result	Units	Q	Bias	RC	
DN76N	01NE32SS105	SX	4,4'-DDD	<	3.6	µg/Kg	UJ	L	b
			4,4'-DDE	<	3.6	µg/Kg	UJ	L	b
			4,4'-DDT	<	37	µg/Kg	UJ	L	b
			aldrin	<	1.8	µg/Kg	UJ	L	b
			alpha-BHC	<	1.8	µg/Kg	UJ	L	b
			alpha-chlordane	<	1.8	µg/Kg	UJ	L	b
			aroclor 1016	<	36	µg/Kg	UJ	L	b
			aroclor 1221	<	72	µg/Kg	UJ	L	b
			aroclor 1232	<	36	µg/Kg	UJ	L	b
			aroclor 1242	<	36	µg/Kg	UJ	L	b
			aroclor 1248	<	36	µg/Kg	UJ	L	b
			aroclor 1254	<	36	µg/Kg	UJ	L	b
			aroclor 1260		890	µg/Kg	J	L	b
			beta-BHC	<	1.8	µg/Kg	UJ	L	b
			delta-BHC	<	1.8	µg/Kg	UJ	L	b
			dieldrin	<	11	µg/Kg	UJ	L	b
			endosulfan I	<	1.8	µg/Kg	UJ	L	b
			endosulfan II	<	3.6	µg/Kg	UJ	L	b
			endosulfan sulfate	<	7.3	µg/Kg	UJ	L	b
			endrin	<	3.6	µg/Kg	UJ	L	b
			endrin aldehyde	<	7.8	µg/Kg	UJ	L	b
			endrin ketone	<	3.6	µg/Kg	UJ	L	b
			gamma-BHC	<	1.8	µg/Kg	UJ	L	b
			gamma-chlordane	<	2.8	µg/Kg	UJ	L	b
			heptachlor	<	1.8	µg/Kg	UJ	L	b
			heptachlor epoxide	<	1.8	µg/Kg	UJ	L	b
			methoxychlor	<	3.1	µg/Kg	UJ	L	b
			toxaphene	<	180	µg/Kg	UJ	L	b

Table 6 - Surrogate Qualifications (b)

Analysis Type: Organochlorine Pesticides / PCBs

Labcode: ARI

Lab ID	Field ID	Matrix	Analyte	Result	Units	Q	Bias	RC
DQ74A	01NE16SS167	SX	4,4'-DDD	< 3.7	µg/Kg	UJ	L	b
			4,4'-DDE	< 3.7	µg/Kg	UJ	L	b
			4,4'-DDT	11	µg/Kg	J	L	b
			aldrin	< 1.8	µg/Kg	UJ	L	b
			alpha-BHC	< 1.8	µg/Kg	UJ	L	b
			alpha-chlordane	< 1.8	µg/Kg	UJ	L	b
			beta-BHC	< 1.8	µg/Kg	UJ	L	b
			delta-BHC	< 1.8	µg/Kg	UJ	L	b
			dieldrin	< 3.7	µg/Kg	UJ	L	b
			endosulfan I	< 1.8	µg/Kg	UJ	L	b
			endosulfan II	< 3.7	µg/Kg	UJ	L	b
			endosulfan sulfate	< 3.7	µg/Kg	UJ	L	b
			endrin	< 3.7	µg/Kg	UJ	L	b
			endrin aldehyde	< 3.7	µg/Kg	UJ	L	b
			endrin ketone	< 3.7	µg/Kg	UJ	L	b
			gamma-BHC	< 1.8	µg/Kg	UJ	L	b
			gamma-chlordane	< 1.8	µg/Kg	UJ	L	b
			heptachlor	< 1.8	µg/Kg	UJ	L	b
			heptachlor epoxide	< 1.8	µg/Kg	UJ	L	b
			methoxychlor	< 18	µg/Kg	UJ	L	b
toxaphene	< 180	µg/Kg	UJ	L	b			
DQ74B	01NE16SS168	SX	4,4'-DDD	6	µg/Kg	J	L	b
			4,4'-DDE	5	µg/Kg	J	L	b
			4,4'-DDT	140	µg/Kg	J	L	b,o
			aldrin	< 1.9	µg/Kg	UJ	L	b
			alpha-BHC	< 1.9	µg/Kg	UJ	L	b
			alpha-chlordane	< 1.9	µg/Kg	UJ	L	b
			beta-BHC	< 1.9	µg/Kg	UJ	L	b
			delta-BHC	< 1.9	µg/Kg	UJ	L	b
			dieldrin	< 3.8	µg/Kg	UJ	L	b
			endosulfan I	2.5	µg/Kg	J	L	b
			endosulfan II	< 3.8	µg/Kg	UJ	L	b
			endosulfan sulfate	< 3.8	µg/Kg	UJ	L	b
			endrin	< 3.8	µg/Kg	UJ	L	b
			endrin aldehyde	< 6.4	µg/Kg	UJ	L	b
			endrin ketone	< 3.8	µg/Kg	UJ	L	b
			gamma-BHC	< 1.9	µg/Kg	UJ	L	b
			gamma-chlordane	< 1.9	µg/Kg	UJ	L	b
			heptachlor	< 1.9	µg/Kg	UJ	L	b
			heptachlor epoxide	< 1.9	µg/Kg	UJ	L	b
			methoxychlor	< 19	µg/Kg	UJ	L	b
toxaphene	< 190	µg/Kg	UJ	L	b			

Table 6 - Surrogate Qualifications (b)

Analysis Type: Organochlorine Pesticides / PCBs

Labcode: ARI

Lab ID	Field ID	Matrix	Analyte	Result	Units	Q	Bias	RC			
DQ74B-DL	01NE16SS168	SX	4,4'-DDD	< 19	µg/Kg	UJ	L	b			
			4,4'-DDE	< 19	µg/Kg	UJ	L	b			
			4,4'-DDT	120	µg/Kg	J	L	b			
			aldrin	< 9.5	µg/Kg	UJ	L	b			
			alpha-BHC	< 9.5	µg/Kg	UJ	L	b			
			alpha-chlordane	< 9.5	µg/Kg	UJ	L	b			
			beta-BHC	< 9.5	µg/Kg	UJ	L	b			
			delta-BHC	< 9.5	µg/Kg	UJ	L	b			
			dieldrin	< 19	µg/Kg	UJ	L	b			
			endosulfan I	< 9.5	µg/Kg	UJ	L	b			
			endosulfan II	< 19	µg/Kg	UJ	L	b			
			endosulfan sulfate	< 19	µg/Kg	UJ	L	b			
			endrin	< 19	µg/Kg	UJ	L	b			
			endrin aldehyde	< 19	µg/Kg	UJ	L	b			
			endrin ketone	< 19	µg/Kg	UJ	L	b			
			gamma-BHC	< 9.5	µg/Kg	UJ	L	b			
			gamma-chlordane	< 9.5	µg/Kg	UJ	L	b			
			heptachlor	< 9.5	µg/Kg	UJ	L	b			
			heptachlor epoxide	< 9.5	µg/Kg	UJ	L	b			
			methoxychlor	< 95	µg/Kg	UJ	L	b			
			toxaphene	< 950	µg/Kg	UJ	L	b			
			DQ74C	01NE28SD183	SX	4,4'-DDD	200	µg/Kg	J	L	b,o
						4,4'-DDE	< 18	µg/Kg	UJ	L	b
						4,4'-DDT	< 14	µg/Kg	UJ	L	b
						aldrin	< 3.5	µg/Kg	UJ	L	b
alpha-BHC	< 6.3	µg/Kg				UJ	L	b			
alpha-chlordane	< 3.5	µg/Kg				UJ	L	b			
beta-BHC	12	µg/Kg				J	L	b			
delta-BHC	< 3.5	µg/Kg				UJ	L	b			
dieldrin	< 11	µg/Kg				UJ	L	b			
endosulfan I	< 3.5	µg/Kg				UJ	L	b			
endosulfan II	< 7	µg/Kg				UJ	L	b			
endosulfan sulfate	< 11	µg/Kg				UJ	L	b			
endrin	< 7	µg/Kg				UJ	L	b			
endrin aldehyde	< 7	µg/Kg				UJ	L	b			
endrin ketone	< 7	µg/Kg				UJ	L	b			
gamma-BHC	< 3.9	µg/Kg				UJ	L	b			
gamma-chlordane	< 6.4	µg/Kg				UJ	L	b			
heptachlor	4.6	µg/Kg				J	L	b			
heptachlor epoxide	< 3.5	µg/Kg				UJ	L	b			
methoxychlor	< 35	µg/Kg				UJ	L	b			
toxaphene	< 350	µg/Kg				UJ	L	b			

Table 6 - Surrogate Qualifications (b)

Analysis Type: Organochlorine Pesticides / PCBs

Labcode: ARI

Lab ID	Field ID	Matrix	Analyte	Result	Units	Q	Bias	RC
DQ74D	01NE28SD184	SX	4,4'-DDD	27	µg/Kg	J	L	b
			4,4'-DDE	< 5.4	µg/Kg	UJ	L	b
			4,4'-DDT	< 5.4	µg/Kg	UJ	L	b
			aldrin	< 2.7	µg/Kg	UJ	L	b
			alpha-BHC	< 2.7	µg/Kg	UJ	L	b
			alpha-chlordane	< 2.7	µg/Kg	UJ	L	b
			beta-BHC	< 2.7	µg/Kg	UJ	L	b
			delta-BHC	< 2.7	µg/Kg	UJ	L	b
			dieldrin	< 5.4	µg/Kg	UJ	L	b
			endosulfan I	< 2.7	µg/Kg	UJ	L	b
			endosulfan II	< 5.4	µg/Kg	UJ	L	b
			endosulfan sulfate	< 5.4	µg/Kg	UJ	L	b
			endrin	< 5.4	µg/Kg	UJ	L	b
			endrin aldehyde	< 5.4	µg/Kg	UJ	L	b
			endrin ketone	< 5.4	µg/Kg	UJ	L	b
			gamma-BHC	< 2.7	µg/Kg	UJ	L	b
			gamma-chlordane	< 2.7	µg/Kg	UJ	L	b
			heptachlor	< 2.7	µg/Kg	UJ	L	b
			heptachlor epoxide	< 2.7	µg/Kg	UJ	L	b
			methoxychlor	< 27	µg/Kg	UJ	L	b
toxaphene	< 270	µg/Kg	UJ	L	b			
DQ74E	01NE28SD185	SX	4,4'-DDD		µg/Kg	J	L	b
			4,4'-DDE	< 110	µg/Kg	UJ	L	b
			4,4'-DDT	< 32	µg/Kg	UJ	L	b
			aldrin	< 3.3	µg/Kg	UJ	L	b
			alpha-BHC	< 4	µg/Kg	UJ	L	b
			alpha-chlordane	< 3.3	µg/Kg	UJ	L	b
			beta-BHC	< 6.4	µg/Kg	UJ	L	b
			delta-BHC	< 3.3	µg/Kg	UJ	L	b
			dieldrin	< 97	µg/Kg	UJ	L	b
			endosulfan I	< 3.3	µg/Kg	UJ	L	b
			endosulfan II	< 8.3	µg/Kg	UJ	L	b
			endosulfan sulfate	< 58	µg/Kg	UJ	L	b
			endrin	< 6.6	µg/Kg	UJ	L	b
			endrin aldehyde	< 38	µg/Kg	UJ	L	b
			endrin ketone	< 6.6	µg/Kg	UJ	L	b
			gamma-BHC	< 3.3	µg/Kg	UJ	L	b
			gamma-chlordane	< 32	µg/Kg	UJ	L	b
			heptachlor	< 3.3	µg/Kg	UJ	L	b
			heptachlor epoxide	< 3.3	µg/Kg	UJ	L	b
			methoxychlor	< 33	µg/Kg	UJ	L	b
toxaphene	< 330	µg/Kg	UJ	L	b			

Table 6 - Surrogate Qualifications (b)

Analysis Type: Organochlorine Pesticides / PCBs

Labcode: ARI

Lab ID	Field ID	Matrix	Analyte	Result	Units	Q	Bias	RC				
DQ74G	01NE28SD187	SX	4,4'-DDD	7.2	µg/Kg	J	L	b				
			4,4'-DDE	<	6.6	µg/Kg	UJ	L	b			
			4,4'-DDT	<	6.6	µg/Kg	UJ	L	b			
			aldrin	<	3.3	µg/Kg	UJ	L	b			
			alpha-BHC	<	3.3	µg/Kg	UJ	L	b			
			alpha-chlordane	<	3.3	µg/Kg	UJ	L	b			
			beta-BHC	<	3.3	µg/Kg	UJ	L	b			
			delta-BHC	<	3.3	µg/Kg	UJ	L	b			
			dieldrin	<	6.6	µg/Kg	UJ	L	b			
			endosulfan I	<	3.3	µg/Kg	UJ	L	b			
			endosulfan II	<	6.6	µg/Kg	UJ	L	b			
			endosulfan sulfate	<	6.6	µg/Kg	UJ	L	b			
			endrin	<	6.6	µg/Kg	UJ	L	b			
			endrin aldehyde	<	6.6	µg/Kg	UJ	L	b			
			endrin ketone	<	6.6	µg/Kg	UJ	L	b			
			gamma-BHC	<	3.3	µg/Kg	UJ	L	b			
			gamma-chlordane	<	3.3	µg/Kg	UJ	L	b			
			heptachlor	<	3.3	µg/Kg	UJ	L	b			
			heptachlor epoxide	<	3.3	µg/Kg	UJ	L	b			
			methoxychlor	<	33	µg/Kg	UJ	L	b			
			toxaphene	<	330	µg/Kg	UJ	L	b			
			DQ74J	01NE28SD190	SX	4,4'-DDD	<	10	µg/Kg	UJ	L	b
						4,4'-DDE	<	10	µg/Kg	UJ	L	b
4,4'-DDT	<	10				µg/Kg	UJ	L	b			
aldrin	<	5.2				µg/Kg	UJ	L	b			
alpha-BHC	<	5.2				µg/Kg	UJ	L	b			
alpha-chlordane	<	5.2				µg/Kg	UJ	L	b			
beta-BHC	<	5.2				µg/Kg	UJ	L	b			
delta-BHC	<	5.2				µg/Kg	UJ	L	b			
dieldrin	<	10				µg/Kg	UJ	L	b			
endosulfan I	<	5.2				µg/Kg	UJ	L	b			
endosulfan II	<	10				µg/Kg	UJ	L	b			
endosulfan sulfate	<	10				µg/Kg	UJ	L	b			
endrin	<	10				µg/Kg	UJ	L	b			
endrin aldehyde	<	10				µg/Kg	UJ	L	b			
endrin ketone	<	10				µg/Kg	UJ	L	b			
gamma-BHC	<	5.2				µg/Kg	UJ	L	b			
gamma-chlordane	<	5.2				µg/Kg	UJ	L	b			
heptachlor	<	5.2				µg/Kg	UJ	L	b			
heptachlor epoxide	<	5.2				µg/Kg	UJ	L	b			
methoxychlor	<	52				µg/Kg	UJ	L	b			
toxaphene	<	520				µg/Kg	UJ	L	b			

Table 6 - Surrogate Qualifications (b)

Analysis Type: Organochlorine Pesticides / PCBs

Labcode: ARI

Lab ID	Field ID	Matrix	Analyte	Result	Units	Q	Bias	RC			
DQ74K	01NE28SD191	SX	4,4'-DDD	15	µg/Kg	J	L	b			
			4,4'-DDE	< 5.3	µg/Kg	UJ	L	b			
			4,4'-DDT	< 5.3	µg/Kg	UJ	L	b			
			aldrin	< 2.6	µg/Kg	UJ	L	b			
			alpha-BHC	< 2.9	µg/Kg	UJ	L	b			
			alpha-chlordane	< 2.6	µg/Kg	UJ	L	b			
			beta-BHC	< 9.2	µg/Kg	UJ	L	b			
			delta-BHC	< 2.6	µg/Kg	UJ	L	b			
			dieldrin	< 5.3	µg/Kg	UJ	L	b			
			endosulfan I	< 2.6	µg/Kg	UJ	L	b			
			endosulfan II	< 5.3	µg/Kg	UJ	L	b			
			endosulfan sulfate	< 5.3	µg/Kg	UJ	L	b			
			endrin	< 5.3	µg/Kg	UJ	L	b			
			endrin aldehyde	< 5.3	µg/Kg	UJ	L	b			
			endrin ketone	< 5.3	µg/Kg	UJ	L	b			
			gamma-BHC	2.9	µg/Kg	J	L	b			
			gamma-chlordane	< 2.6	µg/Kg	UJ	L	b			
			heptachlor	< 2.6	µg/Kg	UJ	L	b			
			heptachlor epoxide	< 2.6	µg/Kg	UJ	L	b			
			methoxychlor	< 26	µg/Kg	UJ	L	b			
			toxaphene	< 260	µg/Kg	UJ	L	b			
			DQ74L	01NE28SD192	SX	4,4'-DDD	< 7.2	µg/Kg	UJ	L	b
						4,4'-DDE	< 4.3	µg/Kg	UJ	L	b
4,4'-DDT	< 4.3	µg/Kg				UJ	L	b			
aldrin	< 2.2	µg/Kg				UJ	L	b			
alpha-BHC	< 2.2	µg/Kg				UJ	L	b			
alpha-chlordane	< 2.2	µg/Kg				UJ	L	b			
beta-BHC	< 2.2	µg/Kg				UJ	L	b			
delta-BHC	< 2.2	µg/Kg				UJ	L	b			
dieldrin	< 4.3	µg/Kg				UJ	L	b			
endosulfan I	< 2.2	µg/Kg				UJ	L	b			
endosulfan II	< 4.3	µg/Kg				UJ	L	b			
endosulfan sulfate	< 4.3	µg/Kg				UJ	L	b			
endrin	< 4.3	µg/Kg				UJ	L	b			
endrin aldehyde	< 4.3	µg/Kg				UJ	L	b			
endrin ketone	< 4.3	µg/Kg				UJ	L	b			
gamma-BHC	< 2.2	µg/Kg				UJ	L	b			
gamma-chlordane	< 2.2	µg/Kg				UJ	L	b			
heptachlor	< 2.2	µg/Kg				UJ	L	b			
heptachlor epoxide	< 2.2	µg/Kg				UJ	L	b			
methoxychlor	< 22	µg/Kg				UJ	L	b			
toxaphene	< 220	µg/Kg				UJ	L	b			

Table 6 - Surrogate Qualifications (b)

Analysis Type: Organochlorine Pesticides / PCBs

Labcode: ARI

Lab ID	Field ID	Matrix	Analyte	Result	Units	Q	Bias	RC
DQ74M	01NE28SD292	SX	4,4'-DDD	< 7.1	µg/Kg	UJ	L	b
			4,4'-DDE	< 6.5	µg/Kg	UJ	L	b
			4,4'-DDT	< 5	µg/Kg	UJ	L	b
			aldrin	< 2.1	µg/Kg	UJ	L	b
			alpha-BHC	< 2.1	µg/Kg	UJ	L	b
			alpha-chlordane	< 2.1	µg/Kg	UJ	L	b
			beta-BHC	< 2.1	µg/Kg	UJ	L	b
			delta-BHC	< 2.1	µg/Kg	UJ	L	b
			dieldrin	< 7.8	µg/Kg	UJ	L	b
			endosulfan I	< 2.1	µg/Kg	UJ	L	b
			endosulfan II	< 4.1	µg/Kg	UJ	L	b
			endosulfan sulfate	< 12	µg/Kg	UJ	L	b
			endrin	< 4.1	µg/Kg	UJ	L	b
			endrin aldehyde	< 4.1	µg/Kg	UJ	L	b
			endrin ketone	< 4.1	µg/Kg	UJ	L	b
			gamma-BHC	< 2.1	µg/Kg	UJ	L	b
			gamma-chlordane	< 3.8	µg/Kg	UJ	L	b
			heptachlor	< 2.1	µg/Kg	UJ	L	b
			heptachlor epoxide	< 2.1	µg/Kg	UJ	L	b
			methoxychlor	< 21	µg/Kg	UJ	L	b
toxaphene	< 210	µg/Kg	UJ	L	b			
DQ74N	01NE28SD285	SX	4,4'-DDE	< 82	µg/Kg	UJ	L	b
			4,4'-DDT	< 22	µg/Kg	UJ	L	b
			aldrin	< 2.8	µg/Kg	UJ	L	b
			alpha-BHC	< 2.8	µg/Kg	UJ	L	b
			alpha-chlordane	< 2.8	µg/Kg	UJ	L	b
			beta-BHC	3.9	µg/Kg	J	L	b
			delta-BHC	< 2.8	µg/Kg	UJ	L	b
			dieldrin	< 16	µg/Kg	UJ	L	b
			endosulfan I	< 2.8	µg/Kg	UJ	L	b
			endosulfan II	< 5.7	µg/Kg	UJ	L	b
			endosulfan sulfate	< 56	µg/Kg	UJ	L	b
			endrin	< 5.7	µg/Kg	UJ	L	b
			endrin aldehyde	< 35	µg/Kg	UJ	L	b
			endrin ketone	< 5.7	µg/Kg	UJ	L	b
			gamma-BHC	< 2.8	µg/Kg	UJ	L	b
			gamma-chlordane	< 26	µg/Kg	UJ	L	b
			heptachlor	< 2.8	µg/Kg	UJ	L	b
			heptachlor epoxide	< 2.8	µg/Kg	UJ	L	b
			methoxychlor	< 28	µg/Kg	UJ	L	b
			toxaphene	< 280	µg/Kg	UJ	L	b

Table 6 - Surrogate Qualifications (b)

Analysis Type: Polychlorinated Biphenyls

Labcode: ARI

Lab ID	Field ID	Matrix	Analyte	Result	Units	Q	Bias	RC
DN04P-RE	01NE28SD131	SX	aroclor 1016	< 64	µg/Kg	UJ	L	b
			aroclor 1221	< 130	µg/Kg	UJ	L	b
			aroclor 1232	< 64	µg/Kg	UJ	L	b
			aroclor 1242	< 64	µg/Kg	UJ	L	b
			aroclor 1248	< 64	µg/Kg	UJ	L	b
			aroclor 1254	130	µg/Kg	J	L	b
			aroclor 1260	140	µg/Kg	J	L	b
DN07G	01NE28SD113	SX	aroclor 1016	< 260	µg/Kg	UJ	L	b
			aroclor 1221	< 510	µg/Kg	UJ	L	b
			aroclor 1232	< 260	µg/Kg	UJ	L	b
			aroclor 1242	< 260	µg/Kg	UJ	L	b
			aroclor 1248	< 260	µg/Kg	UJ	L	b
			aroclor 1254	< 260	µg/Kg	UJ	L	b
			aroclor 1260	< 260	µg/Kg	UJ	L	b
DN38M	01NE28SD170	SX	aroclor 1016	< 49	µg/Kg	UJ	L	b
			aroclor 1221	< 98	µg/Kg	UJ	L	b
			aroclor 1232	< 49	µg/Kg	UJ	L	b
			aroclor 1242	< 49	µg/Kg	UJ	L	b
			aroclor 1248	< 49	µg/Kg	UJ	L	b
			aroclor 1254	< 188	µg/Kg	UJ	L	b
DN39H	01NE28SD172	SX	aroclor 1016	< 290	µg/Kg	UJ	L	b
			aroclor 1221	< 570	µg/Kg	UJ	L	b
			aroclor 1232	< 290	µg/Kg	UJ	L	b
			aroclor 1242	< 290	µg/Kg	UJ	L	b
			aroclor 1248	< 290	µg/Kg	UJ	L	b
			aroclor 1254	< 290	µg/Kg	UJ	L	b
			aroclor 1260	< 290	µg/Kg	UJ	L	b
DN71D	01NE09MW103	WX	aroclor 1016	< 1	µg/L	UJ	L	b
			aroclor 1221	< 2	µg/L	UJ	L	b
			aroclor 1232	< 1	µg/L	UJ	L	b
			aroclor 1242	< 1	µg/L	UJ	L	b
			aroclor 1248	< 1	µg/L	UJ	L	b
			aroclor 1254	< 1	µg/L	UJ	L	b
			aroclor 1260	< 1	µg/L	UJ	L	b

Table 6 - Surrogate Qualifications (b)

Analysis Type: Polynuclear Aromatic Hydrocarbon

Labcode: ARI

Lab ID	Field ID	Matrix	Analyte	Result	Units	Q	Bias	RC			
DN06H	01NE28SD141	SX	2-methylnaphthalene	260	µg/Kg	J	L	b			
			acenaphthene	18	µg/Kg	J	L	b			
			acenaphthylene	<	4.1	µg/Kg	UJ	L	b		
			anthracene	<	4.1	µg/Kg	UJ	L	b		
			benzo(a)anthracene	<	4.1	µg/Kg	UJ	L	b		
			benzo(a)pyrene	<	4.1	µg/Kg	UJ	L	b		
			benzo(b)fluoranthene	<	4.1	µg/Kg	UJ	L	b		
			benzo(g,h,i)perylene	<	4.1	µg/Kg	UJ	L	b		
			benzo(k)fluoranthene	<	4.1	µg/Kg	UJ	L	b		
			chrysene	<	4.1	µg/Kg	UJ	L	b		
			dibenzo(a,h)anthracene	<	4.1	µg/Kg	UJ	L	b		
			dibenzofuran		12	µg/Kg	J	L	b		
			fluoranthene	<	4.1	µg/Kg	UJ	L	b		
			fluorene		48	µg/Kg	J	L	b		
			indeno(1,2,3,c,d)pyrene	<	4.1	µg/Kg	UJ	L	b		
			naphthalene		200	µg/Kg	J	L	b		
			phenanthrene		30	µg/Kg	J	L	b		
			pyrene	<	4.1	µg/Kg	UJ	L	b		
			DN06H-DL	01NE28SD141	SX	2-methylnaphthalene	270	µg/Kg	J	L	b
						acenaphthene	23	µg/Kg	J	L	b
acenaphthylene	<	12				µg/Kg	UJ	L	b		
anthracene	<	12				µg/Kg	UJ	L	b		
benzo(a)anthracene	<	12				µg/Kg	UJ	L	b		
benzo(a)pyrene	<	12				µg/Kg	UJ	L	b		
benzo(b)fluoranthene	<	12				µg/Kg	UJ	L	b		
benzo(g,h,i)perylene	<	12				µg/Kg	UJ	L	b		
benzo(k)fluoranthene	<	12				µg/Kg	UJ	L	b		
chrysene	<	12				µg/Kg	UJ	L	b		
dibenzo(a,h)anthracene	<	12				µg/Kg	UJ	L	b		
dibenzofuran		13				µg/Kg	J	L	b		
fluoranthene	<	12				µg/Kg	UJ	L	b		
fluorene		50				µg/Kg	J	L	b		
indeno(1,2,3,c,d)pyrene	<	12				µg/Kg	UJ	L	b		
naphthalene		220				µg/Kg	J	L	b		
phenanthrene		34				µg/Kg	J	L	b		
pyrene	<	12				µg/Kg	UJ	L	b		

Table 6 - Surrogate Qualifications (b)

Analysis Type: Polynuclear Aromatic Hydrocarbon

Labcode: ARI

Lab ID	Field ID	Matrix	Analyte	Result	Units	Q	Bias	RC			
DN38A	01NE29SD114	SX	2-methylnaphthalene	150	µg/Kg	J	L	b			
			acenaphthene	13	µg/Kg	J	L	b			
			acenaphthylene	<	8.4	µg/Kg	UJ	L	b		
			anthracene	<	8.4	µg/Kg	UJ	L	b		
			benzo(a)anthracene	<	8.4	µg/Kg	UJ	L	b		
			benzo(a)pyrene	<	8.4	µg/Kg	UJ	L	b		
			benzo(b)fluoranthene	<	8.4	µg/Kg	UJ	L	b		
			benzo(g,h,i)perylene	<	8.4	µg/Kg	UJ	L	b		
			benzo(k)fluoranthene	<	8.4	µg/Kg	UJ	L	b		
			chrysene	<	8.4	µg/Kg	UJ	L	b		
			dibenzo(a,h)anthracene	<	8.4	µg/Kg	UJ	L	b		
			dibenzofuran	<	8.4	µg/Kg	UJ	L	b		
			fluoranthene	<	8.4	µg/Kg	UJ	L	b,n		
			fluorene		17	µg/Kg	J	L	b		
			indeno(1,2,3,c,d)pyrene	<	8.4	µg/Kg	UJ	L	b		
			naphthalene		31	µg/Kg	J	L	b		
			phenanthrene		11	µg/Kg	J	L	b,n		
			pyrene	<	8.4	µg/Kg	UJ	L	b		
			DN38L	01NE28SD169	SX	2-methylnaphthalene	38000	µg/Kg	J	L	b
						acenaphthene	7900	µg/Kg	J	L	b
acenaphthylene	<	1300				µg/Kg	UJ	L	b		
anthracene	<	1300				µg/Kg	UJ	L	b		
benzo(a)anthracene	<	1300				µg/Kg	UJ	L	b		
benzo(a)pyrene	<	1300				µg/Kg	UJ	L	b		
benzo(b)fluoranthene	<	1300				µg/Kg	UJ	L	b		
benzo(g,h,i)perylene	<	1300				µg/Kg	UJ	L	b		
benzo(k)fluoranthene	<	1300				µg/Kg	UJ	L	b		
chrysene	<	1300				µg/Kg	UJ	L	b		
dibenzo(a,h)anthracene	<	1300				µg/Kg	UJ	L	b		
dibenzofuran		1400				µg/Kg	J	L	b		
fluoranthene	<	1300				µg/Kg	UJ	L	b		
fluorene		8800				µg/Kg	J	L	b		
indeno(1,2,3,c,d)pyrene	<	1300				µg/Kg	UJ	L	b		
naphthalene		9900				µg/Kg	J	L	b		
phenanthrene		3700				µg/Kg	J	L	b		
pyrene	<	1300				µg/Kg	UJ	L	b		

Table 6 - Surrogate Qualifications (b)

Analysis Type: Polynuclear Aromatic Hydrocarbon

Labcode: ARI

Lab ID	Field ID	Matrix	Analyte	Result	Units	Q	Bias	RC
DN39K	01NE28SD175	SX	2-methylnaphthalene	< 33	µg/Kg	UJ	L	b
			acenaphthene	< 33	µg/Kg	UJ	L	b
			acenaphthylene	< 33	µg/Kg	UJ	L	b
			anthracene	< 33	µg/Kg	UJ	L	b
			benzo(a)anthracene	< 33	µg/Kg	UJ	L	b
			benzo(a)pyrene	< 33	µg/Kg	UJ	L	b
			benzo(b)fluoranthene	< 33	µg/Kg	UJ	L	b
			benzo(g,h,i)perylene	< 33	µg/Kg	UJ	L	b
			benzo(k)fluoranthene	< 33	µg/Kg	UJ	L	b
			chrysene	< 33	µg/Kg	UJ	L	b
			dibenzo(a,h)anthracene	< 33	µg/Kg	UJ	L	b
			dibenzofuran	< 33	µg/Kg	UJ	L	b
			fluoranthene	< 33	µg/Kg	UJ	L	b
			fluorene	< 33	µg/Kg	UJ	L	b
			indeno(1,2,3,c,d)pyrene	< 33	µg/Kg	UJ	L	b
			naphthalene	< 33	µg/Kg	UJ	L	b
			phenanthrene	< 33	µg/Kg	UJ	L	b
			pyrene	< 33	µg/Kg	UJ	L	b
DN39K-RE	01NE28SD175	SX	2-methylnaphthalene	21	µg/Kg	J	L	e,b
			acenaphthene	< 11	µg/Kg	UJ	L	e,b
			acenaphthylene	< 11	µg/Kg	UJ	L	e,b
			anthracene	< 11	µg/Kg	UJ	L	e,b
			benzo(a)anthracene	< 11	µg/Kg	UJ	L	e,b
			benzo(a)pyrene	< 11	µg/Kg	UJ	L	e,b
			benzo(b)fluoranthene	< 11	µg/Kg	UJ	L	e,b
			benzo(g,h,i)perylene	< 11	µg/Kg	UJ	L	e,b
			benzo(k)fluoranthene	< 11	µg/Kg	UJ	L	e,b
			chrysene	< 11	µg/Kg	UJ	L	e,b
			dibenzo(a,h)anthracene	< 11	µg/Kg	UJ	L	e,b
			dibenzofuran	< 11	µg/Kg	UJ	L	e,b
			fluoranthene	< 11	µg/Kg	UJ	L	e,b
			fluorene	< 11	µg/Kg	UJ	L	e,b
			indeno(1,2,3,c,d)pyrene	< 11	µg/Kg	UJ	L	e,b
			naphthalene	< 11	µg/Kg	UJ	L	e,b
			phenanthrene	< 11	µg/Kg	UJ	L	e,b
			pyrene	< 11	µg/Kg	UJ	L	e,b

Table 6 - Surrogate Qualifications (b)

Analysis Type: Polynuclear Aromatic Hydrocarbon

Labcode: ARI

Lab ID	Field ID	Matrix	Analyte	Result	Units	Q	Bias	RC
DN40E	01NE29SD128	SX	2-methylnaphthalene	< 8.7	µg/Kg	UJ	L	b
			acenaphthene	< 8.7	µg/Kg	UJ	L	b
			acenaphthylene	< 8.7	µg/Kg	UJ	L	b
			anthracene	< 8.7	µg/Kg	UJ	L	b
			benzo(a)anthracene	< 8.7	µg/Kg	UJ	L	b
			benzo(a)pyrene	< 8.7	µg/Kg	UJ	L	b
			benzo(b)fluoranthene	< 8.7	µg/Kg	UJ	L	b
			benzo(g,h,i)perylene	< 8.7	µg/Kg	UJ	L	b
			benzo(k)fluoranthene	< 8.7	µg/Kg	UJ	L	b
			chrysene	< 8.7	µg/Kg	UJ	L	b
			dibenzo(a,h)anthracene	< 8.7	µg/Kg	UJ	L	b
			dibenzofuran	< 8.7	µg/Kg	UJ	L	b
			fluoranthene	< 8.7	µg/Kg	UJ	L	b
			fluorene	< 8.7	µg/Kg	UJ	L	b
			indeno(1,2,3,c,d)pyrene	< 8.7	µg/Kg	UJ	L	b
			naphthalene	< 8.7	µg/Kg	UJ	L	b
			phenanthrene	< 8.7	µg/Kg	UJ	L	b
			pyrene	< 8.7	µg/Kg	UJ	L	b
DN40N	01NE29SD126	SX	2-methylnaphthalene	< 8.3	µg/Kg	UJ	L	b
			acenaphthene	< 8.3	µg/Kg	UJ	L	b
			acenaphthylene	< 8.3	µg/Kg	UJ	L	b
			anthracene	< 8.3	µg/Kg	UJ	L	b
			benzo(a)anthracene	< 8.3	µg/Kg	UJ	L	b
			benzo(a)pyrene	< 8.3	µg/Kg	UJ	L	b
			benzo(b)fluoranthene	< 8.3	µg/Kg	UJ	L	b
			benzo(g,h,i)perylene	< 8.3	µg/Kg	UJ	L	b
			benzo(k)fluoranthene	< 8.3	µg/Kg	UJ	L	b
			chrysene	< 8.3	µg/Kg	UJ	L	b
			dibenzo(a,h)anthracene	< 8.3	µg/Kg	UJ	L	b
			dibenzofuran	< 8.3	µg/Kg	UJ	L	b
			fluoranthene	< 8.3	µg/Kg	UJ	L	b
			fluorene	< 8.3	µg/Kg	UJ	L	b
			indeno(1,2,3,c,d)pyrene	< 8.3	µg/Kg	UJ	L	b
			naphthalene	< 8.3	µg/Kg	UJ	L	b
			phenanthrene	< 8.3	µg/Kg	UJ	L	b
			pyrene	< 8.3	µg/Kg	UJ	L	b

Table 6 - Surrogate Qualifications (b)

Analysis Type: Polynuclear Aromatic Hydrocarbon

Labcode: ARI

Lab ID	Field ID	Matrix	Analyte	Result	Units	Q	Bias	RC			
DN40N-RE	01NE29SD126	SX	2-methylnaphthalene	< 8.5	µg/Kg	UJ	L	b,e			
			acenaphthene	< 8.5	µg/Kg	UJ	L	b,e			
			acenaphthylene	< 8.5	µg/Kg	UJ	L	b,e			
			anthracene	< 8.5	µg/Kg	UJ	L	b,e			
			benzo(a)anthracene	< 8.5	µg/Kg	UJ	L	b,e			
			benzo(a)pyrene	< 8.5	µg/Kg	UJ	L	b,e			
			benzo(b)fluoranthene	< 8.5	µg/Kg	UJ	L	b,e			
			benzo(g,h,i)perylene	< 8.5	µg/Kg	UJ	L	b,e			
			benzo(k)fluoranthene	< 8.5	µg/Kg	UJ	L	b,e			
			chrysene	< 8.5	µg/Kg	UJ	L	b,e			
			dibenzo(a,h)anthracene	< 8.5	µg/Kg	UJ	L	b,e			
			dibenzofuran	< 8.5	µg/Kg	UJ	L	b,e			
			fluoranthene	< 8.5	µg/Kg	UJ	L	b,e			
			fluorene	< 8.5	µg/Kg	UJ	L	b,e			
			indeno(1,2,3,c,d)pyrene	< 8.5	µg/Kg	UJ	L	b,e			
			naphthalene	< 8.5	µg/Kg	UJ	L	b,e			
			phenanthrene	< 8.5	µg/Kg	UJ	L	b,e			
			pyrene	< 8.5	µg/Kg	UJ	L	b,e			
			DN55D	01NE34SS101	SX	2-methylnaphthalene	< 2.6	µg/Kg	UJ	L	b
						acenaphthene	< 2.6	µg/Kg	UJ	L	b
acenaphthylene	< 2.6	µg/Kg				UJ	L	b			
anthracene	< 2.6	µg/Kg				UJ	L	b			
benzo(a)anthracene	< 2.6	µg/Kg				UJ	L	b			
benzo(a)pyrene	< 2.6	µg/Kg				UJ	L	b			
benzo(b)fluoranthene	< 2.6	µg/Kg				UJ	L	b			
benzo(g,h,i)perylene	< 2.6	µg/Kg				UJ	L	b			
benzo(k)fluoranthene	< 2.6	µg/Kg				UJ	L	b			
chrysene	< 2.6	µg/Kg				UJ	L	b			
dibenzo(a,h)anthracene	< 2.6	µg/Kg				UJ	L	b			
dibenzofuran	< 2.6	µg/Kg				UJ	L	b			
fluoranthene	< 2.6	µg/Kg				UJ	L	b			
fluorene	< 2.6	µg/Kg				UJ	L	b			
indeno(1,2,3,c,d)pyrene	< 2.6	µg/Kg				UJ	L	b			
naphthalene	< 2.6	µg/Kg				UJ	L	b			
phenanthrene	< 2.6	µg/Kg				UJ	L	b			
pyrene	< 2.6	µg/Kg				UJ	L	b			

Table 6 - Surrogate Qualifications (b)

Analysis Type: Polynuclear Aromatic Hydrocarbon

Labcode: ARI

Lab ID	Field ID	Matrix	Analyte	Result	Units	Q	Bias	RC			
DN76E	01NE09SD108	SX	2-methylnaphthalene	< 22	µg/Kg	UJ	L	b			
			acenaphthene	< 22	µg/Kg	UJ	L	b			
			acenaphthylene	< 22	µg/Kg	UJ	L	b			
			anthracene	< 22	µg/Kg	UJ	L	b			
			benzo(a)anthracene	< 22	µg/Kg	UJ	L	b			
			benzo(a)pyrene	< 22	µg/Kg	UJ	L	b			
			benzo(b)fluoranthene	< 22	µg/Kg	UJ	L	b			
			benzo(g,h,i)perylene	< 22	µg/Kg	UJ	L	b			
			benzo(k)fluoranthene	< 22	µg/Kg	UJ	L	b			
			chrysene	< 22	µg/Kg	UJ	L	b			
			dibenzo(a,h)anthracene	< 22	µg/Kg	UJ	L	b			
			dibenzofuran	< 22	µg/Kg	UJ	L	b			
			fluoranthene	< 22	µg/Kg	UJ	L	b			
			fluorene	< 22	µg/Kg	UJ	L	b			
			indeno(1,2,3,c,d)pyrene	< 22	µg/Kg	UJ	L	b			
			naphthalene	< 22	µg/Kg	UJ	L	b			
			phenanthrene	< 22	µg/Kg	UJ	L	b			
			pyrene	< 22	µg/Kg	UJ	L	b			
			DN76H	01NE30SS103	SX	2-methylnaphthalene	< 53	µg/Kg	UJ	L	b
						acenaphthene	< 53	µg/Kg	UJ	L	b
acenaphthylene	< 53	µg/Kg				UJ	L	b			
anthracene	< 53	µg/Kg				UJ	L	b			
benzo(a)anthracene	< 53	µg/Kg				UJ	L	b			
benzo(a)pyrene	< 53	µg/Kg				UJ	L	b			
benzo(b)fluoranthene	< 53	µg/Kg				UJ	L	b			
benzo(g,h,i)perylene	< 53	µg/Kg				UJ	L	b			
benzo(k)fluoranthene	< 53	µg/Kg				UJ	L	b			
chrysene	< 53	µg/Kg				UJ	L	b			
dibenzo(a,h)anthracene	< 53	µg/Kg				UJ	L	b			
dibenzofuran	< 53	µg/Kg				UJ	L	b			
fluoranthene	< 53	µg/Kg				UJ	L	b			
fluorene	< 53	µg/Kg				UJ	L	b			
indeno(1,2,3,c,d)pyrene	< 53	µg/Kg				UJ	L	b			
naphthalene	< 53	µg/Kg				UJ	L	b			
phenanthrene	< 53	µg/Kg				UJ	L	b			
pyrene	< 53	µg/Kg				UJ	L	b			

Table 6 - Surrogate Qualifications (b)

Analysis Type: Polynuclear Aromatic Hydrocarbon

Labcode: ARI

Lab ID	Field ID	Matrix	Analyte	Result	Units	Q	Bias	RC
DN76P	01NE09SD113	SX	2-methylnaphthalene	< 36	µg/Kg	UJ	L	b
			acenaphthene	< 36	µg/Kg	UJ	L	b
			acenaphthylene	< 36	µg/Kg	UJ	L	b
			anthracene	< 36	µg/Kg	UJ	L	b
			benzo(a)anthracene	< 36	µg/Kg	UJ	L	b
			benzo(a)pyrene	< 36	µg/Kg	UJ	L	b
			benzo(b)fluoranthene	< 36	µg/Kg	UJ	L	b
			benzo(g,h,i)perylene	< 36	µg/Kg	UJ	L	b
			benzo(k)fluoranthene	< 36	µg/Kg	UJ	L	b
			chrysene	< 36	µg/Kg	UJ	L	b
			dibenzo(a,h)anthracene	< 36	µg/Kg	UJ	L	b
			dibenzofuran	< 36	µg/Kg	UJ	L	b
			fluoranthene	< 36	µg/Kg	UJ	L	b
			fluorene	< 36	µg/Kg	UJ	L	b
			indeno(1,2,3,c,d)pyrene	< 36	µg/Kg	UJ	L	b
			naphthalene	< 36	µg/Kg	UJ	L	b
			phenanthrene	< 36	µg/Kg	UJ	L	b
			pyrene	< 36	µg/Kg	UJ	L	b

Labcode: SAS

Lab ID	Field ID	Matrix	Analyte	Result	Units	Q	Bias	RC
100553-01	01NE07WP302	WX	2-chloronaphthalene	< 0.095	µg/L	UJ	L	b
			2-methylnaphthalene	< 0.095	µg/L	UJ	L	b
			acenaphthene	< 0.095	µg/L	UJ	L	b
			acenaphthylene	< 0.095	µg/L	UJ	L	b
			anthracene	< 0.095	µg/L	UJ	L	b
			benzo(a)anthracene	< 0.095	µg/L	UJ	L	b
			benzo(a)pyrene	< 0.095	µg/L	UJ	L	b
			benzo(b)fluoranthene	< 0.095	µg/L	UJ	L	b
			benzo(g,h,i)perylene	< 0.095	µg/L	UJ	L	b
			benzo(k)fluoranthene	< 0.095	µg/L	UJ	L	b
			chrysene	< 0.095	µg/L	UJ	L	b
			dibenzo(a,h)anthracene	< 0.095	µg/L	UJ	L	b
			fluoranthene	< 0.095	µg/L	UJ	L	b
			fluorene	< 0.095	µg/L	UJ	L	b
			indeno(1,2,3,c,d)pyrene	< 0.095	µg/L	UJ	L	b
			naphthalene	< 0.095	µg/L	UJ	L	b
			phenanthrene	< 0.095	µg/L	UJ	L	b
			pyrene	< 0.095	µg/L	UJ	L	b

Table 7 - Laboratory Blank Qualifications (a)

Due to laboratory blank contamination, the following detected results are qualified as nondetected:

Analysis Type: Diesel / Residual Range Organics

Labcode: ARI

Lab ID	Field ID	Matrix	Analyte	Result	Units	Q	Bias	RC
DN73C	01NE06WP103	WX	diesel range organics	0.29	mg/L	B	H	a
DN73F	01NE04WP104	WX	diesel range organics	0.96	mg/L	B	H	a
DN73G	01NE04WP102	WX	diesel range organics	1.4	mg/L	B	H	a

Table 7 - Laboratory Blank Qualifications (a)

Analysis Type: Gasoline Range Organics

Labcode: SAS

Lab ID	Field ID	Matrix	Analyte	Result	Units	Q	Bias	RC
100492-02	01NE21SW313	WX	gasoline range organics	0.04	mg/L	B	H	a
100492-03	01NE00TB112	WX	gasoline range organics	0.029	mg/L	B	H	a

Table 7 - Laboratory Blank Qualifications (a)

Analysis Type: *Semivolatile Organics*

Labcode: *ARI*

Lab ID	Field ID	Matrix	Analyte	Result	Units	Q	Bias	RC
DN53C	01NE16GW101	WX	bis(2-ethylhexyl)phthalate	2.5	µg/L	B	H	a
DN53D	01NE16GW201	WX	bis(2-ethylhexyl)phthalate	2.2	µg/L	B	H	a
DN53E	01NE16GW102	WX	bis(2-ethylhexyl)phthalate	1.4	µg/L	B	H	a

Table 7 - Laboratory Blank Qualifications (a)

Analysis Type: Total Metals

Labcode: SAS

Lab ID	Field ID	Matrix	Analyte	Result	Units	Q	Bias	RC
100418-02	01NE09SW307	WX	silver	0.029	mg/L	B	H	a

Table 7 - Laboratory Blank Qualifications (a)

Analysis Type: Volatile Organics

Labcode: ARI

Lab ID	Field ID	Matrix	Analyte	Result	Units	Q	Bias	RC
DN07N	01NE07SS125	SX	bromomethane	98	µg/Kg	B	H	a
DN07O	01NE07SS126	SX	bromomethane	200	µg/Kg	B	H	a
DN07P	01NE07SS127	SX	bromomethane	170	µg/Kg	B	H	a
DN07Q	01NE07SD105	SX	bromomethane	400	µg/Kg	B	H	a
DN07R	01NE07SD104	SX	bromomethane	170	µg/Kg	B	H	a
DN68C	01NE09SD108	SX	bromomethane	360	µg/Kg	B	H	a
DN68L	01NE00TB111	SX	bromomethane	90	µg/Kg	B	H	a

Table 8 - Field Blank Qualifications (k)

The following detected results are qualified as nondetected due to field blank contamination:

Analysis Type: BTEX

Labcode: ARI

Lab ID	Field ID	Matrix	Analyte	Result	Units	Q	Bias	RC
DN07K	01NE06SD116	SX	ethylbenzene	12	µg/Kg	B	H	k
			m,p-xylene	44	µg/Kg	B	H	k
			o-xylene	14	µg/Kg	B	H	k
			toluene	78	µg/Kg	B	H	k
DN07L	01NE06SD117	SX	ethylbenzene	0.88	µg/Kg	B	H	k
			m,p-xylene	3.3	µg/Kg	B	H	k
			o-xylene	1	µg/Kg	B	H	k
			toluene	4.7	µg/Kg	B	H	k
DN40J	01NE29SD128	SX	toluene	6.4	µg/Kg	B	H	k
DN40K	01NE29SD129	SX	m,p-xylene	3.2	µg/Kg	B	H	k
			toluene	4.7	µg/Kg	B	H	k
DN40M	01NE29SD127	SX	toluene	9.7	µg/Kg	B	H	k
DN40N	01NE29SD126	SX	toluene	7.4	µg/Kg	B	H	k
DN68A	01NE21SS169	SX	toluene	39	µg/Kg	B	H	k
DN68K	01NE09SS171	SX	toluene	9	µg/Kg	B	H	k
DN69N	01NE31SS121	SX	toluene	12	µg/Kg	B	H	k
DN69P	01NE31SS123	SX	m,p-xylene	17	µg/Kg	B	H	k
			o-xylene	5.3	µg/Kg	B	H	k
			toluene	24	µg/Kg	B	H	k
DN69Q	01NE31SS124	SX	toluene	7.3	µg/Kg	B	H	k
DN69R	01NE31SS221	SX	m,p-xylene	9	µg/Kg	B	H	k
			toluene	14	µg/Kg	B	H	k
DN70A	01NE21SB170	SX	toluene	7.2	µg/Kg	B	H	k
DN70B	01NE21SS170	SX	m,p-xylene	7.4	µg/Kg	B	H	k
			toluene	11	µg/Kg	B	H	k
DN70C	01NE24SD114	SX	toluene	3.2	µg/Kg	B	H	k
DN70D	01NE21SD113	SX	toluene	55	µg/Kg	B	H	k
DN70E	01NE24SD214	SX	toluene	17	µg/Kg	B	H	k

Table 8 - Field Blank Qualifications (k)

Analysis Type: BTEX

Labcode: ARI

Lab ID	Field ID	Matrix	Analyte	Result	Units	Q	Bias	RC
DN70F	01NE21SB169	SX	ethylbenzene	6.7	µg/Kg	B	H	k
			m,p-xylene	21	µg/Kg	B	H	k
			o-xylene	6.3	µg/Kg	B	H	k
			toluene	24	µg/Kg	B	H	k
DN70G	01NE21SB171	SX	m,p-xylene	23	µg/Kg	B	H	k
			toluene	41	µg/Kg	B	H	k
DN70H	01NE21SS172	SX	m,p-xylene	96	µg/Kg	B	H	k
			toluene	140	µg/Kg	B	H	k
DN70I	01NE21SD114	SX	m,p-xylene	10	µg/Kg	B	H	k
			toluene	19	µg/Kg	B	H	k
DN70J	01NE21SS173	SX	m,p-xylene	32	µg/Kg	B	H	k
			toluene	73	µg/Kg	B	H	k
DN70K	01NE24SD115	SX	ethylbenzene	8.8	µg/Kg	B	H	k
			m,p-xylene	30	µg/Kg	B	H	k
			o-xylene	9.2	µg/Kg	B	H	k
			toluene	38	µg/Kg	B	H	k

Table 8 - Field Blank Qualifications (k)

Analysis Type: Volatile Organics

Labcode: SAS

Lab ID	Field ID	Matrix	Analyte	Result	Units	Q	Bias	RC
100418-02	01NE09SW307	WX	acetone	0.73	µg/L	B	H	k

Table 9 - Matrix Spike Qualifications (c)

Due to matrix spike accuracy problems, the following results are qualified as estimated:

Analysis Type: Diesel / Residual Range Organics

Labcode: ARI

Lab ID	Field ID	Matrix	Analyte	Result	Units	Q	Bias	RC
DN05F	01NE28SD158	SX	diesel range organics	3800	mg/Kg	J	N	c,f
DN06E	01NE28SD139	SX	diesel range organics	520	mg/Kg	J	N	c,f,n
DN68B	01NE21SS269	SX	diesel range organics	220	mg/Kg	J	N	c,f
DN76P	01NE09SD113	SX	diesel range organics	270	mg/Kg	J	H	c,f

Table 9 - Matrix Spike Qualifications (c)

Analysis Type: *Organochlorine Pesticides / PCBs*

Labcode: *ARI*

Lab ID	Field ID	Matrix	Analyte	Result	Units	Q	Bias	RC
DN68V	01NE32SS104	SX	aroclor 1260	160	µg/Kg	J	H	b,c

Table 9 - Matrix Spike Qualifications (c)

Analysis Type: Polynuclear Aromatic Hydrocarbons

Labcode: SAS

Lab ID	Field ID	Matrix	Analyte	Result	Units	Q	Bias	RC
100302-02	01NE28SD311	SX	fluoranthene	110	µg/Kg	J	N	c,f
			phenanthrene	55	µg/Kg	J	N	c,f
			pyrene	66	µg/Kg	J	H	c

Table 9 - Matrix Spike Qualifications (c)

Analysis Type: Total Metals

Labcode: ARI

Lab ID	Field ID	Matrix	Analyte	Result	Units	Q	Bias	RC
DN76D	01NE09SD107	SX	antimony	< 30	mg/Kg	UJ	L	c
DN76E	01NE09SD108	SX	antimony	< 20	mg/Kg	UJ	L	c
DN76F	01NE30SS101	SX	antimony	< 10	mg/Kg	UJ	L	c
DN76G	01NE30SD101	SX	antimony	50	mg/Kg	J	L	c
DN76H	01NE30SS103	SX	antimony	< 30	mg/Kg	UJ	L	c
DN76I	01NE30SS102	SX	antimony	15	mg/Kg	J	L	c
DN76J	01NE09SD109	SX	antimony	250	mg/Kg	J	L	c
DN76K	01NE09SD213	SX	antimony	< 30	mg/Kg	UJ	L	c
DN76L	01NE24SD114	SX	antimony	70	mg/Kg	J	L	c
DN76M	01NE24SD115	SX	antimony	11	mg/Kg	J	L	c
DN76O	01NE30SS201	SX	antimony	< 9	mg/Kg	UJ	L	c
DN76P	01NE09SD113	SX	antimony	< 30	mg/Kg	UJ	L	c

Labcode: SAS

Lab ID	Field ID	Matrix	Analyte	Result	Units	Q	Bias	RC
100413-06	01NE29SW317	WX	mercury	< 0.0002	mg/L	UJ	L	c
100492-08	01NE16SS365	SX	lead	180	mg/Kg	J	H	c

Table 9 - Matrix Spike Qualifications (c)

Analysis Type: Volatile Organics

Labcode: SAS

Lab ID	Field ID	Matrix	Analyte	Result	Units	Q	Bias	RC
100492-13	01NE09SD313	SX	toluene	16	µg/Kg	J	N	c,f,n

Table 10 - Laboratory Control Sample Qualifications (d)

Due to laboratory control sample accuracy problems, the following detected results are qualified as estimated:

Analysis Type: *Polynuclear Aromatic Hydrocarbons*

Labcode: *ARI*

Lab ID	Field ID	Matrix	Analyte	Result	Units	Q	Bias	RC
DN06P	01NE28SD149	SX	phenanthrene	1500	µg/Kg	J	H	d

Table 11 - Precision Exceedance Qualifications (f)

Due to MS/MSD, LCS/LCSD or sample duplicate precision problems, the following results are qualified as estimated:

Analysis Type: Diesel / Residual Range Organics

Labcode: ARI

Lab ID	Field ID	Matrix	Analyte	Result	Units	Q	Bias	RC
DN04B	01NE28SD118	SX	diesel range organics	330	mg/Kg	J	N	f
DN05F	01NE28SD158	SX	diesel range organics	3800	mg/Kg	J	N	c,f
DN06E	01NE28SD139	SX	diesel range organics	520	mg/Kg	J	N	c,f,n
DN68B	01NE21SS269	SX	diesel range organics	220	mg/Kg	J	N	c,f
DN69N	01NE31SS121	SX	diesel range organics	47	mg/Kg	J	N	f
DN76D	01NE09SD107	SX	diesel range organics	320	mg/Kg	J	N	f
DN76P	01NE09SD113	SX	diesel range organics	270	mg/Kg	J	H	c,f

Table 11 - Precision Exceedance Qualifications (f)

Analysis Type: Diesel Range Organics

Labcode: SAS

Lab ID	Field ID	Matrix	Analyte	Result	Units	Q	Bias	RC
100492-11	01NE31SS321	SX	diesel range organics	54	mg/Kg	J	N	f

Table 11 - Precision Exceedance Qualifications (f)

Analysis Type: *Polynuclear Aromatic Hydrocarbons*

Labcode: **SAS**

Lab ID	Field ID	Matrix	Analyte	Result	Units	Q	Bias	RC	
100302-02	01NE28SD311	SX	fluoranthene	110	µg/Kg	J	N	c,f	
			phenanthrene	55	µg/Kg	J	N	c,f	
100413-01	01NE29SD325	SX	benzo(b)fluoranthene	<	2	µg/Kg	UJ	N	f
			benzo(k)fluoranthene	<	2	µg/Kg	UJ	N	f

Table 11 - Precision Exceedance Qualifications (f)

Analysis Type: *Residual Range Organics*

Labcode: **SAS**

Lab ID	Field ID	Matrix	Analyte	Result	Units	Q	Bias	RC
100413-03	01NE28SD371	SX	residual range organics	2000	mg/Kg	J	N	f

Table 11 - Precision Exceedance Qualifications (f)

Analysis Type: Total Metals

Labcode: SAS

Lab ID	Field ID	Matrix	Analyte	Result	Units	Q	Bias	RC
100302-02	01NE28SD311	SX	zinc	62	mg/Kg	J	N	f
100302-03	01NE28SD325	SX	zinc	43	mg/Kg	J	N	f
100302-04	01NE28SD351	SX	zinc	80	mg/Kg	J	N	f
100302-05	01NE28SD353	SX	zinc	34	mg/Kg	J	N	f
100302-06	01NE28SD357	SX	zinc	43	mg/Kg	J	N	f
100302-08	01NE28SD339	SX	zinc	60	mg/Kg	J	N	f
100492-01	01NE24SW314	WX	lead	0.23	mg/L	J	N	f,n
100492-04	01NE21SS369	SX	lead	19	mg/Kg	J	N	f
100492-09	01NE30SS301	SX	lead	16	mg/Kg	J	N	f
100492-13	01NE09SD313	SX	lead	300	mg/Kg	J	N	f

Table 11 - Precision Exceedance Qualifications (f)

Analysis Type: Volatile Organics

Labcode: SAS

Lab ID	Field ID	Matrix	Analyte	Result	Units	Q	Bias	RC
100492-13	01NE09SD313	SX	toluene	16	µg/Kg	J	N	c,f,n

Table 12 - Below Reporting Limit Qualifications (m)

The following results are below the reporting limit, and are qualified as estimated:

Analysis Type: Diesel Range Organics

Labcode: SAS

Lab ID	Field ID	Matrix	Analyte	Result	RL	Units	Q	Bias	RC
100302-08	01NE28SD339	SX	diesel range organics	64	86	mg/Kg	J	N	m,n
100492-04	01NE21SS369	SX	diesel range organics	120	140	mg/Kg	J	N	m
100492-13	01NE09SD313	SX	diesel range organics	120	220	mg/Kg	J	N	m

Table 12 - Below Reporting Limit Qualifications (m)

Analysis Type: *Polynuclear Aromatic Hydrocarbons*

Labcode: **SAS**

Lab ID	Field ID	Matrix	Analyte	Result	RL	Units	Q	Bias	RC
100302-05	01NE28SD353	SX	benzo(a)anthracene	24	28	µg/Kg	J	N	m,n

Table 12 - Below Reporting Limit Qualifications (m)

Analysis Type: *Residual Range Organics*

Labcode: *SAS*

Lab ID	Field ID	Matrix	Analyte	Result	RL	Units	Q	Bias	RC
100413-06	01NE29SW317	WX	residual range organics	0.069	0.1	mg/L	J	N	m
100492-02	01NE21SW313	WX	residual range organics	0.073	0.095	mg/L	J	N	m

Table 12 - Below Reporting Limit Qualifications (m)

Analysis Type: Total Metals

Labcode: SAS

Lab ID	Field ID	Matrix	Analyte	Result	RL	Units	Q	Bias	RC
100413-06	01NE29SW317	WX	aluminum	0.021	0.2	mg/L	J	N	m
			antimony	0.025	0.05	mg/L	J	N	m
			lead	0.0059	0.01	mg/L	J	N	m
			potassium	1.3	2	mg/L	J	N	m
			selenium	0.0075	0.05	mg/L	J	N	m
			silver	0.039	0.1	mg/L	J	N	m
100418-02	01NE09SW307	WX	aluminum	0.056	0.2	mg/L	J	N	m
			antimony	0.016	0.05	mg/L	J	N	m
			barium	0.0046	0.005	mg/L	J	N	m
			potassium	0.17	2	mg/L	J	N	m
100492-01	01NE24SW314	WX	aluminum	0.038	0.2	mg/L	J	N	m
			antimony	0.033	0.05	mg/L	J	N	m
			arsenic	0.0051	0.01	mg/L	J	N	m
			potassium	0.87	2	mg/L	J	N	m
			selenium	0.011	0.05	mg/L	J	N	m
			thallium	0.0074	0.02	mg/L	J	N	m
100492-04	01NE21SS369	SX	antimony	7.5	37	mg/Kg	J	N	m
			arsenic	6	7.5	mg/Kg	J	N	m
			cobalt	1.7	3.7	mg/Kg	J	N	m
			copper	6.7	7.5	mg/Kg	J	N	m
			nickel	3.4	7.5	mg/Kg	J	N	m
			potassium	490	1500	mg/Kg	J	N	m
			selenium	6.3	37	mg/Kg	J	N	m
100492-09	01NE30SS301	SX	antimony	3.9	23	mg/Kg	J	N	m
			beryllium	0.44	0.91	mg/Kg	J	N	m
			potassium	740	910	mg/Kg	J	N	m
100492-13	01NE09SD313	SX	antimony	4.6	62	mg/Kg	J	N	m
			mercury	0.2	0.21	mg/Kg	J	N	m
			potassium	1200	2500	mg/Kg	J	N	m
			silver	6	12	mg/Kg	J	N	m

Table 12 - Below Reporting Limit Qualifications (m)

Analysis Type: Volatile Organics

Labcode: SAS

Lab ID	Field ID	Matrix	Analyte	Result	RL	Units	Q	Bias	RC
100418-03	01NE00TB110	WX	acetone	0.72	2	µg/L	J	N	m
			tetrachloroethylene	0.18	0.4	µg/L	J	N	m
			trichlorofluoromethane	0.16	0.4	µg/L	J	N	m
100492-13	01NE09SD313	SX	chloromethane	1.2	1.9	µg/Kg	J	N	m,n
100553-01	01NE07WP302	WX	acetone	1.8	2	µg/L	J	N	m
			naphthalene	0.17	0.4	µg/L	J	N	m,n
100553-02	01NE00TB117	WX	chloroform	0.091	0.4	µg/L	J	N	m,p
			styrene	0.34	0.4	µg/L	J	N	m,p
			tetrachloroethylene	0.24	0.4	µg/L	J	N	m,p

Table 13 - Calibration Range Exceedance Qualifications (o)

The following detected results exceeded calibration range, and are qualified as estimated:

Analysis Type: Diesel / Residual Range Organics

Labcode: ARI

Lab ID	Field ID	Matrix	Analyte	Result	Units	Q	Bias	RC
DN39B	01NE28SD160	SX	diesel range organics	58000	mg/Kg	J	N	o
DN39C	01NE28SD161	SX	diesel range organics	60000	mg/Kg	J	N	o
DN39D	01NE28SD163	SX	diesel range organics	49000	mg/Kg	J	N	o
DN39E	01NE28SD164	SX	diesel range organics	48000	mg/Kg	J	N	o
DN39F	01NE28SD263	SX	diesel range organics	50000	mg/Kg	J	N	o
DN39H	01NE28SD172	SX	diesel range organics	5200	mg/Kg	J	L	b,o
DN39P	01NE28SD178	SX	diesel range organics	42000	mg/Kg	J	N	o
DN55H	01NE34SS106	SX	diesel range organics	1200	mg/Kg	J	N	o

Table 13 - Calibration Range Exceedance Qualifications (o)

Analysis Type: Diesel Range Organics

Labcode: SAS

Lab ID	Field ID	Matrix	Analyte	Result	Units	Q	Bias	RC
100302-04	01NE28SD351	SX	diesel range organics	17000	mg/Kg	J	N	o
100302-05	01NE28SD353	SX	diesel range organics	13000	mg/Kg	J	N	o

Table 13 - Calibration Range Exceedance Qualifications (o)

Analysis Type: *Organochlorine Pesticides / PCBs*

Labcode: *ARI*

Lab ID	Field ID	Matrix	Analyte	Result	Units	Q	Bias	RC
DN68O	01NE31SS102	SX	aroclor 1260	3200	µg/Kg	J	N	o
DN68Q	01NE31SS103	SX	aroclor 1260	3000	µg/Kg	J	N	o
DN68R	01NE31SS104	SX	aroclor 1260	3200	µg/Kg	J	N	o
DQ74B	01NE16SS168	SX	4,4'-DDT	140	µg/Kg	J	L	b,o
DQ74C	01NE28SD183	SX	4,4'-DDD	200	µg/Kg	J	L	b,o
DQ74F	01NE28SD186	SX	4,4'-DDD	290	µg/Kg	J	N	o

Table 13 - Calibration Range Exceedance Qualifications (o)

Analysis Type: Polynuclear Aromatic Hydrocarbons

Labcode: ARI

Lab ID	Field ID	Matrix	Analyte	Result	Units	Q	Bias	RC
DN04D	01NE28SD120	SX	2-methylnaphthalene	5500	µg/Kg	J	N	o
			naphthalene	1600	µg/Kg	J	N	o
DN04G	01NE28SD123	SX	naphthalene	1500	µg/Kg	J	N	o
DN04H	01NE28SD124	SX	naphthalene	3500	µg/Kg	J	N	o
			2-methylnaphthalene	5000	µg/Kg	J	N	o
DN04I	01NE28SD125	SX	naphthalene	3100	µg/Kg	J	N	o
			2-methylnaphthalene	5600	µg/Kg	J	N	o
DN04K	01NE28SD127	SX	2-methylnaphthalene	30000	µg/Kg	J	N	o
DN04M	01NE28SD225	SX	naphthalene	4400	µg/Kg	J	N	o
			2-methylnaphthalene	9700	µg/Kg	J	N	o
DN04N	01NE28SD129	SX	2-methylnaphthalene	3700	µg/Kg	J	N	o
			naphthalene	4700	µg/Kg	J	N	o
DN04S-RE	01NE28SD134	SX	2-methylnaphthalene	25000	µg/Kg	J	L	e,o
DN05B	01NE28SD154	SX	2-methylnaphthalene	18000	µg/Kg	J	N	o
DN05C	01NE28SD155	SX	2-methylnaphthalene	260000	µg/Kg	J	N	o
			naphthalene	130000	µg/Kg	J	N	o
DN05D	01NE28SD156	SX	naphthalene	110000	µg/Kg	J	N	o
			2-methylnaphthalene	250000	µg/Kg	J	N	o
DN05F	01NE28SD158	SX	naphthalene	6500	µg/Kg	J	N	o
			2-methylnaphthalene	14000	µg/Kg	J	N	o
DN06E	01NE28SD139	SX	pyrene	1000	µg/Kg	J	N	n,o
			phenanthrene	990	µg/Kg	J	N	n,o
			fluoranthene	890	µg/Kg	J	N	n,o
DN06I	01NE28SD142	SX	2-methylnaphthalene	620	µg/Kg	J	N	o
DN06J	01NE28SD143	SX	naphthalene	23000	µg/Kg	J	N	o
			2-methylnaphthalene	52000	µg/Kg	J	N	o
DN06K	01NE28SD144	SX	naphthalene	18000	µg/Kg	J	N	o
			2-methylnaphthalene	41000	µg/Kg	J	N	o
DN06L	01NE28SD145	SX	2-methylnaphthalene	33000	µg/Kg	J	N	o
DN06M	01NE28SD146	SX	naphthalene	140000	µg/Kg	J	N	o
			2-methylnaphthalene	280000	µg/Kg	J	N	o

Table 13 - Calibration Range Exceedance Qualifications (o)

Analysis Type: Polynuclear Aromatic Hydrocarbons

Labcode: ARI

Lab ID	Field ID	Matrix	Analyte	Result	Units	Q	Bias	RC
DN06O	01NE28SD148	SX	2-methylnaphthalene	39000	µg/Kg	J	N	o
			naphthalene	17000	µg/Kg	J	N	o
DN07I	01NE28SD115	SX	2-methylnaphthalene	6700	µg/Kg	J	N	o
DN39C	01NE28SD161	SX	2-methylnaphthalene	260000	µg/Kg	J	N	o

Labcode: SAS

Lab ID	Field ID	Matrix	Analyte	Result	Units	Q	Bias	RC
100302-03	01NE28SD325	SX	2-methylnaphthalene	1900	µg/Kg	J	N	o
100302-04	01NE28SD351	SX	2-methylnaphthalene	19000	µg/Kg	J	N	o

Table 13 - Calibration Range Exceedance Qualifications (o)

Analysis Type: Residual Range Organics

Labcode: SAS

Lab ID	Field ID	Matrix	Analyte	Result	Units	Q	Bias	RC
100492-05	01NE31SS320	SX	residual range organics	14000	mg/Kg	J	N	o

Table 13 - Calibration Range Exceedance Qualifications (o)

Estimated data are usable for limited purposes. The reported result should be considered an estimated value.

Table 14 - QA/QC Triplicate Qualifications (n)

Due to major disagreement between the primary, QC and QA sample results, the following results are qualified as estimated:

Analysis Type: *Diesel / Residual Range Organics*

Labcode: *ARI*

Lab ID	Field ID	Matrix	Analyte	Result	Units	Q	Bias	RC
DN06E	01NE28SD139	SX	diesel range organics	520	mg/Kg	J	N	c,f,n
DN06G	01NE28SD239	SX	diesel range organics	610	mg/Kg	J	N	n
DN78A	01NE31SS105	SX	motor oil	< 500	mg/Kg	UJ	N	n
DN78B	01NE31SS205	SX	motor oil	< 500	mg/Kg	UJ	N	n

Table 14 - QA/QC Triplicate Qualifications (n)

Analysis Type: Diesel Range Organics

Labcode: SAS

Lab ID	Field ID	Matrix	Analyte	Result	Units	Q	Bias	RC
100302-08	01NE28SD339	SX	diesel range organics	64	mg/Kg	J	N	m,n

Table 14 - QA/QC Triplicate Qualifications (n)

Analysis Type: Polynuclear Aromatic Hydrocarbons

Labcode: ARI

Lab ID	Field ID	Matrix	Analyte	Result	Units	Q	Bias	RC
DN04I	01NE28SD125	SX	fluorene	140	µg/Kg	J	N	n
			phenanthrene	49	µg/Kg	J	N	n
DN04M	01NE28SD225	SX	fluorene	280	µg/Kg	J	N	n
			phenanthrene	110	µg/Kg	J	N	n
DN05A	01NE28SD153	SX	acenaphthene	1300	µg/Kg	J	N	n
			benzo(a)anthracene	< 670	µg/Kg	UJ	N	n
			chrysene	< 670	µg/Kg	UJ	N	n
			fluorene	1600	µg/Kg	J	N	n
			naphthalene	1600	µg/Kg	J	N	n
DN05E	01NE28SD157	SX	acenaphthene	200	µg/Kg	J	N	n
			fluorene	200	µg/Kg	J	N	n
DN05G	01NE28SD253	SX	acenaphthene	1200	µg/Kg	J	N	n
			benzo(a)anthracene	< 570	µg/Kg	UJ	N	n
			chrysene	< 570	µg/Kg	UJ	N	n
			fluorene	1400	µg/Kg	J	N	n
			naphthalene	1400	µg/Kg	J	N	n
DN05H	01NE28SD257	SX	acenaphthene	< 71	µg/Kg	UJ	N	n
			fluorene	< 71	µg/Kg	UJ	N	n
DN06E	01NE28SD139	SX	2-methylnaphthalene	34	µg/Kg	J	N	n
			acenaphthene	100	µg/Kg	J	N	n
			anthracene	33	µg/Kg	J	N	n
			benzo(a)anthracene	230	µg/Kg	J	N	n
			benzo(a)pyrene	320	µg/Kg	J	N	n
			benzo(b)fluoranthene	420	µg/Kg	J	N	n
			benzo(g,h,i)perylene	71	µg/Kg	J	N	n
			benzo(k)fluoranthene	300	µg/Kg	J	N	n
			chrysene	380	µg/Kg	J	N	n
			dibenzo(a,h)anthracene	29	µg/Kg	J	N	n
			dibenzofuran	75	µg/Kg	J	N	n
			fluoranthene	890	µg/Kg	J	N	n,o
			fluorene	100	µg/Kg	J	N	n
			indeno(1,2,3,c,d)pyrene	89	µg/Kg	J	N	n
			naphthalene	50	µg/Kg	J	N	n
			phenanthrene	990	µg/Kg	J	N	n,o
pyrene	1000	µg/Kg	J	N	n,o			

Table 14 - QA/QC Triplicate Qualifications (n)

Analysis Type: Polynuclear Aromatic Hydrocarbons

Labcode: ARI

Lab ID	Field ID	Matrix	Analyte	Result	Units	Q	Bias	RC
DN06G	01NE28SD239	SX	2-methylnaphthalene	14	µg/Kg	J	N	n
			acenaphthene	8.6	µg/Kg	UJ	N	n
			anthracene	< 4.8	µg/Kg	UJ	N	n
			benzo(a)anthracene	< 4.8	µg/Kg	UJ	N	n
			benzo(a)pyrene	< 4.8	µg/Kg	UJ	N	n
			benzo(b)fluoranthene	< 4.8	µg/Kg	UJ	N	n
			benzo(g,h,i)perylene	< 4.8	µg/Kg	UJ	N	n
			benzo(k)fluoranthene	< 4.8	µg/Kg	UJ	N	n
			chrysene	< 4.8	µg/Kg	UJ	N	n
			dibenzo(a,h)anthracene	< 4.8	µg/Kg	UJ	N	n
			dibenzofuran	< 4.8	µg/Kg	UJ	N	n
			fluoranthene	< 4.8	µg/Kg	UJ	N	n
			fluorene	7.2	µg/Kg	J	N	n
			indeno(1,2,3,c,d)pyrene	< 4.8	µg/Kg	UJ	N	n
			naphthalene	14	µg/Kg	J	N	n
			phenanthrene	< 4.8	µg/Kg	UJ	N	n
pyrene	< 4.8	µg/Kg	UJ	N	n			
DN06R	01NE28SD151	SX	acenaphthene	1200	µg/Kg	J	N	n
			acenaphthylene	< 700	µg/Kg	UJ	N	n
			benzo(k)fluoranthene	< 700	µg/Kg	UJ	N	n
			fluorene	2400	µg/Kg	J	N	n
DN06S	01NE28SD251	SX	acenaphthene	1500	µg/Kg	J	N	n
			acenaphthylene	< 680	µg/Kg	UJ	N	n
			benzo(k)fluoranthene	< 680	µg/Kg	UJ	N	n
			fluorene	2400	µg/Kg	J	N	n
DN38A	01NE29SD114	SX	fluoranthene	< 8.4	µg/Kg	UJ	L	b,n
			phenanthrene	11	µg/Kg	J	L	b,n
DN38B	01NE29SD214	SX	fluoranthene	36	µg/Kg	J	N	n
			phenanthrene	63	µg/Kg	J	N	n
DN39D	01NE28SD163	SX	2-methylnaphthalene	2700	µg/Kg	J	N	n
			acenaphthene	2300	µg/Kg	J	N	n
			naphthalene	9500	µg/Kg	J	N	n
DN39F	01NE28SD263	SX	2-methylnaphthalene	2700	µg/Kg	J	N	n
			acenaphthene	2400	µg/Kg	J	N	n
			naphthalene	9700	µg/Kg	J	N	n

Table 14 - QA/QC Triplicate Qualifications (n)

Analysis Type: Polynuclear Aromatic Hydrocarbons

Labcode: SAS

Lab ID	Field ID	Matrix	Analyte	Result	Units	Q	Bias	RC	
100302-03	01NE28SD325	SX	fluorene	52	µg/Kg	J	N	n	
			phenanthrene	16	µg/Kg	J	N	n	
100302-04	01NE28SD351	SX	acenaphthene	<	23	µg/Kg	UJ	N	n
			acenaphthylene	<	23	µg/Kg	UJ	N	n
			benzo(k)fluoranthene		23	µg/Kg	J	N	n
			fluorene	<	23	µg/Kg	UJ	N	n
100302-05	01NE28SD353	SX	acenaphthene	<	14	µg/Kg	UJ	N	n
			benzo(a)anthracene		24	µg/Kg	J	N	m,n
			chrysene		48	µg/Kg	J	N	n
			fluorene	<	14	µg/Kg	UJ	N	n
			naphthalene	<	14	µg/Kg	UJ	N	n
100302-06	01NE28SD357	SX	acenaphthene	<	20	µg/Kg	UJ	N	n
			fluorene	<	20	µg/Kg	UJ	N	n
100302-08	01NE28SD339	SX	2-methylnaphthalene		4	µg/Kg	J	N	n
			acenaphthene	<	3.6	µg/Kg	UJ	N	n
			anthracene	<	3.6	µg/Kg	UJ	N	n
			benzo(a)anthracene	<	7.3	µg/Kg	UJ	N	n
			benzo(a)pyrene	<	3.6	µg/Kg	UJ	N	n
			benzo(b)fluoranthene	<	3.6	µg/Kg	UJ	N	n
			benzo(g,h,i)perylene	<	3.6	µg/Kg	UJ	N	n
			benzo(k)fluoranthene	<	3.6	µg/Kg	UJ	N	n
			chrysene	<	7.3	µg/Kg	UJ	N	n
			dibenzo(a,h)anthracene	<	3.6	µg/Kg	UJ	N	n
			fluoranthene	<	3.6	µg/Kg	UJ	N	n
			fluorene	<	3.6	µg/Kg	UJ	N	n
			indeno(1,2,3,c,d)pyrene	<	3.6	µg/Kg	UJ	N	n
			naphthalene		5.1	µg/Kg	J	N	n
			phenanthrene	<	3.6	µg/Kg	UJ	N	n
pyrene	<	3.6	µg/Kg	UJ	N	n			
100413-04	01NE28SD363	SX	2-methylnaphthalene	<	210	µg/Kg	UJ	N	n
			acenaphthene	<	210	µg/Kg	UJ	N	n
			naphthalene	<	210	µg/Kg	UJ	N	n
100413-05	01NE29SD314	SX	fluoranthene	<	3.4	µg/Kg	UJ	N	n
			phenanthrene	<	3.4	µg/Kg	UJ	N	n

Table 14 - QA/QC Triplicate Qualifications (n)

Analysis Type: *Residual Range Organics*

Labcode: **SAS**

Lab ID	Field ID	Matrix	Analyte	Result	Units	Q	Bias	RC
100492-06	01NE31SS305	SX	residual range organics	43	mg/Kg	J	N	n

Table 14 - QA/QC Triplicate Qualifications (n)

Analysis Type: Total Metals

Labcode: ARI

Lab ID	Field ID	Matrix	Analyte	Result	Units	Q	Bias	RC
DN40C	01NE29SD125	SX	lead	9	mg/Kg	J	N	n
DN40D	01NE29SD225	SX	lead	7	mg/Kg	J	N	n
DN53F	01NE09SW207	WX	lead	<	1	µg/L	UJ	N
DN53H	01NE09SW107	WX	lead	<	1	µg/L	UJ	N
DN73K	01NE24SW214	WX	lead	1	µg/L	J	N	n
DN73L	01NE24SW114	WX	lead	<	1	µg/L	UJ	N
DN76F	01NE30SS101	SX	silver	<	0.7	mg/Kg	UJ	N
DN76O	01NE30SS201	SX	silver	<	0.6	mg/Kg	UJ	N

Labcode: SAS

Lab ID	Field ID	Matrix	Analyte	Result	Units	Q	Bias	RC
100413-01	01NE29SD325	SX	lead	25	mg/Kg	J	N	n
100418-02	01NE09SW307	WX	lead	0.019	mg/L	J	N	n
100492-01	01NE24SW314	WX	lead	0.23	mg/L	J	N	f,n
100492-09	01NE30SS301	SX	silver	14	mg/Kg	J	N	n

Table 14 - QA/QC Triplicate Qualifications (n)

Analysis Type: Volatile Organics

Labcode: ARI

Lab ID	Field ID	Matrix	Analyte	Result	Units	Q	Bias	RC
DN68G	01NE09SD113	SX	2-butanone	< 1400	µg/Kg	UJ	N	n
			carbon disulfide	< 270	µg/Kg	UJ	N	n
			chloromethane	< 270	µg/Kg	UJ	N	n
			toluene	< 270	µg/Kg	UJ	N	n
DN68H	01NE09SD213	SX	2-butanone	< 490	µg/Kg	UJ	N	n
			carbon disulfide	< 98	µg/Kg	UJ	N	n
			chloromethane	< 98	µg/Kg	UJ	N	n
			toluene	< 98	µg/Kg	UJ	N	n
DN88A	01NE07WP102	WX	naphthalene	< 5	µg/L	UJ	N	n
DN88B	01NE07WP202	WX	naphthalene	< 5	µg/L	UJ	N	n

Labcode: SAS

Lab ID	Field ID	Matrix	Analyte	Result	Units	Q	Bias	RC
100492-13	01NE09SD313	SX	2-butanone	56	µg/Kg	J	N	n
			carbon disulfide	20	µg/Kg	J	N	n
			chloromethane	1.2	µg/Kg	J	N	m,n
			toluene	16	µg/Kg	J	N	c,f,n
100553-01	01NE07WP302	WX	naphthalene	0.17	µg/L	J	N	m,n

The CDQR for 2002 was not available at the time this document was published.

APPENDIX F

Quality Assurance/Quality Control Report



MWH

QUALITY ASSURANCE QUALITY CONTROL DATA REVIEW

1.0 INTRODUCTION

MWH Americas, Inc. (MWH) collected soil, water, and tissue samples between July 24 and September 24, 2001 at Northeast Cape, Alaska. Table 1 provides a summary of sample counts by matrix, parameter, and quality control (QC) description. Primary and field duplicate soil and water samples were submitted to Analytical Resource Inc. (ARI) and quality assurance (QA) soil and water samples were submitted to Sound Analytical Services (SAS). Tissue (plant and fish) samples were submitted to Columbia Analytical Services, Inc. (CAS). CAS was unable to perform PCB analysis on the plant tissue sample 01NE28PT3102 due to insufficient sample quantity.

This data review includes data from ARI and CAS only. Samples were reviewed in accordance with established precision, accuracy, reproducibility, comparability, and completeness (PARCC) parameters. PARCC parameters were defined in the Phase III Remedial Investigation Final Work Plan (MWH, 2001). Data were qualified based on the Environmental Protection Agency's National Functional Guidelines (USEPA, 1994 and 1999).

The following specific QC samples, indicators, and associated documentation were reviewed:

- Sample Handling Forms (Chain-of-custody [CoCs])
- Sample Holding Times
- Temperature Blanks
- Trip Blanks
- Field Duplicates
- Method and Instrument Blanks
- Surrogates
- Continuing Calibration Verification (CCV) Samples
- Laboratory Control Samples (LCS) and LCS Duplicates (LCSD)
- Matrix Spike (MS) and Matrix Spike Duplicate (MSD) Samples

2.0 DESCRIPTION OF DATA QUALIFIERS

The following flags were used to qualify data for the Phase III Remedial Investigation at Northeast Cape, Alaska:

VB – The analyte was detected in the associated blank and the sample indicating possible contamination.

VHB – Result is an estimate with a high bias.

VJ – The analyte was positively identified; the quantitation is an estimation.

VLB – Result is an estimate with a low bias.

VQQ – The practical quantitation limit is approximate due to QC or matrix effects.

The hierarchy of data qualifiers, listed in order of the most severe through the least severe, are VB, VJ, VLB/VHB and VQQ. Only the most severe qualifier was applied to the data.

3.0 DATA REVIEW RESULTS

The following sections summarize the data review and qualification of sample results for the Northeast Cape Phase III Remedial Investigation.

3.1 SAMPLING HANDLING

All reviewed laboratory sample receipt forms, CoCs, and case narratives indicate that sample handling procedures were in control with the exception of cooler temperature blanks. All cooler temperature blanks were received within the acceptance range of 2-6 degrees Celsius ($^{\circ}\text{C}$), with the exception of cooler temperature blanks less than 2.0°C . Since samples were received in good condition and not frozen, results were not qualified based on cooler temperatures below 2.0°C .

3.2 HOLDING TIMES

All samples were extracted or analyzed within the recommended holding time for the analytical procedures used for this project with the exception of samples listed in Table 2. When holding times were exceeded by more than two times recommended holding times, positive results were qualified as estimated values and non-detects were rejected. No results were rejected based on holding times.

3.3 TRIP BLANKS

Table 3 summarizes field samples with target analytes in associated trip blanks. Field samples associated with contaminated trip blanks were qualified for cases when the concentration in the sample was within 10 times the concentration of the trip blank. Samples free of the trip blank contaminant were not qualified.

3.4 METHOD BLANKS

Table 6 summarizes qualified primary samples with target analytes in the method blank. Field samples associated with contaminated method blanks were qualified for cases when the concentration in the sample was within 10 times the concentration of the method blank. Samples free of the method blank contaminant were not qualified.

3.5 SURROGATE RECOVERIES

Table 7 summarizes qualified samples with surrogate recoveries outside laboratory acceptance limits. Results were not qualified in cases when surrogates were outside acceptance limits due to dilution required for analysis. Similarly, results were not qualified if the surrogate recovery exceeded laboratory acceptance limits and there were no detections in the sample. When surrogate recoveries exceeded acceptance limits, positive results were qualified as estimates with a high bias. When surrogate recoveries were below acceptance limits, positive results were qualified as biased low and MRLs were qualified as estimates for analytes that were not detected.

3.6 LABORATORY CONTROL SAMPLES

Results were not qualified if the LCS recovery exceeded laboratory acceptance limits and there were no detections in the associated samples. When LCS recoveries exceeded acceptance limits, positive sample results were qualified as estimates with a high bias. When LCS recoveries were below acceptance limits, positive sample results were qualified as biased low and MRLs were qualified as estimates for analytes that were not detected.

Percent recovery for methylene chloride (68%) in the laboratory control sample (LCS), DN07 LCS 8/27/01 was below laboratory acceptance limits (70-130%). The associated samples 01NE07SD104, 01NE07SD105, 01NE07SD125, 01NE07SD126, 01NE07SD127 did not contain detectable amounts of methylene chloride. Therefore, the methylene chloride MRLs for the associated samples were qualified as estimates due to the slightly low recovery.

3.7 MATRIX SPIKE AND MATRIX SPIKE DUPLICATES

Sample results were not qualified for occasions when MS results were outside acceptance limits due to high concentrations of target and/or non-target analyte(s), dilutions, when all other QC parameters were well within limits and/or when the sample selected for spiking was not from the Northeast Cape Site. Sample results were not qualified for high relative percent difference (RPD) results if all other QC parameters were well within limits. For cases when RPD was above acceptance limits and one or both MS samples were outside acceptance limits, positive results were qualified as estimates for the spiked field sample.

For sample 01NE28PT5104 the MS/MSD percent recovery was above laboratory acceptance limits (35-145) for Aroclor 1260. Therefore, Aroclor 1260 was qualified as biased high due to the elevated percent recoveries.

3.8 FIELD DUPLICATES

For the 2001 Northeast Cape sampling event, 24 soil duplicates and 8 water duplicates were collected to evaluate precision. Table 4 summarizes the primary, field duplicate, and QA sample relationships.

Precision among primary and duplicates were evaluated using the agreement criteria listed in Table 5 for each analyte and matrix. For sample sets that did not meet the criteria, all available documentation, including related analyte results and QC results were reviewed to elucidate the cause of disagreement. The findings of this review are discussed below.

Field duplicates and primary soil and water sample results were in agreement, with the exception of results between the method reporting limit (MRL) and method detection limit (MDL). This was due to the inherent low precision between the MRL and MDL; therefore, results were not qualified for these samples.

The pant sample 01NE28PT5104 was not in agreement with its field duplicate 01NE28PT5204 due to non-homogeneity between individual plants. Results were not qualified based on the nature of individual plants including the plants maturity, root system, growth, and health.

This section summarizes qualifications, by method, where there are exceptions to the general qualification approaches and/or approaches to reporting.

4.0 COMPLETENESS

Completeness is an expression of how many valid results were received from the laboratory relative to the number expected. The parameter is calculated in the following manner:

$$\%C = (V/T) \times 100\%$$

Where:

$\%C$ = percent completeness;
 V = number of measurements judged valid; and
 T = number of valid measurements needed to achieve a specific statistical level of confidence.

The completeness goal of 95 percent was met for all analyses. All data, including qualified results, were considered valid and acceptable for the purposes of this project.

5.0 REFERENCES

MWH. 2001. Work Plan Phase III Remedial Investigation Northeast Cape, St. Lawrence Island, Alaska Final. August.

USEPA. 1998. Laboratory Data Validation Functional Guidelines for Evaluating Inorganics Analyses.

USEPA. 1999. Contract Laboratory Program National Functional Guidelines for Organic Data Review.

Table 2 Hold Time Exceedances

Sample ID	Matrix	Date Collected	Method	Analyte	Days till extracted	Extract holding time criteria	Days past Extraction Hold time	Days till analyzed	Analysis holding time criteria	Days Past Analysis Hold Time	Qualifier
01NE21SW114	Water	8/21/01	AK101	GRO	15	14	1	15	14	1	--
01NE21SW114	Water	8/21/01	SW8082	PCB	8	7	1	10	40	0	--
01NE28SD141	Soil	8/19/01	8270SIM	PAH	17	14	3	18	40	0	--
01NE28SD145	Soil	8/19/01	8270SIM	dibenzofuran	17	14	3	18	40	0	--
01NE28SD150	Soil	8/19/01	8270SIM	PAH	17	14	3	18	40	0	--
01NE29SD122	Soil	8/21/01	AK102	DRO	20	14	6	29	40	0	--
01NE29SD122	Soil	8/21/01	AK103	RRO	20	14	6	29	40	0	--
01NE29SD123	Soil	8/21/01	AK102	DRO	31	14	17	34	40	0	VLB
01NE29SD123	Soil	8/21/01	AK103	RRO	31	14	17	34	40	0	VLB
01NE29SD124	Soil	8/21/01	AK102	DRO	20	14	6	28	40	0	--
01NE29SD124	Soil	8/21/01	AK103	RRO	20	14	6	28	40	0	--
01NE29SD125	Soil	8/21/01	AK102	DRO	20	14	6	28	40	0	--
01NE29SD225	Soil	8/21/01	AK102	DRO	20	14	6	28	40	0	--
01NE29SD125	Soil	8/21/01	AK103	RRO	20	14	6	28	40	0	--
01NE29SD225	Soil	8/21/01	AK103	RRO	20	14	6	28	40	0	--
01NE29SD125	Soil	8/21/01	SW8082	PCB	15	14	1	17	40	0	--
01NE29SD126	Soil	8/21/01	AK102	DRO	20	14	6	29	40	0	--
01NE29SD126	Soil	8/21/01	AK103	RRO	20	14	6	29	40	0	--
01NE29SD128	Soil	8/21/01	AK102	DRO	20	14	6	28	40	0	--
01NE29SD128	Soil	8/21/01	AK103	RRO	20	14	6	28	40	0	--
01NE29SD129	Soil	8/21/01	AK102	DRO	20	14	6	28	40	0	--
01NE29SD129	Soil	8/21/01	AK103	RRO	20	14	6	28	40	0	--

Key:

- - Hold time exceedance less than twice the recommended hold time, therefore results were not qualified.
- AK - Alaska Method
- Bold** - exceeded hold time
- DRO - diesel range organics
- GRO - gasoline range organics
- PAH - polynuclear aromatic hydrocarbon
- PCB - polychlorinated biphenyls
- RRO - residual range organics
- SIM - selected ion monitoring
- SW - standard waste method

Table 4 Summary of Primary, Field Duplicate, and QA Relationship and Parameters

Primary	Duplicate	QA	Parameters*
Soil Samples			
01NE06TP101	01NE06TP201	01NE06TP301	DRO/RRO
01NE09SD113	01NE09SD213	01NE09SD313	DRO/RRO, VOC, PAHs, PCBs, TAL metals
01NE14SS103	01NE14SS203	01NE14SS303	PCBs
01NE16SS165	01NE16SS265	01NE16SS365	Pb
01NE21SS169	01NE21SS269	01NE21SS369	DRO/RRO,GRO, BTEX, PCBs, TAL Metals
01NE24SD114	01NE24SD214	01NE24SD314	GRO, BTEX
01NE28SD111	01NE28SD211	01NE28SD311	DRO/RRO, PAHs, PCBs, Pb, Zn, Cr
01NE28SD125	01NE28SD225	01NE28SD325	DRO/RRO, PAHs, PCBs, Pb, Zn, Cr
01NE28SD139	01NE28SD239	01NE28SD339	DRO/RRO, PAHs, PCBs, Pb, Zn, Cr
01NE28SD151	01NE28SD251	01NE28SD351	DRO/RRO, PAHs, PCBs, Pb, Zn, Cr
01NE28SD153	01NE28SD253	01NE28SD353	DRO/RRO, PAHs, PCBs, Pb, Zn, Cr
01NE28SD157	01NE28SD257	01NE28SD357	DRO/RRO, PAHs, PCBs, Pb, Zn, Cr
01NE28SD163	01NE28SD263	01NE28SD363	DRO/RRO, PAHs, PCBs, Pb, Zn, Cr
01NE28SD171	01NE28SD271	01NE28SD371	DRO/RRO, PAHs, PCBs, Pb, Zn, Cr
01NE28SD175	01NE28SD275	01NE28SD375	DRO/RRO, PAHs, PCBs, Pb, Zn, Cr
01NE28SD185	01NE28SD285	NA	Pesticides
01NE28SD192	01NE28SD292	NA	Pesticides
01NE29SD114	01NE29SD214	01NE29SD314	DRO/RRO, PAHs, PCBs, Pb, Zn, Cr
01NE29SD125	01NE29SD225	01NE29SD125	DRO/RRO, PAHs, PCBs, Pb, Zn, Cr
01NE30SS101	01NE30SS201	01NE30SS301	Tal Metals
01NE31SS102	01NE31SS202	01NE31SS302	PCBs, Pesticides
01NE31SS105	01NE31SS205	01NE31SS305	DRO/RRO
01NE31SS120	01NE31SS220	01NE31SS320	DRO/RRO
01NE31SS121	01NE31SS221	01NE31SS321	DRO/RRO, GRO, BTEX, PCBs, Pesticides
Water Samples			
01NE07WP102	01NE07WP202	01NE07WP302	PAHs, VOC
01NE09SW107	01NE09SW207	01NE09SW307	DRO/RRO, GRO, VOCs, PAHs, PCBs, TAL Metals
01NE16GW101	01NE16GW201	01NE16GW301	SVOCs
01NE21SW113	01NE21SW213	01NE21SW313	DRO/RRO, GRO
01NE24SW114	01NE24SW214	01NE24SW314	DRO/RRO, PCBs, TAL metals
01NE28SW111	01NE28SW211	01NE28SW311	DRO/RRO, PCBs
01NE29SW117	01NE29SW217	01NE29SW317	DRO/RRO/GRO/BTEX, PAH, PCBs, TAL metals
01NE35GW101	01NE35GW201	01NE35GW301	DRO/RRO, GRO/BTEX
Plant Sample			
01NE28PT5104	01NE28PT5204	NA	PAH, Ag, As, Ba, Cd, Cr, Cu, Hg, Ni, Pb, Se, V, Zn, PCB

- Key:
- * - only includes parameters for primary, field duplicate and QA sample sets
 - Ag - silver
 - As - arsenic
 - Ba - barium
 - BTEX - benzene, toluene, ethylbenzene, xylenes
 - Cd - cadmium
 - Cr - chromium
 - Cu - copper
 - DRO - diesel range organics
 - GRO - gasoline range organics
 - Hg - mercury
 - NA - not applicable
 - Ni - nickel
 - PAH - polynuclear aromatic hydrocarbon
 - Pb - lead
 - PCBs - polychlorinated biphenyls
 - RRO - residual range organics
 - Se - selenium
 - SIM - selected ion monitoring
 - TAL - Target Analyte List
 - Tl - thallium
 - TOC - total organic carbon
 - V - vanadium
 - Zn - zinc
 - QA - quality assurance

Table 6 Summary of Primary and Field Duplicate Samples with Target Analytes in Method Blanks

Method Blank ID	Impacted samples	Method	Analyte	Result	MRL	MDL	Units	Qualifier
DN07MB		SW8260	Bromomethane	110				
		SW8260	Bromomethane	240				
	01NE07SD104	SW8260	Bromomethane	170				VB
	01NE07SD105	SW8260	Bromomethane	400				VB
	01NE07SS125	SW8260	Bromomethane	98				VB
	01NE07SS126	SW8260	Bromomethane	200				VB
	01NE07SS127	SW8260	Bromomethane	170				VB
DN53MB		SW8270	bis-(2-ethylhexyl)phthalate*	0.0019	0.001	0.00025	mg/L	
	01NE16GW101	SW8270	bis-(2-ethylhexyl)phthalate*	0.0025	0.001	0.00025	mg/L	VB
	01NE16GW102	SW8270	bis-(2-ethylhexyl)phthalate*	0.0014	0.001	0.00025	mg/L	VB
	01NE16GW201	SW8270	bis-(2-ethylhexyl)phthalate*	0.0022	0.001	0.00025	mg/L	VB
DN73MB		AK102	Diesel Range Organics	0.34	0.25	0.02	mg/L	
DN53MB		AK102	Diesel Range Organics	0.34	0.25	0.02	mg/L	
	01NE04WP102	AK102	Diesel Range Organics	1.4	1.2	0.12	mg/L	VB
	01NE04WP103	AK102	Diesel Range Organics	2.0	1.2	0.12	mg/L	VB
	01NE04WP104	AK102	Diesel Range Organics	2.4	0.25	0.02	mg/L	VB
	01NE04WP104	AK102	Diesel Range Organics	0.96	0.25	0.02	mg/L	VB
	01NE06WP103	AK102	Diesel Range Organics	0.58	0.25	0.02	mg/L	VB
	01NE06WP103	AK102	Diesel Range Organics	0.29	0.25	0.02	mg/L	VB
	01NE30WP101	AK102	Diesel Range Organics	2.0	1.2	0.12	mg/L	VB
DN68MB		SW8260	Bromomethane	0.089	0.029	0.019	mg/Kg	
	01NE00TB111	SW8260	Bromomethane	0.09	0.05	0.032	mg/Kg	VB
	01NE09SD108	SW8260	Bromomethane	0.36	0.18	0.12	mg/Kg	VB
DN68MB		SW8260	Chloromethane	0.032	0.029	0.0079	mg/Kg	
DN73MB		AK102	Diesel Range Organics	0.34	0.25	0.02	mg/L	
DN53MB		AK102	Diesel Range Organics	0.34	0.25	0.02	mg/L	
	01NE04WP102	AK102	Diesel Range Organics	1.4	1.2	0.12	mg/L	VB
	01NE04WP103	AK102	Diesel Range Organics	2	1.2	0.12	mg/L	VB
	01NE04WP104	AK102	Diesel Range Organics	0.96	0.25	0.02	mg/L	VB
	01NE06WP103	AK102	Diesel Range Organics	0.29	0.25	0.02	mg/L	VB
	01NE30WP101	AK102	Diesel Range Organics	2	1.2	0.12	mg/L	VB

Key:

* please note that bis-(2-ethylhexyl)phthalate) was the only SVOC analyte detected.

SIM - selected ion monitoring

VB - analyte present in the blank and the sample.

mg/Kg - milligram per kilogram

mg/L - milligram per liter

Table 7 Summary of Primary and Field Duplicate Samples with Surrogates Outside Laboratory Acceptance Limits

Sample	Method	Surrogate	Analyte	Result	MRL	Units	Range	Qualifier	Dilution
01NE09MW103	AK102	o-Terphenyl		24	NA	PERCENT	50-150	NA	1
01NE09MW103	AK102		Diesel Range Organics	ND	0.25	MG/L		VQQ	1
01NE09MW103	AK103		Residual Range Organics	ND	0.50	MG/L		VQQ	1
01NE09SD108	8270SIM	2-Methylnaphthalene-d10		32	NA	PERCENT	30-160	NA	3
01NE09SD108	8270SIM	Dibenzo(a,h)anthracene-d14		25	NA	PERCENT	30-160	NA	3
01NE09SD108	8270SIM		2-Methylnaphthalene	ND	0.022	mg/Kg		VQQ	3
01NE09SD108	8270SIM		Acenaphthene	ND	0.022	mg/Kg		VQQ	3
01NE09SD108	8270SIM		Acenaphthylene	ND	0.022	mg/Kg		VQQ	3
01NE09SD108	8270SIM		Anthracene	ND	0.022	mg/Kg		VQQ	3
01NE09SD108	8270SIM		Benzo(a)anthracene	ND	0.022	mg/Kg		VQQ	3
01NE09SD108	8270SIM		Benzo(a)pyrene	ND	0.022	mg/Kg		VQQ	3
01NE09SD108	8270SIM		Benzo(b)fluoranthene	ND	0.022	mg/Kg		VQQ	3
01NE09SD108	8270SIM		Benzo(g,h,i)perylene	ND	0.022	mg/Kg		VQQ	3
01NE09SD108	8270SIM		Benzo(k)fluoranthene	ND	0.022	mg/Kg		VQQ	3
01NE09SD108	8270SIM		Chrysene	ND	0.022	mg/Kg		VQQ	3
01NE09SD108	8270SIM		Dibenzo(a,h)anthracene	ND	0.022	mg/Kg		VQQ	3
01NE09SD108	8270SIM		Dibenzofuran	ND	0.022	mg/Kg		VQQ	3
01NE09SD108	8270SIM		Fluoranthene	ND	0.022	mg/Kg		VQQ	3
01NE09SD108	8270SIM		Fluorene	ND	0.022	mg/Kg		VQQ	3
01NE09SD108	8270SIM		Indeno(1,2,3-cd)pyrene	ND	0.022	mg/Kg		VQQ	3
01NE09SD108	8270SIM		Naphthalene	ND	0.022	mg/Kg		VQQ	3
01NE09SD108	8270SIM		Phenanthrene	ND	0.022	mg/Kg		VQQ	3
01NE09SD108	8270SIM		Pyrene	ND	0.022	mg/Kg		VQQ	3
01NE09SD113	8270SIM	2-Methylnaphthalene-d10		34	NA	PERCENT	30-160	NA	3
01NE09SD113	8270SIM	Dibenzo(a,h)anthracene-d14		23	NA	PERCENT	30-160	NA	3
01NE09SD113	8270SIM		2-Methylnaphthalene	ND	0.036	mg/Kg		VQQ	3
01NE09SD113	8270SIM		Acenaphthene	ND	0.036	mg/Kg		VQQ	3
01NE09SD113	8270SIM		Acenaphthylene	ND	0.036	mg/Kg		VQQ	3
01NE09SD113	8270SIM		Anthracene	ND	0.036	mg/Kg		VQQ	3
01NE09SD113	8270SIM		Benzo(a)anthracene	ND	0.036	mg/Kg		VQQ	3
01NE09SD113	8270SIM		Benzo(a)pyrene	ND	0.036	mg/Kg		VQQ	3
01NE09SD113	8270SIM		Benzo(b)fluoranthene	ND	0.036	mg/Kg		VQQ	3
01NE09SD113	8270SIM		Benzo(g,h,i)perylene	ND	0.036	mg/Kg		VQQ	3

Table 7 Summary of Primary and Field Duplicate Samples with Surrogates Outside Laboratory Acceptance Limits

Sample	Method	Surrogate	Analyte	Result	MRL	Units	Range	Qualifier	Dilution	
01NE09SD113	8270SIM		Benzo(k)fluoranthene	ND	0.036	mg/Kg		VQQ	3	
01NE09SD113	8270SIM		Chrysene	ND	0.036	mg/Kg		VQQ	3	
01NE09SD113	8270SIM		Dibenzo(a,h)anthracene	ND	0.036	mg/Kg		VQQ	3	
01NE09SD113	8270SIM		Dibenzofuran	ND	0.036	mg/Kg		VQQ	3	
01NE09SD113	8270SIM		Fluoranthene	ND	0.036	mg/Kg		VQQ	3	
01NE09SD113	8270SIM		Fluorene	ND	0.036	mg/Kg		VQQ	3	
01NE09SD113	8270SIM		Indeno(1,2,3-cd)pyrene	ND	0.036	mg/Kg		VQQ	3	
01NE09SD113	8270SIM		Naphthalene	ND	0.036	mg/Kg		VQQ	3	
01NE09SD113	8270SIM		Phenanthrene	ND	0.036	mg/Kg		VQQ	3	
01NE09SD113	8270SIM		Pyrene	ND	0.036	mg/Kg		VQQ	3	
01NE09SD114	AK102		o-Terphenyl		42	NA	PERCENT	50-150	NA	1
01NE09SD114	AK102			Diesel Range Organics	93	15	MG/KG		VLB	1
01NE09SD114	AK103	Residual Range Organics		740	29	MG/KG		VLB	1	
01NE28PT2102	8270SIM	terphenyl-d14		58	NA	PERCENT	60-119	NA	1	
01NE28PT2102	8270SIM	Fluoranthene-d10		57	NA	PERCENT	55-130	NA	1	
01NE28PT2102	8270SIM	Fluorene-d10		47	NA	PERCENT	42-130	NA	1	
01NE28PT2102	8270SIM		2-Methylnaphthalene	0.0051	0.011	mg/Kg		VLB	1	
01NE28PT2102	8270SIM		Acenaphthene	0.0038	0.011	mg/Kg		VLB	1	
01NE28PT2102	8270SIM		Anthracene	0.0052	0.011	mg/Kg		VLB	1	
01NE28PT2102	8270SIM		Benzo(a)anthracene	0.0045	0.011	mg/Kg		VLB	1	
01NE28PT2102	8270SIM		Benzo(a)pyrene	ND	0.011	mg/Kg		VQQ	1	
01NE28PT2102	8270SIM		Benzo(b)fluoranthene	0.0037	0.011	mg/Kg		VLB	1	
01NE28PT2102	8270SIM		Benzo(g,h,i)perylene	ND	0.011	mg/Kg		VQQ	1	
01NE28PT2102	8270SIM		Benzo(k)fluoranthene	ND	0.011	mg/Kg		VQQ	1	
01NE28PT2102	8270SIM		Chrysene	0.005	0.011	mg/Kg		VLB	1	
01NE28PT2102	8270SIM		Dibenzo(a,h)anthracene	ND	0.011	mg/Kg		VQQ	1	
01NE28PT2102	8270SIM		Fluoranthene	0.033	0.011	mg/Kg		VLB	1	
01NE28PT2102	8270SIM		Fluorene	0.0063	0.011	mg/Kg		VLB	1	
01NE28PT2102	8270SIM		Indeno(1,2,3-cd)pyrene	0.0027	0.011	mg/Kg		VLB	1	
01NE28PT2102	8270SIM		Naphthalene	0.0051	0.011	mg/Kg		VLB	1	
01NE28PT2102	8270SIM		Phenanthrene	0.046	0.011	mg/Kg		VLB	1	
01NE28PT2102	8270SIM		Pyrene	0.019	0.011	mg/Kg		VLB	1	
01NE28PT3101	8270SIM		fluorene-d10		36	NA	PERCENT	42-130	NA	1

Table 7 Summary of Primary and Field Duplicate Samples with Surrogates Outside Laboratory Acceptance Limits

Sample	Method	Surrogate	Analyte	Result	MRL	Units	Range	Qualifier	Dilution	
01NE28PT3101	8270SIM	fluoranthene-d10		40	NA	PERCENT	55-130	NA	1	
01NE28PT3101	8270SIM	terphenyl-d14		46	NA	PERCENT	60-119	NA	1	
01NE28PT3101	8270SIM		2-Methylnaphthalene	0.0046	0.005	mg/Kg		VLB	1	
01NE28PT3101	8270SIM		Acenaphthene	0.0017	0.005	mg/Kg		VLB	1	
01NE28PT3101	8270SIM		Anthracene	0.0019	0.005	mg/Kg		VLB	1	
01NE28PT3101	8270SIM		Benzo(a)anthracene	ND	0.005	mg/Kg		VQQ	1	
01NE28PT3101	8270SIM		Benzo(a)pyrene	ND	0.005	mg/Kg		VQQ	1	
01NE28PT3101	8270SIM		Benzo(b)fluoranthene	0.003	0.005	mg/Kg		VLB	1	
01NE28PT3101	8270SIM		Benzo(g,h,i)perylene	ND	0.005	mg/Kg		VQQ	1	
01NE28PT3101	8270SIM		Benzo(k)fluoranthene	0.0031	0.005	mg/Kg		VLB	1	
01NE28PT3101	8270SIM		Chrysene	0.0074	0.005	mg/Kg		VLB	1	
01NE28PT3101	8270SIM		Dibenzo(a,h)anthracene	ND	0.005	mg/Kg		VQQ	1	
01NE28PT3101	8270SIM		Fluoranthene	0.049	0.005	mg/Kg		VLB	1	
01NE28PT3101	8270SIM		Fluorene	0.005	0.005	mg/Kg		VLB	1	
01NE28PT3101	8270SIM		Indeno(1,2,3-cd)pyrene	0.0013	0.005	mg/Kg		VLB	1	
01NE28PT3101	8270SIM		Naphthalene	0.0044	0.005	mg/Kg		VLB	1	
01NE28PT3101	8270SIM		Phenanthrene	0.062	0.005	mg/Kg		VLB	1	
01NE28PT3101	8270SIM		Pyrene	0.026	0.005	mg/Kg		VLB	1	
01NE28SD113	SW8082		2,4,5,6-Tetrachloro-meta-xylene		24.8	NA	PERCENT	65-135	NA	1
01NE28SD113	SW8082		Decachlorobiphenyl		46.2	NA	PERCENT	65-135	NA	1
01NE28SD113	SW8082			PCB-1016 (Aroclor 1016)	ND	0.26	mg/Kg		VQQ	1
01NE28SD113	SW8082	PCB-1221 (Aroclor 1221)		ND	0.51	mg/Kg		VQQ	1	
01NE28SD113	SW8082	PCB-1232 (Aroclor 1232)		ND	0.26	mg/Kg		VQQ	1	
01NE28SD113	SW8082	PCB-1242 (Aroclor 1242)		ND	0.26	mg/Kg		VQQ	1	
01NE28SD113	SW8082	PCB-1248 (Aroclor 1248)		ND	0.26	mg/Kg		VQQ	1	
01NE28SD113	SW8082	PCB-1254 (Aroclor 1254)		ND	0.26	mg/Kg		VQQ	1	
01NE28SD113	SW8082	PCB-1260 (Aroclor 1260)		ND	0.26	mg/Kg		VQQ	1	
01NE28SD175	8270SIM	2-Methylnaphthalene-d10			19.0	NA	PERCENT	30-160	NA	3
01NE28SD175	8270SIM	Dibenzo(a,h)anthracene-d14		29.0	NA	PERCENT	30-160	NA	3	
01NE28SD175	8270SIM		2-Methylnaphthalene	ND	0.033	mg/Kg		VQQ	3	
01NE28SD175	8270SIM		Acenaphthene	ND	0.033	mg/Kg		VQQ	3	
01NE28SD175	8270SIM		Acenaphthylene	ND	0.033	mg/Kg		VQQ	3	
01NE28SD175	8270SIM		Anthracene	ND	0.033	mg/Kg		VQQ	3	

Table 7 Summary of Primary and Field Duplicate Samples with Surrogates Outside Laboratory Acceptance Limits

Sample	Method	Surrogate	Analyte	Result	MRL	Units	Range	Qualifier	Dilution
01NE28SD175	8270SIM		Benzo(a)anthracene	ND	0.033	mg/Kg		VQQ	3
01NE28SD175	8270SIM		Benzo(a)pyrene	ND	0.033	mg/Kg		VQQ	3
01NE28SD175	8270SIM		Benzo(b)fluoranthene	ND	0.033	mg/Kg		VQQ	3
01NE28SD175	8270SIM		Benzo(g,h,i)perylene	ND	0.033	mg/Kg		VQQ	3
01NE28SD175	8270SIM		Benzo(k)fluoranthene	ND	0.033	mg/Kg		VQQ	3
01NE28SD175	8270SIM		Chrysene	ND	0.033	mg/Kg		VQQ	3
01NE28SD175	8270SIM		Dibenzo(a,h)anthracene	ND	0.033	mg/Kg		VQQ	3
01NE28SD175	8270SIM		Dibenzofuran	ND	0.033	mg/Kg		VQQ	3
01NE28SD175	8270SIM		Fluoranthene	ND	0.033	mg/Kg		VQQ	3
01NE28SD175	8270SIM		Fluorene	ND	0.033	mg/Kg		VQQ	3
01NE28SD175	8270SIM		Indeno(1,2,3-cd)pyrene	ND	0.033	mg/Kg		VQQ	3
01NE28SD175	8270SIM		Naphthalene	ND	0.033	mg/Kg		VQQ	3
01NE28SD175	8270SIM		Phenanthrene	ND	0.033	mg/Kg		VQQ	3
01NE28SD175	8270SIM		Pyrene	ND	0.033	mg/Kg		VQQ	3
01NE29SD126	8270SIM		2-Methylnaphthalene-d10		11.0	NA	PERCENT	30-160	NA
01NE29SD126	8270SIM	Dibenzo(a,h)anthracene-d14		20.0	NA	PERCENT	30-160	NA	3
01NE29SD126	8270SIM		2-Methylnaphthalene	ND	0.0083	mg/Kg		VQQ	3
01NE29SD126	8270SIM		Acenaphthene	ND	0.0083	mg/Kg		VQQ	3
01NE29SD126	8270SIM		Acenaphthylene	ND	0.0083	mg/Kg		VQQ	3
01NE29SD126	8270SIM		Anthracene	ND	0.0083	mg/Kg		VQQ	3
01NE29SD126	8270SIM		Benzo(a)anthracene	ND	0.0083	mg/Kg		VQQ	3
01NE29SD126	8270SIM		Benzo(a)pyrene	ND	0.0083	mg/Kg		VQQ	3
01NE29SD126	8270SIM		Benzo(b)fluoranthene	ND	0.0083	mg/Kg		VQQ	3
01NE29SD126	8270SIM		Benzo(g,h,i)perylene	ND	0.0083	mg/Kg		VQQ	3
01NE29SD126	8270SIM		Benzo(k)fluoranthene	ND	0.0083	mg/Kg		VQQ	3
01NE29SD126	8270SIM		Chrysene	ND	0.0083	mg/Kg		VQQ	3
01NE29SD126	8270SIM		Dibenzo(a,h)anthracene	ND	0.0083	mg/Kg		VQQ	3
01NE29SD126	8270SIM		Dibenzofuran	ND	0.0083	mg/Kg		VQQ	3
01NE29SD126	8270SIM		Fluoranthene	ND	0.0083	mg/Kg		VQQ	3
01NE29SD126	8270SIM		Fluorene	ND	0.0083	mg/Kg		VQQ	3
01NE29SD126	8270SIM		Indeno(1,2,3-cd)pyrene	ND	0.0083	mg/Kg		VQQ	3
01NE29SD126	8270SIM	Naphthalene	ND	0.0083	mg/Kg		VQQ	3	
01NE29SD126	8270SIM	Phenanthrene	ND	0.0083	mg/Kg		VQQ	3	

Table 7 Summary of Primary and Field Duplicate Samples with Surrogates Outside Laboratory Acceptance Limits

Sample	Method	Surrogate	Analyte	Result	MRL	Units	Range	Qualifier	Dilution
01NE29SD126	8270SIM		Pyrene	ND	0.0083	mg/Kg		VQQ	3
01NE29SD128	8270SIM	2-Methylnaphthalene-d10		9.0	NA	PERCENT	30-160	NA	3
01NE29SD128	8270SIM	Dibenzo(a,h)anthracene-d14		21.0	NA	PERCENT	30-160	NA	3
01NE29SD128	8270SIM		2-Methylnaphthalene	ND	0.0087	mg/Kg		VQQ	3
01NE29SD128	8270SIM		Acenaphthene	ND	0.0087	mg/Kg		VQQ	3
01NE29SD128	8270SIM		Acenaphthylene	ND	0.0087	mg/Kg		VQQ	3
01NE29SD128	8270SIM		Anthracene	ND	0.0087	mg/Kg		VQQ	3
01NE29SD128	8270SIM		Benzo(a)anthracene	ND	0.0087	mg/Kg		VQQ	3
01NE29SD128	8270SIM		Benzo(a)pyrene	ND	0.0087	mg/Kg		VQQ	3
01NE29SD128	8270SIM		Benzo(b)fluoranthene	ND	0.0087	mg/Kg		VQQ	3
01NE29SD128	8270SIM		Benzo(g,h,i)perylene	ND	0.0087	mg/Kg		VQQ	3
01NE29SD128	8270SIM		Benzo(k)fluoranthene	ND	0.0087	mg/Kg		VQQ	3
01NE29SD128	8270SIM		Chrysene	ND	0.0087	mg/Kg		VQQ	3
01NE29SD128	8270SIM		Dibenzo(a,h)anthracene	ND	0.0087	mg/Kg		VQQ	3
01NE29SD128	8270SIM		Dibenzofuran	ND	0.0087	mg/Kg		VQQ	3
01NE29SD128	8270SIM		Fluoranthene	ND	0.0087	mg/Kg		VQQ	3
01NE29SD128	8270SIM		Fluorene	ND	0.0087	mg/Kg		VQQ	3
01NE29SD128	8270SIM		Indeno(1,2,3-cd)pyrene	ND	0.0087	mg/Kg		VQQ	3
01NE29SD128	8270SIM		Naphthalene	ND	0.0087	mg/Kg		VQQ	3
01NE29SD128	8270SIM		Phenanthrene	ND	0.0087	mg/Kg		VQQ	3
01NE29SD128	8270SIM		Pyrene	ND	0.0087	mg/Kg		VQQ	3
01NE30SS103	8270SIM	2-Methylnaphthalene-d10		43	NA	PERCENT	30-160	NA	3
01NE30SS103	8270SIM	Dibenzo(a,h)anthracene-d14		29	NA	PERCENT	30-160	NA	3
01NE30SS103	8270SIM		2-Methylnaphthalene	ND	0.053	mg/Kg		VQQ	3
01NE30SS103	8270SIM		Acenaphthene	ND	0.053	mg/Kg		VQQ	3
01NE30SS103	8270SIM		Acenaphthylene	ND	0.053	mg/Kg		VQQ	3
01NE30SS103	8270SIM		Anthracene	ND	0.053	mg/Kg		VQQ	3
01NE30SS103	8270SIM		Benzo(a)anthracene	ND	0.053	mg/Kg		VQQ	3
01NE30SS103	8270SIM		Benzo(a)pyrene	ND	0.053	mg/Kg		VQQ	3
01NE30SS103	8270SIM		Benzo(b)fluoranthene	ND	0.053	mg/Kg		VQQ	3
01NE30SS103	8270SIM		Benzo(g,h,i)perylene	ND	0.053	mg/Kg		VQQ	3
01NE30SS103	8270SIM		Benzo(k)fluoranthene	ND	0.053	mg/Kg		VQQ	3
01NE30SS103	8270SIM		Chrysene	ND	0.053	mg/Kg		VQQ	3

Table 7 Summary of Primary and Field Duplicate Samples with Surrogates Outside Laboratory Acceptance Limits

Sample	Method	Surrogate	Analyte	Result	MRL	Units	Range	Qualifier	Dilution
01NE30SS103	8270SIM		Dibenzo(a,h)anthracene	ND	0.053	mg/Kg		VQQ	3
01NE30SS103	8270SIM		Dibenzofuran	ND	0.053	mg/Kg		VQQ	3
01NE30SS103	8270SIM		Fluoranthene	ND	0.053	mg/Kg		VQQ	3
01NE30SS103	8270SIM		Fluorene	ND	0.053	mg/Kg		VQQ	3
01NE30SS103	8270SIM		Indeno(1,2,3-cd)pyrene	ND	0.053	mg/Kg		VQQ	3
01NE30SS103	8270SIM		Naphthalene	ND	0.053	mg/Kg		VQQ	3
01NE30SS103	8270SIM		Phenanthrene	ND	0.053	mg/Kg		VQQ	3
01NE30SS103	8270SIM		Pyrene	ND	0.053	mg/Kg		VQQ	3
01NE32SS103	SW8081		2,4,5,6-Tetrachloro-meta-xylene		55.8	NA	PERCENT	41-128	NA
01NE32SS103	SW8081	Decachlorobiphenyl		37.5	NA	PERCENT	41-128	NA	1
01NE32SS103	SW8081		4,4'-DDD	ND	0.0043	mg/Kg		VQQ	1
01NE32SS103	SW8081		4,4'-DDE	ND	0.0043	mg/Kg		VQQ	1
01NE32SS103	SW8081		4,4'-DDT	ND	0.0043	mg/Kg		VQQ	1
01NE32SS103	SW8081		Aldrin	ND	0.0022	mg/Kg		VQQ	1
01NE32SS103	SW8081		alpha-BHC	ND	0.0022	mg/Kg		VQQ	1
01NE32SS103	SW8081		alpha-Chlordane	ND	0.0022	mg/Kg		VQQ	1
01NE32SS103	SW8081		beta-BHC	ND	0.0022	mg/Kg		VQQ	1
01NE32SS103	SW8081		delta-BHC	ND	0.0022	mg/Kg		VQQ	1
01NE32SS103	SW8081		Dieldrin	ND	0.0043	mg/Kg		VQQ	1
01NE32SS103	SW8081		Endosulfan I	ND	0.0022	mg/Kg		VQQ	1
01NE32SS103	SW8081		Endosulfan II	ND	0.0043	mg/Kg		VQQ	1
01NE32SS103	SW8081		Endosulfan sulfate	ND	0.0043	mg/Kg		VQQ	1
01NE32SS103	SW8081		Endrin	ND	0.0043	mg/Kg		VQQ	1
01NE32SS103	SW8081		Endrin aldehyde	ND	0.0043	mg/Kg		VQQ	1
01NE32SS103	SW8081		Endrin ketone	ND	0.0043	mg/Kg		VQQ	1
01NE32SS103	SW8081		gamma-BHC (Lindane)	ND	0.0022	mg/Kg		VQQ	1
01NE32SS103	SW8081		gamma-Chlordane	ND	0.0022	mg/Kg		VQQ	1
01NE32SS103	SW8081		Heptachlor	ND	0.0022	mg/Kg		VQQ	1
01NE32SS103	SW8081		Heptachlor epoxide	ND	0.0022	mg/Kg		VQQ	1
01NE32SS103	SW8081		Methoxychlor	ND	0.022	mg/Kg		VQQ	1
01NE32SS103	SW8081		PCB-1016 (Aroclor 1016)	ND	0.043	mg/Kg		VQQ	1
01NE32SS103	SW8081		PCB-1221 (Aroclor 1221)	ND	0.087	mg/Kg		VQQ	1
01NE32SS103	SW8081		PCB-1232 (Aroclor 1232)	ND	0.043	mg/Kg		VQQ	1

Table 7 Summary of Primary and Field Duplicate Samples with Surrogates Outside Laboratory Acceptance Limits

Sample	Method	Surrogate	Analyte	Result	MRL	Units	Range	Qualifier	Dilution
01NE32SS103	SW8081		PCB-1242 (Aroclor 1242)	ND	0.043	mg/Kg		VQQ	1
01NE32SS103	SW8081		PCB-1248 (Aroclor 1248)	ND	0.043	mg/Kg		VQQ	1
01NE32SS103	SW8081		PCB-1254 (Aroclor 1254)	ND	0.043	mg/Kg		VQQ	1
01NE32SS103	SW8081		PCB-1260 (Aroclor 1260)	ND	0.043	mg/Kg		VQQ	1
01NE32SS103	SW8081		Toxaphene	ND	0.22	mg/Kg		VQQ	1
01NE32SS105	SW8081	2,4,5,6-Tetrachloro-meta-xylene		48.2	NA	PERCENT	41-128	NA	1
01NE32SS105	SW8081	Decachlorobiphenyl		38.2	NA	PERCENT	41-128	NA	1
01NE32SS105	SW8081		4,4'-DDD	ND	0.0036	mg/Kg		VQQ	1
01NE32SS105	SW8081		4,4'-DDE	ND	0.0036	mg/Kg		VQQ	1
01NE32SS105	SW8081		4,4'-DDT	ND	0.037	mg/Kg		VQQ	1
01NE32SS105	SW8081		Aldrin	ND	0.0018	mg/Kg		VQQ	1
01NE32SS105	SW8081		alpha-BHC	ND	0.0018	mg/Kg		VQQ	1
01NE32SS105	SW8081		alpha-Chlordane	ND	0.0018	mg/Kg		VQQ	1
01NE32SS105	SW8081		beta-BHC	ND	0.0018	mg/Kg		VQQ	1
01NE32SS105	SW8081		delta-BHC	ND	0.0018	mg/Kg		VQQ	1
01NE32SS105	SW8081		Dieldrin	ND	0.011	mg/Kg		VQQ	1
01NE32SS105	SW8081		Endosulfan I	ND	0.0018	mg/Kg		VQQ	1
01NE32SS105	SW8081		Endosulfan II	ND	0.0036	mg/Kg		VQQ	1
01NE32SS105	SW8081		Endosulfan sulfate	ND	0.0073	mg/Kg		VQQ	1
01NE32SS105	SW8081		Endrin	ND	0.0036	mg/Kg		VQQ	1
01NE32SS105	SW8081		Endrin aldehyde	ND	0.0078	mg/Kg		VQQ	1
01NE32SS105	SW8081		Endrin ketone	ND	0.0036	mg/Kg		VQQ	1
01NE32SS105	SW8081		gamma-BHC (Lindane)	ND	0.0018	mg/Kg		VQQ	1
01NE32SS105	SW8081		gamma-Chlordane	ND	0.0028	mg/Kg		VQQ	1
01NE32SS105	SW8081		Heptachlor	ND	0.0018	mg/Kg		VQQ	1
01NE32SS105	SW8081		Heptachlor epoxide	ND	0.0018	mg/Kg		VQQ	1
01NE32SS105	SW8081		Methoxychlor	ND	0.0031	mg/Kg		VQQ	1
01NE32SS105	SW8081		PCB-1016 (Aroclor 1016)	ND	0.036	mg/Kg		VQQ	1
01NE32SS105	SW8081		PCB-1221 (Aroclor 1221)	ND	0.072	mg/Kg		VQQ	1
01NE32SS105	SW8081		PCB-1232 (Aroclor 1232)	ND	0.036	mg/Kg		VQQ	1
01NE32SS105	SW8081		PCB-1242 (Aroclor 1242)	ND	0.036	mg/Kg		VQQ	1
01NE32SS105	SW8081		PCB-1248 (Aroclor 1248)	ND	0.036	mg/Kg		VQQ	1
01NE32SS105	SW8081		PCB-1254 (Aroclor 1254)	ND	0.036	mg/Kg		VQQ	1

Table 7 Summary of Primary and Field Duplicate Samples with Surrogates Outside Laboratory Acceptance Limits

Sample	Method	Surrogate	Analyte	Result	MRL	Units	Range	Qualifier	Dilution
01NE32SS105	SW8081		PCB-1260 (Aroclor 1260)	0.89	0.036	mg/Kg		VLB	1
01NE32SS105	SW8081		Toxaphene	ND	0.18	mg/Kg		VQQ	1
01NE34SS101	8270SIM	2-Methylnaphthalene-d10		26.0	NA	PERCENT	30-160	NA	1
01NE34SS101	8270SIM	Dibenzo(a,h)anthracene-d14		16.0	NA	PERCENT	30-160	NA	1
01NE34SS101	8270SIM		2-Methylnaphthalene	ND	0.0026	mg/Kg		VQQ	1
01NE34SS101	8270SIM		Acenaphthene	ND	0.0026	mg/Kg		VQQ	1
01NE34SS101	8270SIM		Acenaphthylene	ND	0.0026	mg/Kg		VQQ	1
01NE34SS101	8270SIM		Anthracene	ND	0.0026	mg/Kg		VQQ	1
01NE34SS101	8270SIM		Benzo(a)anthracene	ND	0.0026	mg/Kg		VQQ	1
01NE34SS101	8270SIM		Benzo(a)pyrene	ND	0.0026	mg/Kg		VQQ	1
01NE34SS101	8270SIM		Benzo(b)fluoranthene	ND	0.0026	mg/Kg		VQQ	1
01NE34SS101	8270SIM		Benzo(g,h,i)perylene	ND	0.0026	mg/Kg		VQQ	1
01NE34SS101	8270SIM		Benzo(k)fluoranthene	ND	0.0026	mg/Kg		VQQ	1
01NE34SS101	8270SIM		Chrysene	ND	0.0026	mg/Kg		VQQ	1
01NE34SS101	8270SIM		Dibenzo(a,h)anthracene	ND	0.0026	mg/Kg		VQQ	1
01NE34SS101	8270SIM		Dibenzofuran	ND	0.0026	mg/Kg		VQQ	1
01NE34SS101	8270SIM		Fluoranthene	ND	0.0026	mg/Kg		VQQ	1
01NE34SS101	8270SIM		Fluorene	ND	0.0026	mg/Kg		VQQ	1
01NE34SS101	8270SIM		Indeno(1,2,3-cd)pyrene	ND	0.0026	mg/Kg		VQQ	1
01NE34SS101	8270SIM		Naphthalene	ND	0.0026	mg/Kg		VQQ	1
01NE34SS101	8270SIM		Phenanthrene	ND	0.0026	mg/Kg		VQQ	1
01NE34SS101	8270SIM		Pyrene	ND	0.0026	mg/Kg		VQQ	1

Key:

- SIM - selected ion monitoring
- VB - analyte present in the blank and the sample.
- VLB - Result negatively biased
- VHB - Result positively biased
- VQQ - PQL approximate due to QC or matrix effects.
- mg/Kg - milligram per kilogram
- mg/L - milligram per liter
- ND - not detected

Table 3 Summary of Primary and Field Duplicate Samples with Target Analytes in Trip Blanks

Trip blank	Impacted sample	Method	Analyte	Results	MRL	MDL	Units	Dilution	Qualifier
01NE00TB101		8260SIM	Ethylbenzene	0.0084	0.005	0.0024	mg/Kg	1.0	
	01NE06SD116	8260SIM	Ethylbenzene	0.012	0.011	0.0055	mg/Kg	1.0	VB
	01NE06SD117	8260SIM	Ethylbenzene	0.00088	0.00067	0.00033	mg/Kg	1.0	VB
01NE00TB101		8260SIM	m,p-Xylene (Sum of Isomers)	0.031	0.01	0.01	mg/Kg	1.0	
	01NE06SD116	8260SIM	m,p-Xylene (Sum of Isomers)	0.044	0.022	0.022	mg/Kg	1.0	VB
	01NE06SD117	8260SIM	m,p-Xylene (Sum of Isomers)	0.0033	0.0013	0.0013	mg/Kg	1.0	VB
01NE00TB101		8260SIM	o-Xylene	0.01	0.005	0.0042	mg/Kg	1.0	
	01NE06SD116	8260SIM	o-Xylene	0.014	0.011	0.0094	mg/Kg	1.0	VB
	01NE06SD117	8260SIM	o-Xylene	0.001	0.00067	0.00056	mg/Kg	1.0	VB
01NE00TB101		8260SIM	Toluene	0.046	0.005	0.0048	mg/Kg	1.0	
	01NE06SD116	8260SIM	Toluene	0.078	0.011	0.011	mg/Kg	1.0	VB
	01NE06SD117	8260SIM	Toluene	0.0047	0.00067	0.00063	mg/Kg	1.0	VB
01NE00TB104		8260SIM	Ethylbenzene	0.008	0.005	0.0024	mg/Kg	1.0	
		8260SIM	m,p-Xylene (Sum of Isomers)	0.03	0.01	0.01	mg/Kg	1.0	
		8260SIM	o-Xylene	0.0098	0.005	0.0042	mg/Kg	1.0	
		8260SIM	Toluene	0.045	0.005	0.0048	mg/Kg	1.0	
	01NE29SD126	8260SIM	Toluene	0.0074	0.0044	0.0042	mg/Kg	1.0	VB
	01NE29SD127	8260SIM	Toluene	0.0097	0.0029	0.0027	mg/Kg	1.0	VB
	01NE29SD128	8260SIM	Toluene	0.0064	0.0033	0.0031	mg/Kg	1.0	VB
	01NE29SD129	8260SIM	m,p-Xylene (Sum of Isomers)	0.0032	0.0025	0.0025	mg/Kg	1.0	VB
	01NE29SD129	8260SIM	Toluene	0.0047	0.0012	0.0012	mg/Kg	1.0	VB
01NE00TB114		8260SIM	Ethylbenzene	0.0071	0.005	0.0024	mg/Kg	1.0	
		8260SIM	m,p-Xylene (Sum of Isomers)	0.028	0.01	0.01	mg/Kg	1.0	
		8260SIM	o-Xylene	0.0083	0.005	0.0042	mg/Kg	1.0	
		8260SIM	Toluene	0.044	0.005	0.0048	mg/Kg	1.0	
	01NE31SS123	8260SIM	m,p-Xylene (Sum of Isomers)	0.017	0.01	0.01	mg/Kg	1.0	VB
	01NE31SS221	8260SIM	m,p-Xylene (Sum of Isomers)	0.009	0.0069	0.0069	mg/Kg	1.0	VB
	01NE31SS123	8260SIM	o-Xylene	0.0053	0.0052	0.0044	mg/Kg	1.0	VB
	01NE31SS121	8260SIM	Toluene	0.0118	0.0041	0.0039	mg/Kg	1.0	VB
	01NE31SS123	8260SIM	Toluene	0.024	0.0052	0.005	mg/Kg	1.0	VB
	01NE31SS124	8260SIM	Toluene	0.0073	0.003	0.0028	mg/Kg	1.0	VB
	01NE31SS221	8260SIM	Toluene	0.014	0.0035	0.0033	mg/Kg	1.0	VB
	01NE00TB109		8260SIM	Ethylbenzene	0.087	0.049	0.024	mg/Kg	1.0
01NE21SB169		8260SIM	Ethylbenzene	0.0067	0.0041	0.002	mg/Kg	1.0	VB

Table 3 Summary of Primary and Field Duplicate Samples with Target Analytes in Trip Blanks

Trip blank	Impacted sample	Method	Analyte	Results	MRL	MDL	Units	Dilution	Qualifier
	01NE24SD115	8260SIM	Ethylbenzene	0.0088	0.0072	0.0035	mg/Kg	1.0	VB
01NE00TB109		8260SIM	m,p-Xylene (Sum of Isomers)	0.33	0.097	0.097	mg/Kg	1.0	
01NE00TB109		8260SIM	o-Xylene	0.1	0.049	0.041	mg/Kg	1.0	
01NE00TB109		8260SIM	Toluene	0.44	0.049	0.046	mg/Kg	1.0	
	01NE21SD113	8260SIM	Toluene	0.055	0.015	0.014	mg/Kg	1.0	VB
	01NE21SD114	8260SIM	m,p-Xylene (Sum of Isomers)	0.01	0.0083	0.0083	mg/Kg	1.0	VB
	01NE21SD114	8260SIM	Toluene	0.019	0.0042	0.004	mg/Kg	1.0	VB
	01NE21SB169	8260SIM	m,p-Xylene (Sum of Isomers)	0.021	0.0082	0.0082	mg/Kg	1.0	VB
	01NE21SB169	8260SIM	o-Xylene	0.0063	0.0041	0.0035	mg/Kg	1.0	VB
	01NE21SB169	8260SIM	Toluene	0.024	0.0041	0.0039	mg/Kg	1.0	VB
	01NE21SS170	8260SIM	m,p-Xylene (Sum of Isomers)	0.0074	0.0074	0.0074	mg/Kg	1.0	VB
	01NE21SS170	8260SIM	Toluene	0.011	0.0037	0.0035	mg/Kg	1.0	VB
	01NE21SB170	8260SIM	Toluene	0.0072	0.0029	0.0028	mg/Kg	1.0	VB
	01NE21SB171	8260SIM	m,p-Xylene (Sum of Isomers)	0.023	0.021	0.021	mg/Kg	1.0	VB
	01NE21SB171	8260SIM	Toluene	0.041	0.01	0.0098	mg/Kg	1.0	VB
	01NE21SS172	8260SIM	m,p-Xylene (Sum of Isomers)	0.096	0.069	0.069	mg/Kg	1.0	VB
	01NE21SS172	8260SIM	Toluene	0.14	0.034	0.033	mg/Kg	1.0	VB
	01NE21SS173	8260SIM	m,p-Xylene (Sum of Isomers)	0.032	0.027	0.027	mg/Kg	1.0	VB
	01NE21SS173	8260SIM	Toluene	0.073	0.014	0.013	mg/Kg	1.0	VB
	01NE24SD114	8260SIM	Toluene	0.0032	0.003	0.0029	mg/Kg	1.0	VB
	01NE24SD115	8260SIM	m,p-Xylene (Sum of Isomers)	0.03	0.014	0.014	mg/Kg	1.0	VB
	01NE24SD115	8260SIM	o-Xylene	0.0092	0.0072	0.0061	mg/Kg	1.0	VB
	01NE24SD115	8260SIM	Toluene	0.038	0.0072	0.0068	mg/Kg	1.0	VB
	01NE24SD214	8260SIM	Toluene	0.017	0.0091	0.0087	mg/Kg	1.0	VB

Key:

SIM - selected ion monitoring

VB - analyte present in the blank and the sample.

mg/Kg - milligram per kilogram

mg/L - milligram per liter

Table 1 Number of Primary, Field Duplicate, QA, and Trip Blank Samples

Matrix	Parameter	Method	Number of Primary Samples	Number of Field Duplicate Samples	Number of Trip Blank Samples	Number of QA Samples	Number of QA Trip Blank Samples
Soil	BTEX	SW8260SIM	22	3	5	3	1
	VOC	SW8260	11	1	1	2	0
	PAH	SW8270C SIM	102	12	0	11	0
	DRO	AK102	152	17	0	17	0
	GRO	AK101	24	4	5	3	1
	RRO	AK103	152	17	0	17	0
	TOC	Lab SOP	91	0	0	0	0
	TAL Metals	SW6010B/ SW7000/ EPA200.8	29	3	0	4	0
	Pb	SW7421	2	1	0	1	0
	Pb, Zn, Cr	SW6010B	83	11	0	9	0
	Pesticides	SW8081	19	4	0	1	0
	PCBs	SW8082	135	16	0	14	0
Water	PAH	SW8270SIM	19	3	0	3	0
	GRO	AK101	29	4	9	4	4
	DRO	AK102	47	6	0	6	0
	RRO	AK103	47	6	0	5	0
	TAL Metals	SW6010B/ SW7000	22	3	0	3	0
	PCBs	SW8082	33	3	0	4	0
	VOCs	SW8260	15	2	4	2	2
	SVOCs	SW8270	3	1	0	1	0
	BTEX	SW8260	12	2	4	1	1
	Natural Attenuation	multiple methods *	6	0	0	0	0
Tissue -Fish	Total Lipids	EPA 160.1	30	0	0	0	0
	Metals Ag, As, Ba, Cd, Cu, Hg, Ni, Pb, Sb, Se, V, Zn	SW6010B/6020/ 7000/EPA 200.8	31	0	0	0	0
	PAH	SW8270C SIM	31	0	0	0	0
	PCBs	SW8082	31	0	0	0	0
Tissue -Plants	PAH	SW8270C SIM	20	1	0	0	0
	Metals Ag, As, Ba, Cd, Cr, Cu, Hg, Ni, Pb, Se, V, Zn	SW6010B/ SW6020/7000	20	1	0	0	0
	PCBs	SW8082	20	1	0	0	0

Key:

Ag - silver

AK - Alaska Method

As - arsenic
Ba - barium
BTEX - benzene, toluene, ethylbenzene, xylenes
Cd - cadmium
Cr - chromium
Cu - copper
DRO - diesel range organics
EPA
GRO - gasoline range organics
Hg - mercury
Ni - nickel
PAH - polynuclear aromatic hydrocarbon
Pb - lead
PCBs - polychlorinated biphenyls
RRO - residual range organics
Se - selenium
SIM - selected ion monitoring
SW - Solid Waste Method
TAL - Target Analyte List
Tl - thallium
TOC - total organic carbon
V - vanadium
Zn - zinc
QA - quality assurance

* - natural attenuation laboratory parameters included: Alkalinity by A2320B, Chloride by EPA 300, Sulfate by EPA 300, Nitrogen - Ammonia (N) by EPA 350.1, Nitrogen - Kjeldahl by by EPA 351.4, Nitrogen, nitrate_nitrite by EPA 353.2, Sulfide by EPA 376.2, chemical oxygen Demand by EPA 410.4, total and dissolved iron and manganese by SW6010B.

MWH collected soil and water samples between August 14 and August 22, 2002. Table 1 provides a summary of sample counts by matrix, parameter, and quality control (QC) description (primary sample, field duplicate sample, QA sample or trip blank). Primary and field duplicate soil and water samples were submitted to Columbia Analytical Services, Inc. (CAS) and QA soil and water samples were submitted to Sound Analytical Services (SAS).

This data review includes data from CAS.

The following QC samples and indicators were reviewed in accordance with established precision, accuracy, reproducibility, comparability, and completeness (PARCC) parameters. PARCC parameters were defined in the Phase III Remedial Investigation Final Work Plan (MWH, 2001). Data were qualified based on the EPA's National Functional Guidelines (USEPA 1999).

The following specific QC samples, indicators, and associated documentation were reviewed:

- Sample Handling Forms (Chain-of-custody [CoCs])
- Sample Holding Times
- Temperature Blanks
- Trip Blanks
- Field Duplicates
- Equipment Blanks
- Method and Instrument Blanks
- Surrogates
- Continuing Calibration Verification (CCV) Samples
- Laboratory Control Samples (LCS) and LCS Duplicates (LCSD)
- Matrix Spike (MS) and Matrix Spike Duplicate (MSD) Samples

REVIEW RESULTS

Based on the data reviewed, the following flags were used to qualify data in this report:

- VB – The analyte was detected in the associated blank and the sample indicating possible contamination.
- VHB – Result is an estimate with a high bias.
- VJ – The analyte was positively identified; the quantitation is an estimation.
- VLB – Result is an estimate with a low bias.
- VQQ – The practical quantitation limit is approximate due to QC or matrix effects.

The final qualifier reflects the most severe qualifier that was applied to the data. The hierarchy of data qualifiers, listed in order of the most severe through the least severe, are VB, VJ, VLB/VHB and VQQ. Table 2 summarizes qualified results with final qualifiers. Appendix D summarizes all data reported with final qualifiers.

SAMPLING HANDLING

All reviewed laboratory sample receipt forms, CoCs, and case narratives indicate that sample handling procedures were in control with the exception of cooler temperature blanks.

Cooler Temperature Blanks

All coolers temperature blanks were received within the acceptance range of 2-6 degree Celisus (° C) with the exception of cooler temperature blanks less than 2 ° C. Sample results were not qualified based on cooler temperatures below 2, samples were received in good condition and not frozen.

Holding Times

All samples were extracted or analyzed, or both, within the recommended holding time for the analytical procedures used for this project.

Trip Blanks

Table 3 summarizes field samples with target analytes in associated trip blanks. Field samples associated with contaminated trip blanks were qualified for cases when the concentration in the sample was within 10 times the concentration of the trip blank. Samples free of the trip blank contaminant were not qualified.

Equipment Blanks

Field samples associated with contaminated equipment blanks were not qualified because the concentration in samples were greater than 10 times the concentration of the equipment blank, samples were free of equipment blank contaminant, and/or analyte was present in associated trip blank.

Field Duplicates

As part of the 2002 Northeast Cape sampling event, 5 soil duplicates and 1 water duplicates were collected to evaluate precision. Table 4 summarizes primary, field duplicate, and QA sample relationships. Table 5 summarizes primary and QC results.

Precision among primary and duplicates were evaluated using the agreement criteria listed in Table 6 for each analyte and matrix. For sample sets that did not meet the criteria, all available documentation, including related analyte results and QC results, were reviewed to elucidate the cause of disagreement. The findings of this review are discussed below.

Field duplicates and primary soil and water sample results were in agreement with the exception of results between the MRL and MDL. This was due to the inherent low precision between the MRL and MDL; therefore, results were not qualified in these cases and not presented in this review.

All data reported by CAS were deemed acceptable for the purposes of this project, with the following qualifications.

GENERAL QUALIFICATIONS

This section is meant to explain qualifications that were applied to results.

Surrogates

Table 7 summarizes qualified samples with surrogate recoveries outside laboratory acceptance limits. Results were not qualified in cases when surrogates were outside acceptance limits due to dilution required for analysis. Similarly, results were not qualified if the surrogate recovery exceeded laboratory acceptance limits and there were no detections in the sample. When surrogate recoveries exceeded acceptance limits, positive results were qualified as estimates with a high bias. When surrogate recoveries were below acceptance limits, positive results were qualified as biased low and MRLs were qualified as estimates for analytes that were not detected.

MS/MSD

Sample results were not qualified for occasions when MS results were outside acceptance limits due to high concentrations of target and/or non-target analyte(s), dilutions, when all other QC parameters were well within limits and/or when the sample selected for spiking was not from the Northeast Cape Site. Sample results were not qualified for high relative percent difference (RPD) results if all other QC parameters were well within limits. For cases when RPD was above acceptance limits and one or both MS samples were outside acceptance limits, positive results were qualified as estimates for the spiked field sample.

METHOD SPECIFIC QUALIFICATIONS

This section summarizes qualifications, by method, where there are exceptions to the general qualification approaches and/or approaches to reporting.

BTEX by SW8260B

MS/MSD

The percent MSD recoveries were below laboratory acceptance limits (76-138 percent) for benzene (66 percent), below laboratory acceptance limits (76-139 percent) for ethylbenzene (40 percent), and below laboratory acceptance limits (86-130 percent) for m,p-xylenes (60 percent) in sample 02NE88GW007. Benzene, ethylbenzene, and m,p-xylenes results were not qualified based on MSD recovery because the MS recoveries were within range and the RPDs between the MS and MSD also met criteria.

DRO by AK102

MS/MSD

The percent MS/MSD recoveries were below laboratory acceptance limits (75-125 percent) for DRO (2.5 and 69 percent) in sample 02NE88GW007. Results were not qualified based on the MS/MSD recoveries due to the concentration of DRO in the sample (6.100 mg/L) was greater than 4 times the spike amount (0.8 mg/L).

Methane, ethane, and ethene by RSK175

MS

The percent MS recovery was below laboratory acceptance limits (61-126 percent) for methane (56 percent) in sample 02NE88GW007. Result was qualified as bias low due to MS recovery,

Completeness

Completeness is an expression of how many valid results were received from the laboratory relative to the number expected. The parameter is calculated in the following manner:

$$\%C = (V/T) \times 100\%$$

Where:

%C = percent completeness;
V = number of measurements judged valid; and
T = number of valid measurements needed to achieve a specific statistical level of confidence.

All data, including qualified results, were considered valid and acceptable for use. The completeness goal of 95 percent for all analyses was met.

References

MWH. 2001. Work Plan Phase III Remedial Investigation Northeast Cape, St. Lawrence Island, Alaska Final. August.

United States Environmental Protection Agency. 1999. Contract Laboratory Program National Functional Guidelines for Organic Data Review.

Table 1 Number of Primary, Field Duplicate, QA, and Trip Blank Samples

Matrix	Parameter	Method	Number of Primary Samples	Number of Field Duplicate Samples	Number of Trip Blank Samples	Number of Equipment Blanks	Number of QA Samples	Number of QA Trip Blank Samples
Soil	BTEX	SW8260B	40	5	3		4	1
	GRO	AK101	40	5	3		4	1
	DRO	AK102	40	5			4	
	RRO	AK103	40	5			4	
	PAH	SW8270C SIM	40	5			4	
	TOC	Lab SOP	40	5			4	
	Pb, Zn, Cr	SW6020	40	5			4	
	PCBs	SW8082	40	5			4	
Water	BTEX	SW8260B	10	1	3	5	1	1
	GRO	AK101	10	1	3	5	1	1
	DRO	AK102	10	1		5	1	
	RRO	AK103	10	1		5	1	
	Methane, Ethane, Ethene	RSK 175	10	1	2			
	Alkalinity	EPA 300	10	1				
	Sulfate	EPA 300	10	1				

Key:

- AK - Alaska Method
- BTEX - benzene, toluene, ethylbenzene, xylenes
- Cr - chromium
- DRO - diesel range organics
- EPA - Environmental Protection Agency
- GRO - gasoline range organics
- PAH - polynuclear aromatic hydrocarbon
- Pb - lead
- PCBs - polychlorinated biphenyls
- RRO - residual range organics
- SIM - selected ion monitoring
- SW - Solid Waste Method
- TOC - total organic carbon
- Zn - zinc
- QA - quality assurance

Table 2 Summary of Qualified Results

Sample ID	Matrix	Method	Analyte	Results	MRL	MDL	Units	Final Qualifier
02NE88EB001	W	AK103	Residual Range Organics	0.081	0.2	0.073	mg/L	VJ
		SW8260B	Benzene	0.00021	0.0005	0.00011	mg/L	VJ
			o-Xylene	0.00009	0.0005	0.000079	mg/L	VJ
			Toluene	0.00045	0.0005	0.000098	mg/L	VB
			Xylene, Isomers m & p	0.00022	0.0005	0.00022	mg/L	VJ
02NE88EB002	W	SW8260B	Toluene	0.00013	0.0005	0.000098	mg/L	VB
02NE88EB003	W	SW8260B	o-Xylene	0.00008	0.0005	0.000079	mg/L	VJ
			Toluene	0.00013	0.0005	0.000098	mg/L	VB
02NE88EB004	W	SW8260B	Toluene	0.00013	0.0005	0.000098	mg/L	VB
02NE88EB005	W	SW8260B	Toluene	0.00015	0.0005	0.000098	mg/L	VB
02NE88GW001	W	AK101	Gasoline Range Organics	0.024	0.05	0.02	mg/L	VJ
		SW8260B	o-Xylene	0.00013	0.0005	0.000079	mg/L	VJ
			Toluene	0.00061	0.0005	0.000098	mg/L	VB
			Xylene, Isomers m & p	0.00022	0.0005	0.00022	mg/L	VJ
02NE88GW002	W	SW8260B	Ethylbenzene	0.00034	0.0005	0.00013	mg/L	VJ
			o-Xylene	0.0001	0.0005	0.000079	mg/L	VJ
			Toluene	0.00036	0.0005	0.000098	mg/L	VB
			Xylene, Isomers m & p	0.00035	0.0005	0.00022	mg/L	VJ
02NE88GW003	W	SW8260B	o-Xylene	0.00008	0.0005	0.000079	mg/L	VJ
			Toluene	0.00024	0.0005	0.000098	mg/L	VB
02NE88GW006	W	SW8260B	Toluene	0.00019	0.0005	0.000098	mg/L	VB
02NE88GW007	W	AK102	Diesel Range Organics	6.1	0.11	0.043	mg/L	VLB
		RSK175	Methane	1.2	0.0005	0.0003	mg/L	VLB
		SW8260B	Toluene	0.0012	0.0005	0.000098	mg/L	VB
02NE88GW008	W	AK103	Residual Range Organics	0.18	0.2	0.073	mg/L	VJ
		SW8260B	Benzene	0.00012	0.0005	0.00011	mg/L	VJ
			Toluene	0.00011	0.0005	0.000098	mg/L	VB
02NE88GW010	W	SW8260B	o-Xylene	0.00015	0.0005	0.000079	mg/L	VJ
02NE88SB001	SO	AK103	Residual Range Organics	39	110	4.5	mg/Kg	VJ
		SIM	Benzo(a)anthracene	0.00051	0.0053	0.00014	mg/Kg	VJ
			Benzo(b)fluoranthene	0.0007	0.0053	0.00015	mg/Kg	VJ
			Benzo(g,h,i)perylene	0.00026	0.0053	0.00011	mg/Kg	VJ
			Chrysene	0.001	0.0053	0.00016	mg/Kg	VJ
			Indeno(1,2,3-cd)pyrene	0.00024	0.0053	0.00016	mg/Kg	VJ
			Naphthalene	0.0022	0.0053	0.00023	mg/Kg	VJ
			Pyrene	0.0043	0.0053	0.00012	mg/Kg	VJ
02NE88SB002	SO	AK103	Residual Range Organics	16	110	4.4	mg/Kg	VJ
		SIM	Benzo(b)fluoranthene	0.00031	0.0052	0.00015	mg/Kg	VJ
			Chrysene	0.00066	0.0052	0.00016	mg/Kg	VJ
			Naphthalene	0.00038	0.0052	0.00022	mg/Kg	VJ
			Pyrene	0.0022	0.0052	0.00012	mg/Kg	VJ
02NE88SB003	SO	AK103	Residual Range Organics	6	120	4.9	mg/Kg	VJ
		SIM	Benzo(b)fluoranthene	0.00045	0.0058	0.00016	mg/Kg	VJ
			Benzo(g,h,i)perylene	0.00065	0.0058	0.00012	mg/Kg	VJ
			Dibenzo(a,h)anthracene	0.00048	0.0058	0.00021	mg/Kg	VJ
			Indeno(1,2,3-cd)pyrene	0.00048	0.0058	0.00018	mg/Kg	VJ
			Naphthalene	0.001	0.0058	0.00024	mg/Kg	VJ
Phenanthrene	0.00026	0.0058	0.00018	mg/Kg	VJ			
02NE88SB004	SO	AK103	Residual Range Organics	7.1	110	4.5	mg/Kg	VJ
		SIM	Benzo(b)fluoranthene	0.0003	0.0053	0.00015	mg/Kg	VJ
			Naphthalene	0.00056	0.0053	0.00023	mg/Kg	VJ
02NE88SB005	SO	AK102	Diesel Range Organics	7.6	12	5.4	mg/Kg	VJ
		AK103	Residual Range Organics	120	120	5.1	mg/Kg	VJ
		SIM	Benzo(b)fluoranthene	0.00032	0.006	0.00017	mg/Kg	VJ
			Chrysene	0.00032	0.006	0.00018	mg/Kg	VJ
			Naphthalene	0.00081	0.006	0.00025	mg/Kg	VJ
			Phenanthrene	0.00051	0.006	0.00018	mg/Kg	VJ

Table 2 Summary of Qualified Results

Sample ID	Matrix	Method	Analyte	Results	MRL	MDL	Units	Final Qualifier
02NE88SB005	SO	SIM	Pyrene	0.00017	0.006	0.00014	mg/Kg	VJ
02NE88SB006	SO	AK103	Residual Range Organics	24	110	4.6	mg/Kg	VJ
		SIM	Benzo(a)anthracene	0.0011	0.0055	0.00015	mg/Kg	VJ
			Benzo(b)fluoranthene	0.00074	0.0055	0.00016	mg/Kg	VJ
			Chrysene	0.0027	0.0055	0.00017	mg/Kg	VJ
			Fluoranthene	0.0041	0.0055	0.00019	mg/Kg	VJ
		SW6020	Lead	26.2	0.05	0.03	mg/Kg	VJ
		SW8260B	Ethylbenzene	0.34	0.051	0.011	mg/Kg	VJ
Xylene, Isomers m & p	0.31		0.051	0.021	mg/Kg	VJ		
02NE88SB007	SO	SIM	Acenaphthene	0.29	0.034	0.0015	mg/Kg	VHB
			Anthracene	0.026	0.034	0.0013	mg/Kg	VJ
			Benzo(b)fluoranthene	0.0044	0.034	0.00095	mg/Kg	VJ
			Benzo(g,h,i)perylene	0.00094	0.034	0.00068	mg/Kg	VJ
			Chrysene	0.0033	0.034	0.0011	mg/Kg	VJ
			Fluoranthene	0.0042	0.034	0.0012	mg/Kg	VJ
			Fluorene	0.8	0.034	0.0012	mg/Kg	VHB
			Naphthalene	5.9	0.034	0.0015	mg/Kg	VHB
			Phenanthrene	0.59	0.034	0.0011	mg/Kg	VHB
			Pyrene	0.01	0.034	0.00075	mg/Kg	VJ
02NE88SB008	SO	AK101	Gasoline Range Organics	54	3.5	2.2	mg/Kg	VHB
		AK103	Residual Range Organics	16	110	4.7	mg/Kg	VJ
		SIM	Benzo(a)anthracene	0.00065	0.0055	0.00015	mg/Kg	VJ
			Chrysene	0.0014	0.0055	0.00017	mg/Kg	VJ
			Fluoranthene	0.0017	0.0055	0.00019	mg/Kg	VJ
		SW8260B	Pyrene	0.0047	0.0055	0.00013	mg/Kg	VJ
SW8260B	o-Xylene	0.01	0.044	0.0086	mg/Kg	VJ		
02NE88SB009	SO	SIM	Acenaphthene	0.0043	0.0054	0.00023	mg/Kg	VJ
			Acenaphthylene	0.00055	0.0054	0.00018	mg/Kg	VJ
			Dibenzo(a,h)anthracene	0.0043	0.0054	0.0002	mg/Kg	VJ
			Fluorene	0.0045	0.0054	0.00019	mg/Kg	VJ
			Naphthalene	0.0041	0.0054	0.00023	mg/Kg	VJ
02NE88SB010	SO	AK103	Residual Range Organics	25	110	4.7	mg/Kg	VJ
		SIM	Acenaphthene	0.0006	0.0056	0.00024	mg/Kg	VJ
			Fluorene	0.0021	0.0056	0.00019	mg/Kg	VJ
			Naphthalene	0.0037	0.0056	0.00024	mg/Kg	VJ
Phenanthrene	0.00081	0.0056	0.00017	mg/Kg	VJ			
02NE88SB011	SO	AK101	Gasoline Range Organics	130	3.3	2.2	mg/Kg	VHB
		AK103	Residual Range Organics	23	110	4.7	mg/Kg	VJ
		SIM	Anthracene	0.0035	0.0055	0.00021	mg/Kg	VJ
			Benzo(a)anthracene	0.00023	0.0055	0.00015	mg/Kg	VJ
			Benzo(b)fluoranthene	0.0005	0.0055	0.00016	mg/Kg	VJ
			Chrysene	0.00064	0.0055	0.00017	mg/Kg	VJ
			Fluoranthene	0.0008	0.0055	0.00019	mg/Kg	VJ
Pyrene	0.0022	0.0055	0.00013	mg/Kg	VJ			
02NE88SB012	SO	AK101	Gasoline Range Organics	83	3	2.2	mg/Kg	VHB
		AK103	Residual Range Organics	30	110	4.6	mg/Kg	VJ
		SIM	Anthracene	0.0025	0.0055	0.00021	mg/Kg	VJ
			Benzo(b)fluoranthene	0.00089	0.0055	0.00016	mg/Kg	VJ
			Fluoranthene	0.00044	0.0055	0.00019	mg/Kg	VJ
			Pyrene	0.0015	0.0055	0.00012	mg/Kg	VJ
		SW8082	PCB-1260 (Aroclor 1260)	0.0097	0.11	0.005	mg/Kg	VJ
SW8260B	o-Xylene	0.013	0.028	0.0085	mg/Kg	VJ		
02NE88SB013	SO	AK101	Gasoline Range Organics	140	2.9	2.2	mg/Kg	VHB
		AK103	Residual Range Organics	55	110	4.5	mg/Kg	VJ
		SIM	Benzo(a)anthracene	0.00077	0.0053	0.00014	mg/Kg	VJ
			Benzo(b)fluoranthene	0.00045	0.0053	0.00015	mg/Kg	VJ
Benzo(g,h,i)perylene	0.0002	0.0053	0.00011	mg/Kg	VJ			

Table 2 Summary of Qualified Results

Sample ID	Matrix	Method	Analyte	Results	MRL	MDL	Units	Final Qualifier
02NE88SB013	SO	SIM	Benzo(k)fluoranthene	0.00018	0.0053	0.00016	mg/Kg	VJ
			Chrysene	0.0015	0.0053	0.00016	mg/Kg	VJ
			Fluoranthene	0.0019	0.0053	0.00018	mg/Kg	VJ
			Indeno(1,2,3-cd)pyrene	0.00017	0.0053	0.00016	mg/Kg	VJ
			Pyrene	0.0048	0.0053	0.00012	mg/Kg	VJ
02NE88SB014	SO	AK101	Gasoline Range Organics	130	2.4	2.1	mg/Kg	VHB
		AK103	Residual Range Organics	54	110	4.4	mg/Kg	VJ
		SIM	Benzo(a)anthracene	0.00076	0.0053	0.00014	mg/Kg	VJ
			Benzo(b)fluoranthene	0.00094	0.0053	0.00015	mg/Kg	VJ
			Benzo(g,h,i)perylene	0.00015	0.0053	0.00011	mg/Kg	VJ
			Chrysene	0.0015	0.0053	0.00016	mg/Kg	VJ
			Fluoranthene	0.0019	0.0053	0.00018	mg/Kg	VJ
		Pyrene	0.0043	0.0053	0.00012	mg/Kg	VJ	
02NE88SB015	SO	AK101	Gasoline Range Organics	68	4.5	2.2	mg/Kg	VHB
		AK103	Residual Range Organics	11	110	4.7	mg/Kg	VJ
		SIM	Benzo(a)anthracene	0.00038	0.0055	0.00015	mg/Kg	VJ
			Benzo(b)fluoranthene	0.00034	0.0055	0.00016	mg/Kg	VJ
			Benzo(g,h,i)perylene	0.00025	0.0055	0.00011	mg/Kg	VJ
			Benzo(k)fluoranthene	0.00017	0.0055	0.00017	mg/Kg	VJ
			Chrysene	0.00087	0.0055	0.00017	mg/Kg	VJ
			Fluoranthene	0.0012	0.0055	0.00019	mg/Kg	VJ
			Indeno(1,2,3-cd)pyrene	0.0002	0.0055	0.00017	mg/Kg	VJ
			Pyrene	0.0023	0.0055	0.00013	mg/Kg	VJ
		SW8082	PCB-1260 (Aroclor 1260)	0.0065	0.11	0.0051	mg/Kg	VJ
02NE88SB016	SO	AK101	Gasoline Range Organics	73	4.7	2.2	mg/Kg	VHB
		AK103	Residual Range Organics	7.4	110	4.6	mg/Kg	VJ
		SIM	Anthracene	0.0035	0.0055	0.00021	mg/Kg	VJ
			Benzo(b)fluoranthene	0.00032	0.0055	0.00016	mg/Kg	VJ
			Chrysene	0.00042	0.0055	0.00017	mg/Kg	VJ
			Fluoranthene	0.00048	0.0055	0.00019	mg/Kg	VJ
Pyrene	0.00095	0.0055	0.00012	mg/Kg	VJ			
02NE88SB017	SO	AK102	Diesel Range Organics	7	11	4.7	mg/Kg	VJ
		AK103	Residual Range Organics	8.7	110	4.4	mg/Kg	VJ
		SIM	Benzo(b)fluoranthene	0.00023	0.0052	0.00015	mg/Kg	VJ
			Benzo(g,h,i)perylene	0.00014	0.0052	0.00011	mg/Kg	VJ
			Chrysene	0.00018	0.0052	0.00016	mg/Kg	VJ
			Naphthalene	0.00045	0.0052	0.00022	mg/Kg	VJ
Phenanthrene	0.0004	0.0052	0.00016	mg/Kg	VJ			
02NE88SB018	SO	AK102	Diesel Range Organics	7.6	11	5	mg/Kg	VJ
		AK103	Residual Range Organics	12	110	4.6	mg/Kg	VJ
		SIM	Benzo(b)fluoranthene	0.00034	0.0055	0.00016	mg/Kg	VJ
			Chrysene	0.00032	0.0055	0.00017	mg/Kg	VJ
			Fluorene	0.00022	0.0055	0.00019	mg/Kg	VJ
			Naphthalene	0.0019	0.0055	0.00023	mg/Kg	VJ
			Phenanthrene	0.00068	0.0055	0.00017	mg/Kg	VJ
Pyrene	0.00014	0.0055	0.00012	mg/Kg	VJ			
02NE88SB019	SO	SIM	Anthracene	0.0021	0.0054	0.00021	mg/Kg	VJ
			Benzo(b)fluoranthene	0.00018	0.0054	0.00016	mg/Kg	VJ
			Chrysene	0.00035	0.0054	0.00017	mg/Kg	VJ
			Fluoranthene	0.00019	0.0054	0.00019	mg/Kg	VJ
			Pyrene	0.00062	0.0054	0.00012	mg/Kg	VJ
		SW8260B	Ethylbenzene	0.018	0.038	0.011	mg/Kg	VJ
02NE88SB020	SO	SIM	Anthracene	0.0019	0.0054	0.00021	mg/Kg	VJ
			Benzo(b)fluoranthene	0.0003	0.0054	0.00016	mg/Kg	VJ
			Chrysene	0.00023	0.0054	0.00017	mg/Kg	VJ
			Fluoranthene	0.00028	0.0054	0.00019	mg/Kg	VJ
			Pyrene	0.0005	0.0054	0.00012	mg/Kg	VJ

Table 2 Summary of Qualified Results

Sample ID	Matrix	Method	Analyte	Results	MRL	MDL	Units	Final Qualifier
02NE88SB021	SO	SIM	Anthracene	0.012	0.05	0.0019	mg/Kg	VJ
			Benzo(b)fluoranthene	0.0052	0.05	0.0014	mg/Kg	VJ
			Fluoranthene	0.0029	0.05	0.0017	mg/Kg	VJ
			Pyrene	0.0059	0.05	0.0011	mg/Kg	VJ
02NE88SB022	SO	SIM	Acenaphthene	2.6	0.14	0.0057	mg/Kg	VHB
			Anthracene	0.3	0.14	0.0052	mg/Kg	VHB
			Benzo(a)anthracene	0.006	0.14	0.0036	mg/Kg	VJ
			Benzo(b)fluoranthene	0.016	0.14	0.0038	mg/Kg	VJ
			Fluoranthene	0.048	0.14	0.0046	mg/Kg	VJ
			Fluorene	6.9	0.14	0.0046	mg/Kg	VHB
			Phenanthrene	5.5	0.14	0.0041	mg/Kg	VHB
			Pyrene	0.12	0.14	0.003	mg/Kg	VJ
02NE88SB023	SO	SIM	Acenaphthene	0.00028	0.0066	0.00028	mg/Kg	VJ
			Anthracene	0.00081	0.0066	0.00025	mg/Kg	VJ
			Benzo(a)anthracene	0.00027	0.0066	0.00017	mg/Kg	VJ
			Benzo(b)fluoranthene	0.00048	0.0066	0.00019	mg/Kg	VJ
			Benzo(g,h,i)perylene	0.0002	0.0066	0.00014	mg/Kg	VJ
			Chrysene	0.00067	0.0066	0.0002	mg/Kg	VJ
			Fluoranthene	0.00088	0.0066	0.00023	mg/Kg	VJ
			Fluorene	0.00068	0.0066	0.00023	mg/Kg	VJ
			Naphthalene	0.0045	0.0066	0.00028	mg/Kg	VJ
			Phenanthrene	0.0022	0.0066	0.0002	mg/Kg	VJ
			Pyrene	0.0008	0.0066	0.00015	mg/Kg	VJ
02NE88SB024	SO	AK103	Residual Range Organics	33	110	4.6	mg/Kg	VJ
		SIM	Benzo(b)fluoranthene	0.00027	0.0055	0.00016	mg/Kg	VJ
			Fluoranthene	0.00019	0.0055	0.00019	mg/Kg	VJ
			Fluorene	0.00051	0.0055	0.00019	mg/Kg	VJ
			Naphthalene	0.0011	0.0055	0.00023	mg/Kg	VJ
			Phenanthrene	0.00084	0.0055	0.00017	mg/Kg	VJ
Pyrene	0.00017	0.0055	0.00012	mg/Kg	VJ			
02NE88SB025	SO	AK101	Gasoline Range Organics	11	19	7.4	mg/Kg	VJ
		SIM	Acenaphthene	0.0026	0.021	0.00087	mg/Kg	VJ
			Acenaphthylene	0.0011	0.021	0.00066	mg/Kg	VJ
			Benzo(b)fluoranthene	0.021	0.021	0.00058	mg/Kg	VJ
			Benzo(g,h,i)perylene	0.0088	0.021	0.00042	mg/Kg	VJ
			Fluoranthene	0.0025	0.021	0.00071	mg/Kg	VJ
			Fluorene	0.006	0.021	0.00071	mg/Kg	VJ
			Phenanthrene	0.0083	0.021	0.00062	mg/Kg	VJ
			Pyrene	0.0026	0.021	0.00046	mg/Kg	VJ
		SW8260B	Ethylbenzene	0.034	0.18	0.034	mg/Kg	VJ
o-Xylene	0.071	0.18	0.027	mg/Kg	VJ			
02NE88SB026	SO	SIM	Acenaphthene	0.00037	0.0076	0.00032	mg/Kg	VJ
			Benzo(b)fluoranthene	0.00057	0.0076	0.00022	mg/Kg	VJ
			Benzo(g,h,i)perylene	0.00021	0.0076	0.00016	mg/Kg	VJ
			Chrysene	0.0029	0.0076	0.00023	mg/Kg	VJ
			Fluoranthene	0.0004	0.0076	0.00026	mg/Kg	VJ
			Fluorene	0.00061	0.0076	0.00026	mg/Kg	VJ
			Naphthalene	0.0018	0.0076	0.00032	mg/Kg	VJ
			Phenanthrene	0.0027	0.0076	0.00023	mg/Kg	VJ
Pyrene	0.0004	0.0076	0.00017	mg/Kg	VJ			
02NE88SB027	SO	AK101	Gasoline Range Organics	220	5.4	2.5	mg/Kg	VHB
		SIM	Benzo(a)anthracene	0.012	0.031	0.00079	mg/Kg	VJ
			Benzo(a)pyrene	0.0032	0.031	0.00086	mg/Kg	VJ
			Benzo(b)fluoranthene	0.007	0.031	0.00086	mg/Kg	VJ
			Benzo(g,h,i)perylene	0.0016	0.031	0.00061	mg/Kg	VJ
			Benzo(k)fluoranthene	0.0033	0.031	0.00092	mg/Kg	VJ
Chrysene	0.024	0.031	0.00092	mg/Kg	VJ			

Table 2 Summary of Qualified Results

Sample ID	Matrix	Method	Analyte	Results	MRL	MDL	Units	Final Qualifier
02NE88SB027	SO	SIM	Indeno(1,2,3-cd)pyrene	0.0018	0.031	0.00092	mg/Kg	VJ
		SW8082	PCB-1260 (Aroclor 1260)	0.035	0.13	0.0056	mg/Kg	VJ
		SW8260B	Toluene	0.036	0.041	0.012	mg/Kg	VJ
02NE88SB028	SO	SIM	Anthracene	0.00076	0.0069	0.00027	mg/Kg	VJ
			Benzo(a)anthracene	0.00032	0.0069	0.00018	mg/Kg	VJ
			Benzo(b)fluoranthene	0.0012	0.0069	0.0002	mg/Kg	VJ
			Benzo(g,h,i)perylene	0.00048	0.0069	0.00014	mg/Kg	VJ
			Chrysene	0.0029	0.0069	0.00021	mg/Kg	VJ
			Fluoranthene	0.00069	0.0069	0.00024	mg/Kg	VJ
			Pyrene	0.001	0.0069	0.00016	mg/Kg	VJ
02NE88SB029	SO	SIM	Acenaphthene	0.00038	0.0062	0.00027	mg/Kg	VJ
			Anthracene	0.0003	0.0062	0.00024	mg/Kg	VJ
			Benzo(a)anthracene	0.00024	0.0062	0.00017	mg/Kg	VJ
			Benzo(g,h,i)perylene	0.00024	0.0062	0.00013	mg/Kg	VJ
			Chrysene	0.0013	0.0062	0.00019	mg/Kg	VJ
			Fluoranthene	0.00077	0.0062	0.00022	mg/Kg	VJ
			Fluorene	0.0012	0.0062	0.00022	mg/Kg	VJ
			Phenanthrene	0.0034	0.0062	0.00019	mg/Kg	VJ
			Pyrene	0.00066	0.0062	0.00014	mg/Kg	VJ
		SW8260B	o-Xylene	0.01	0.044	0.0098	mg/Kg	VJ
02NE88SB030	SO	SIM	Benzo(b)fluoranthene	0.0017	0.0064	0.00018	mg/Kg	VJ
			Benzo(g,h,i)perylene	0.00044	0.0064	0.00013	mg/Kg	VJ
			Chrysene	0.0021	0.0064	0.0002	mg/Kg	VJ
			Fluoranthene	0.00044	0.0064	0.00022	mg/Kg	VJ
			Fluorene	0.00087	0.0064	0.00022	mg/Kg	VJ
			Naphthalene	0.0047	0.0064	0.00027	mg/Kg	VJ
			Phenanthrene	0.0055	0.0064	0.0002	mg/Kg	VJ
			Pyrene	0.00066	0.0064	0.00015	mg/Kg	VJ
02NE88SB031	SO	AK101	Gasoline Range Organics	110	4	2.2	mg/Kg	VHB
		AK103	Residual Range Organics	33	110	4.7	mg/Kg	VJ
		SIM	Benzo(a)anthracene	0.0017	0.0055	0.00015	mg/Kg	VJ
			Benzo(a)pyrene	0.00041	0.0055	0.00016	mg/Kg	VJ
			Benzo(b)fluoranthene	0.0017	0.0055	0.00016	mg/Kg	VJ
			Benzo(g,h,i)perylene	0.00045	0.0055	0.00011	mg/Kg	VJ
			Benzo(k)fluoranthene	0.0016	0.0055	0.00017	mg/Kg	VJ
			Chrysene	0.0038	0.0055	0.00017	mg/Kg	VJ
			Indeno(1,2,3-cd)pyrene	0.00019	0.0055	0.00017	mg/Kg	VJ
		SW8260B	o-Xylene	0.015	0.036	0.0087	mg/Kg	VJ
	Toluene	0.032	0.036	0.011	mg/Kg	VJ		
02NE88SB032	SO	AK101	Gasoline Range Organics	60	4.5	2.2	mg/Kg	VHB
		AK103	Residual Range Organics	12	110	4.6	mg/Kg	VJ
		SIM	Acenaphthene	0.11	0.0054	0.00023	mg/Kg	VLB
			Anthracene	0.011	0.0054	0.00021	mg/Kg	VLB
			Benzo(a)anthracene	0.00037	0.0054	0.00014	mg/Kg	VJ
			Benzo(b)fluoranthene	0.00042	0.0054	0.00015	mg/Kg	VJ
			Chrysene	0.00094	0.0054	0.00017	mg/Kg	VJ
			Fluoranthene	0.0017	0.0054	0.00019	mg/Kg	VJ
			Fluorene	0.47	0.0054	0.00019	mg/Kg	VLB
			Naphthalene	0.9	0.0054	0.00023	mg/Kg	VLB
			Phenanthrene	0.27	0.0054	0.00017	mg/Kg	VLB
			Pyrene	0.0035	0.0054	0.00012	mg/Kg	VJ
		SW8260B	Ethylbenzene	0.025	0.041	0.011	mg/Kg	VJ
02NE88SB033	SO	AK101	Gasoline Range Organics	130	2.6	2.4	mg/Kg	VHB
		SIM	Benzo(a)anthracene	0.001	0.0058	0.00016	mg/Kg	VJ
			Benzo(a)pyrene	0.00028	0.0058	0.00017	mg/Kg	VJ
			Benzo(b)fluoranthene	0.0013	0.0058	0.00017	mg/Kg	VJ
	Benzo(g,h,i)perylene	0.00054	0.0058	0.00012	mg/Kg	VJ		

Table 2 Summary of Qualified Results

Sample ID	Matrix	Method	Analyte	Results	MRL	MDL	Units	Final Qualifier		
02NE88SB033	SO	SIM	Chrysene	0.0033	0.0058	0.00018	mg/Kg	VJ		
			Fluoranthene	0.0021	0.0058	0.0002	mg/Kg	VJ		
			Indeno(1,2,3-cd)pyrene	0.00023	0.0058	0.00018	mg/Kg	VJ		
			Pyrene	0.0049	0.0058	0.00013	mg/Kg	VJ		
		SW8260B	Ethylbenzene	1.2	0.021	0.012	mg/Kg	VHB		
			o-Xylene	1.5	0.021	0.0091	mg/Kg	VHB		
			Toluene	0.05	0.021	0.012	mg/Kg	VHB		
		Xylene, Isomers m & p	4	0.022	0.022	mg/Kg	VHB			
02NE88SB034	SO	AK101	Gasoline Range Organics	140	3	2.3	mg/Kg	VHB		
		AK103	Residual Range Organics	110	120	4.8	mg/Kg	VJ		
		SIM	Anthracene	0.0041	0.0056	0.00022	mg/Kg	VJ		
			Benzo(a)anthracene	0.00043	0.0056	0.00015	mg/Kg	VJ		
			Benzo(a)pyrene	0.00025	0.0056	0.00016	mg/Kg	VJ		
			Benzo(b)fluoranthene	0.0038	0.0056	0.00016	mg/Kg	VJ		
			Benzo(g,h,i)perylene	0.00041	0.0056	0.00012	mg/Kg	VJ		
			Benzo(k)fluoranthene	0.0036	0.0056	0.00017	mg/Kg	VJ		
			Chrysene	0.0013	0.0056	0.00017	mg/Kg	VJ		
			Dibenzo(a,h)anthracene	0.00026	0.0056	0.00021	mg/Kg	VJ		
			Fluoranthene	0.001	0.0056	0.0002	mg/Kg	VJ		
			Indeno(1,2,3-cd)pyrene	0.00034	0.0056	0.00017	mg/Kg	VJ		
		SW8260B	Pyrene	0.0024	0.0056	0.00013	mg/Kg	VJ		
			Ethylbenzene	0.94	0.023	0.011	mg/Kg	VHB		
			o-Xylene	0.34	0.023	0.0088	mg/Kg	VHB		
			Xylene, Isomers m & p	3	0.023	0.021	mg/Kg	VHB		
		SW9060	Total Organic Carbon (TOC)	0.33	0.05	0.02	PERCENT	VJ		
		02NE88SB035	SO	AK101	Gasoline Range Organics	100	2.5	2.2	mg/Kg	VHB
				AK103	Residual Range Organics	24	110	4.5	mg/Kg	VJ
SIM	Benzo(a)anthracene			0.00044	0.0054	0.00014	mg/Kg	VJ		
	Benzo(b)fluoranthene			0.00062	0.0054	0.00015	mg/Kg	VJ		
	Benzo(g,h,i)perylene			0.00043	0.0054	0.00011	mg/Kg	VJ		
	Chrysene			0.0013	0.0054	0.00016	mg/Kg	VJ		
	Fluoranthene			0.0013	0.0054	0.00019	mg/Kg	VJ		
	Pyrene			0.0027	0.0054	0.00012	mg/Kg	VJ		
SW8260B	Benzene			0.018	0.012	0.012	mg/Kg	VHB		
	Ethylbenzene			1.1	0.025	0.011	mg/Kg	VHB		
	o-Xylene			0.019	0.025	0.0084	mg/Kg	VJ		
	Toluene			0.018	0.025	0.011	mg/Kg	VJ		
	Xylene, Isomers m & p			0.95	0.025	0.02	mg/Kg	VHB		
	02NE88SB036	SO	AK101	Gasoline Range Organics	170	3.3	2.6	mg/Kg	VHB	
			AK102	Diesel Range Organics	4000	13	5.7	mg/Kg	VJ	
SIM			Acenaphthene	0.13	0.0063	0.00027	mg/Kg	VJ		
			Anthracene	0.0039	0.0063	0.00024	mg/Kg	VJ		
			Benzo(a)anthracene	0.00021	0.0063	0.00017	mg/Kg	VJ		
			Benzo(b)fluoranthene	0.00056	0.0063	0.00018	mg/Kg	VJ		
			Benzo(g,h,i)perylene	0.00031	0.0063	0.00013	mg/Kg	VJ		
			Chrysene	0.0014	0.0063	0.00019	mg/Kg	VJ		
			Fluoranthene	0.00097	0.0063	0.00022	mg/Kg	VJ		
			Fluorene	0.38	0.0063	0.00022	mg/Kg	VJ		
			Naphthalene	6.9	0.32	0.014	mg/Kg	VJ		
			Phenanthrene	0.14	0.0063	0.00019	mg/Kg	VJ		
SIM			Pyrene	0.002	0.0063	0.00014	mg/Kg	VJ		
	SW6020	Chromium	16.7	0.25	0.04	mg/Kg	VJ			
		Lead	21.1	0.06	0.04	mg/Kg	VJ			
Zinc		57.5	0.6	0.1	mg/Kg	VJ				
SW8082	PCB-1260 (Aroclor 1260)	0.033	0.13	0.0058	mg/Kg	VJ				
SW8260B	Benzene	0.062	0.014	0.014	mg/Kg	VJ				
	Ethylbenzene	2.2	0.03	0.013	mg/Kg	VJ				

Table 2 Summary of Qualified Results

Sample ID	Matrix	Method	Analyte	Results	MRL	MDL	Units	Final Qualifier
02NE88SB036	SO	SW8260B	o-Xylene	1.3	0.03	0.0099	mg/Kg	VJ
			Xylene, Isomers m & p	4.4	0.03	0.024	mg/Kg	VJ
		SW9060	Total Organic Carbon (TOC)	0.81	0.05	0.02	PERCENT	VJ
02NE88SB037	SO	AK103	Residual Range Organics	13	110	4.7	mg/Kg	VJ
		SIM	Benzo(a)anthracene	0.00017	0.0056	0.00015	mg/Kg	VJ
			Chrysene	0.00036	0.0056	0.00017	mg/Kg	VJ
			Fluoranthene	0.00073	0.0056	0.00019	mg/Kg	VJ
			Naphthalene	0.00092	0.0056	0.00024	mg/Kg	VJ
			Phenanthrene	0.0012	0.0056	0.00017	mg/Kg	VJ
			Pyrene	0.00044	0.0056	0.00013	mg/Kg	VJ
02NE88SB038	SO	AK103	Residual Range Organics	5.4	110	4.5	mg/Kg	VJ
		SIM	Benzo(g,h,i)perylene	0.00015	0.0053	0.00011	mg/Kg	VJ
			Phenanthrene	0.00022	0.0053	0.00016	mg/Kg	VJ
02NE88SB039	SO	SIM	Benzo(b)fluoranthene	0.00056	0.0055	0.00016	mg/Kg	VJ
			Chrysene	0.00027	0.0055	0.00017	mg/Kg	VJ
			Fluoranthene	0.00024	0.0055	0.00019	mg/Kg	VJ
			Naphthalene	0.00072	0.0055	0.00023	mg/Kg	VJ
			Phenanthrene	0.00053	0.0055	0.00017	mg/Kg	VJ
			Pyrene	0.00021	0.0055	0.00013	mg/Kg	VJ
		SW6020	Chromium	9.09	0.22	0.03	mg/Kg	VJ
02NE88SB040	SO	SIM	Anthracene	0.0002	0.0053	0.0002	mg/Kg	VJ
			Benzo(b)fluoranthene	0.00035	0.0053	0.00015	mg/Kg	VJ
			Benzo(g,h,i)perylene	0.00033	0.0053	0.00011	mg/Kg	VJ
			Chrysene	0.0002	0.0053	0.00016	mg/Kg	VJ
			Dibenzo(a,h)anthracene	0.00032	0.0053	0.00019	mg/Kg	VJ
			Fluoranthene	0.0007	0.0053	0.00018	mg/Kg	VJ
			Fluorene	0.0002	0.0053	0.00018	mg/Kg	VJ
			Indeno(1,2,3-cd)pyrene	0.00032	0.0053	0.00016	mg/Kg	VJ
			Naphthalene	0.00031	0.0053	0.00022	mg/Kg	VJ
			Phenanthrene	0.001	0.0053	0.00016	mg/Kg	VJ
			Pyrene	0.00051	0.0053	0.00012	mg/Kg	VJ
			SW9060	Total Organic Carbon (TOC)	0.04	0.05	0.02	PERCENT
		02NE88SB206	SO	AK103	Residual Range Organics	23	110	4.7
SIM	Benzo(a)anthracene			0.0011	0.0056	0.00015	mg/Kg	VJ
	Chrysene			0.0027	0.0056	0.00017	mg/Kg	VJ
	Fluoranthene			0.004	0.0056	0.00019	mg/Kg	VJ
02NE88SB234	SO	AK101	Gasoline Range Organics	110	2.3	2.2	mg/Kg	VHB
		AK103	Residual Range Organics	54	110	4.7	mg/Kg	VJ
		SIM	Anthracene	0.0033	0.0055	0.00021	mg/Kg	VJ
			Benzo(a)anthracene	0.00021	0.0055	0.00015	mg/Kg	VJ
			Benzo(b)fluoranthene	0.00041	0.0055	0.00016	mg/Kg	VJ
			Chrysene	0.00091	0.0055	0.00017	mg/Kg	VJ
			Dibenzo(a,h)anthracene	0.00031	0.0055	0.0002	mg/Kg	VJ
			Fluoranthene	0.00079	0.0055	0.00019	mg/Kg	VJ
			Pyrene	0.0018	0.0055	0.00013	mg/Kg	VJ
			SW8260B	Ethylbenzene	0.83	0.025	0.011	mg/Kg
		SIM	o-Xylene	0.27	0.025	0.0087	mg/Kg	VHB
			Xylene, Isomers m & p	2.8	0.025	0.021	mg/Kg	VHB
			Gasoline Range Organics	88	2.5	2.2	mg/Kg	VHB
02NE88SB236	SO	SIM	Benzo(a)anthracene	0.001	0.0055	0.00015	mg/Kg	VJ
			Benzo(b)fluoranthene	0.0016	0.0055	0.00016	mg/Kg	VJ
			Benzo(g,h,i)perylene	0.00034	0.0055	0.00011	mg/Kg	VJ
			Chrysene	0.0021	0.0055	0.00017	mg/Kg	VJ
			Fluoranthene	0.0027	0.0055	0.00019	mg/Kg	VJ
			Indeno(1,2,3-cd)pyrene	0.00019	0.0055	0.00017	mg/Kg	VJ
			Pyrene	0.005	0.0055	0.00013	mg/Kg	VJ
		SW8082	PCB-1260 (Aroclor 1260)	0.059	0.11	0.0051	mg/Kg	VJ

Table 2 Summary of Qualified Results

Sample ID	Matrix	Method	Analyte	Results	MRL	MDL	Units	Final Qualifier
02NE88SB236	SO	SW8260B	Toluene	0.022	0.023	0.011	mg/Kg	VJ
02NE88SB237	SO	AK103	Residual Range Organics	5.6	110	4.7	mg/Kg	VJ
		SIM	Chrysene	0.00019	0.0055	0.00017	mg/Kg	VJ
			Naphthalene	0.00048	0.0055	0.00023	mg/Kg	VJ
			Phenanthrene	0.00056	0.0055	0.00017	mg/Kg	VJ
02NE88SB239	SO	AK103	Residual Range Organics	5	110	4.7	mg/Kg	VJ
	SO	SIM	Naphthalene	0.00046	0.0056	0.00024	mg/Kg	VJ
	SO	SIM	Phenanthrene	0.00048	0.0056	0.00017	mg/Kg	VJ
	SO	SIM	Pyrene	0.00015	0.0056	0.00013	mg/Kg	VJ
02NE88TB002	SO	SW8260B	Toluene	0.00015	0.0005	0.000098	mg/L	VJ
02NE88TB003	SO	SW8260B	Toluene	0.00013	0.0005	0.000098	mg/L	VB
02NE88TB006	SO	SW8260B	Toluene	0.00011	0.0005	0.000098	mg/L	VJ

Key:

- AK - Alaska Method
- MDL - method detection limit
- mg/Kg - milligrams per kilogram
- mg/L - milligrams per liter
- MRL - method reporting limit
- PCBs - polychlorinated biphenyls
- SIM - selected ion monitoring
- SO - soil
- VB - The analyte was detected in the associated blank and the sample indicating possible contamination.
- VB - The practical quantitation limit is approximate due to QC or matrix effects.
- VHB - Result is an estimate with a high bias.
- VJ - The analyte was positively identified; the quantitation is an estimation.
- VLB - Result is an estimate with a low bias.
- W - water

Table 3 Summary of Contaminated Trip Blanks and Impacted Samples

Impacted Sample	Trip Blank	Method	Analyte	Results	MRL	MDL	Units	Dilution	Qualifier
	02NE88TB003	SW8260B	Toluene	0.00013	0.0005	0.000098	mg/L	1	
02NE88GW003		SW8260B	Toluene	0.00024	0.0005	0.000098	mg/L	1	VB
02NE88GW006		SW8260B	Toluene	0.00019	0.0005	0.000098	mg/L	1	VB
02NE88GW007		SW8260B	Toluene	0.0012	0.0005	0.000098	mg/L	1	VB
02NE88GW008		SW8260B	Toluene	0.00011	0.0005	0.000098	mg/L	1	VB
	02NE88TB002	SW8260B	Toluene	0.00015	0.0005	0.000098	mg/L	1	VJ
02NE88EB001		SW8260B	Toluene	0.00045	0.0005	0.000098	mg/L	1	VB
02NE88EB002		SW8260B	Toluene	0.00013	0.0005	0.000098	mg/L	1	VB
02NE88EB003		SW8260B	Toluene	0.00013	0.0005	0.000098	mg/L	1	VB
02NE88GW001		SW8260B	Toluene	0.00061	0.0005	0.000098	mg/L	1	VB
02NE88GW002		SW8260B	Toluene	0.00036	0.0005	0.000098	mg/L	1	VB
	02NE88TB006	SW8260B	Toluene	0.00011	0.0005	0.000098	mg/L	1	VJ
02NE88EB004		SW8260B	Toluene	0.00013	0.0005	0.000098	mg/L	1	VB
02NE88EB005		SW8260B	Toluene	0.00015	0.0005	0.000098	mg/L	1	VB
02NE88GW010		SW8260B	Toluene	0.0014	0.0005	0.000098	mg/L	1	--

Key:

- - result not qualified; sample result greater than 10 times the trip blank contamination.
- MDL - method detection limit
- MRL - method reporting limit
- VB - The analyte was detected in the associated blank and the sample indicating possible contamination
- VJ - The analyte was positively identified; the quantitation is an estimation.

Table 4 Summary of Primary, QC and QA Samples

Primary Sample	QC Sample	QA Samples	Parameters
02NE88SB039	02NE88SB239	02NE88SB339	BTEX, GRO, DRO, RRO, Cr, Pb, Zn, PAH SIM, PCBs, TOC
02NE88SB037	02NE88SB237	02NE88SB337	BTEX, GRO, DRO, RRO, Cr, Pb, Zn, PAH SIM, PCBs, TOC
02NE88SB036	02NE88SB236	02NE88SB336	BTEX, GRO, DRO, RRO, Cr, Pb, Zn, PAH SIM, PCBs, TOC
02NE88SB034	02NE88SB234	02NE88SB334	BTEX, GRO, DRO, RRO, Cr, Pb, Zn, PAH SIM, PCBs, TOC
02NE88SB006	02NE88SB206	02NE88SB306	BTEX, GRO, DRO, RRO, Cr, Pb, Zn, PAH SIM, PCBs, TOC
02NE88GW004	02NE88GW204	02NE88GW304	BTEX, GRO, DRO, RRO, Sulfate *, Alkalinity *, Ethane *, Ethene *, Methane *

Key:

- * - only primary and QC samples were tested for these parameters
- BTEX - benzene, toluene, ethylbenzene, xylenes
- Cr - chromium
- DRO - diesel range organics
- GRO - gasoline range organics
- PAH - polynuclear aromatic hydrocarbons
- Pb - lead
- PCBs - polychlorinated biphenyls
- QA - quality assurance
- QC - quality control
- RRO - residual range organics
- SIM - selected ion monitoring
- TOC - total organic carbon
- Zn - zinc

Table 5 Summary of Primary and QC Results

Method	Analyte	Primary Soil Sample 02NE88SB039	QC Soil Sample 02NE88SB239	Units	Agreement
AK101	Gasoline Range Organics	ND (4)	ND (4.2)	mg/Kg	Agree
AK102	Diesel Range Organics	ND (11)	ND (11)	mg/Kg	Agree
AK103	Residual Range Organics	ND (110)	5 VJ	mg/Kg	Agree *
E160.3M	Total Solids	91.6	90.2	PERCENT	Agree
SIM	Acenaphthene	ND (0.0055)	ND (0.0056)	mg/Kg	Agree
SIM	Acenaphthylene	ND (0.0055)	ND (0.0056)	mg/Kg	Agree
SIM	Anthracene	ND (0.0055)	ND (0.0056)	mg/Kg	Agree
SIM	Benzo(a)anthracene	ND (0.0055)	ND (0.0056)	mg/Kg	Agree
SIM	Benzo(a)pyrene	ND (0.0055)	ND (0.0056)	mg/Kg	Agree
SIM	Benzo(b)fluoranthene	0.00056 VJ	ND (0.0056)	mg/Kg	Agree
SIM	Benzo(g,h,i)perylene	ND (0.0055)	ND (0.0056)	mg/Kg	Agree
SIM	Benzo(k)fluoranthene	ND (0.0055)	ND (0.0056)	mg/Kg	Agree
SIM	Chrysene	0.00027 VJ	ND (0.0056)	mg/Kg	Agree
SIM	Dibenzo(a,h)anthracene	ND (0.0055)	ND (0.0056)	mg/Kg	Agree
SIM	Fluoranthene	0.00024 VJ	ND (0.0056)	mg/Kg	Agree
SIM	Fluorene	ND (0.0055)	ND (0.0056)	mg/Kg	Agree
SIM	Indeno(1,2,3-cd)pyrene	ND (0.0055)	ND (0.0056)	mg/Kg	Agree
SIM	Naphthalene	0.00072 VJ	0.00046 VJ	mg/Kg	Agree
SIM	Phenanthrene	0.00053 VJ	0.00048 VJ	mg/Kg	Agree
SIM	Pyrene	0.00021 VJ	0.00015 VJ	mg/Kg	Agree
SW6020	Chromium	9.09 VJ	7.71	mg/Kg	Agree
SW6020	Lead	31.4	31.2	mg/Kg	Agree
SW6020	Zinc	62.9	57	mg/Kg	Agree
SW8082	PCB-1016 (Aroclor 1016)	ND (0.11)	ND (0.11)	mg/Kg	Agree
SW8082	PCB-1221 (Aroclor 1221)	ND (0.22)	ND (0.22)	mg/Kg	Agree
SW8082	PCB-1232 (Aroclor 1232)	ND (0.11)	ND (0.11)	mg/Kg	Agree
SW8082	PCB-1242 (Aroclor 1242)	ND (0.11)	ND (0.11)	mg/Kg	Agree
SW8082	PCB-1248 (Aroclor 1248)	ND (0.11)	ND (0.11)	mg/Kg	Agree
SW8082	PCB-1254 (Aroclor 1254)	ND (0.11)	ND (0.11)	mg/Kg	Agree
SW8082	PCB-1260 (Aroclor 1260)	ND (0.11)	ND (0.11)	mg/Kg	Agree
SW8260B	Benzene	ND (0.016)	ND (0.019)	mg/Kg	Agree
SW8260B	Ethylbenzene	ND (0.038)	ND (0.046)	mg/Kg	Agree
SW8260B	o-Xylene	ND (0.038)	ND (0.046)	mg/Kg	Agree
SW8260B	Toluene	ND (0.038)	ND (0.046)	mg/Kg	Agree
SW8260B	Xylene, Isomers m & p	ND (0.038)	ND (0.046)	mg/Kg	Agree
SW9060	Total Organic Carbon (TOC)	0.07	0.08	PERCENT	Agree
		Primary Soil Sample 02NE88SB037	QC Soil Sample 02NE88SB237		Agree
AK101	Gasoline Range Organics	ND (4.1)	ND (4)	mg/Kg	Agree
AK102	Diesel Range Organics	ND (11)	ND (11)	mg/Kg	Agree
AK103	Residual Range Organics	13 VJ	5.6 VJ	mg/Kg	Agree
E160.3M	Total Solids	90.5	91.4	PERCENT	Agree
SIM	Acenaphthene	ND (0.0056)	ND (0.0055)	mg/Kg	Agree
SIM	Acenaphthylene	ND (0.0056)	ND (0.0055)	mg/Kg	Agree
SIM	Anthracene	ND (0.0056)	ND (0.0055)	mg/Kg	Agree
SIM	Benzo(a)anthracene	0.00017 VJ	ND (0.0055)	mg/Kg	Agree
SIM	Benzo(a)pyrene	ND (0.0056)	ND (0.0055)	mg/Kg	Agree
SIM	Benzo(b)fluoranthene	ND (0.0056)	ND (0.0055)	mg/Kg	Agree
SIM	Benzo(g,h,i)perylene	ND (0.0056)	ND (0.0055)	mg/Kg	Agree
SIM	Benzo(k)fluoranthene	ND (0.0056)	ND (0.0055)	mg/Kg	Agree
SIM	Chrysene	0.00036 VJ	0.00019 VJ	mg/Kg	Agree
SIM	Dibenzo(a,h)anthracene	ND (0.0056)	ND (0.0055)	mg/Kg	Agree
SIM	Fluoranthene	0.00073 VJ	ND (0.0055)	mg/Kg	Agree
SIM	Fluorene	ND (0.0056)	ND (0.0055)	mg/Kg	Agree
SIM	Indeno(1,2,3-cd)pyrene	ND (0.0056)	ND (0.0055)	mg/Kg	Agree

Table 5 Summary of Primary and QC Results

Method	Analyte	Primary Soil Sample 02NE88SB039	QC Soil Sample 02NE88SB239	Units	Agreement
SIM	Naphthalene	0.00092 VJ	0.00048 VJ	mg/Kg	Agree
SIM	Phenanthrene	0.0012 VJ	0.00056 VJ	mg/Kg	Agree
SIM	Pyrene	0.00044 VJ	ND (0.0055)	mg/Kg	Agree
SW6020	Chromium	7.26	8.11	mg/Kg	Agree
SW6020	Lead	30.5	33.7	mg/Kg	Agree
SW6020	Zinc	69.8	69.1	mg/Kg	Agree
SW8082	PCB-1016 (Aroclor 1016)	ND (0.11)	ND (0.11)	mg/Kg	Agree
SW8082	PCB-1221 (Aroclor 1221)	ND (0.22)	ND (0.22)	mg/Kg	Agree
SW8082	PCB-1232 (Aroclor 1232)	ND (0.11)	ND (0.11)	mg/Kg	Agree
SW8082	PCB-1242 (Aroclor 1242)	ND (0.11)	ND (0.11)	mg/Kg	Agree
SW8082	PCB-1248 (Aroclor 1248)	ND (0.11)	ND (0.11)	mg/Kg	Agree
SW8082	PCB-1254 (Aroclor 1254)	ND (0.11)	ND (0.11)	mg/Kg	Agree
SW8082	PCB-1260 (Aroclor 1260)	ND (0.11)	ND (0.11)	mg/Kg	Agree
SW8260B	Benzene	ND (0.019)	ND (0.017)	mg/Kg	Agree
SW8260B	Ethylbenzene	ND (0.047)	ND (0.041)	mg/Kg	Agree
SW8260B	o-Xylene	ND (0.047)	ND (0.041)	mg/Kg	Agree
SW8260B	Toluene	ND (0.047)	ND (0.041)	mg/Kg	Agree
SW8260B	Xylene, Isomers m & p	ND (0.047)	ND (0.041)	mg/Kg	Agree
SW9060	Total Organic Carbon (TOC)	0.1	0.09	PERCENT	Agree
		Primary Soil Sample 02NE88SB036	QC Soil Sample 02NE88SB236		Agree
AK101	Gasoline Range Organics	170 VHB	88 VHB	mg/Kg	Agree
AK102	Diesel Range Organics	4000 VJ	13000	mg/Kg	Agree
AK103	Residual Range Organics	220	180	mg/Kg	Agree
E160.3M	Total Solids	79.6	91.3	PERCENT	Agree
SIM	Acenaphthene	0.13 VJ	0.25	mg/Kg	Agree
SIM	Acenaphthylene	ND (0.0063)	ND (0.0055)	mg/Kg	Agree
SIM	Anthracene	0.0039 VJ	0.013	mg/Kg	Agree
SIM	Benzo(a)anthracene	0.00021 VJ	0.001 VJ	mg/Kg	Agree *
SIM	Benzo(a)pyrene	ND (0.0063)	ND (0.0055)	mg/Kg	Agree
SIM	Benzo(b)fluoranthene	0.00056 VJ	0.0016 VJ	mg/Kg	Agree
SIM	Benzo(g,h,i)perylene	0.00031 VJ	0.00034 VJ	mg/Kg	Agree
SIM	Benzo(k)fluoranthene	ND (0.0063)	ND (0.0055)	mg/Kg	Agree
SIM	Chrysene	0.0014 VJ	0.0021 VJ	mg/Kg	Agree
SIM	Dibenzo(a,h)anthracene	ND (0.0063)	ND (0.0055)	mg/Kg	Agree
SIM	Fluoranthene	0.00097 VJ	0.0027 VJ	mg/Kg	Agree
SIM	Fluorene	0.38 VJ	0.74	mg/Kg	Agree
SIM	Indeno(1,2,3-cd)pyrene	ND (0.0063)	0.00019 VJ	mg/Kg	Agree
SIM	Naphthalene	6.9 VJ	23	mg/Kg	Agree
SIM	Phenanthrene	0.14 VJ	0.44	mg/Kg	Agree
SIM	Pyrene	0.002 VJ	0.005 VJ	mg/Kg	Agree
SW6020	Chromium	16.7 VJ	9.64	mg/Kg	Agree
SW6020	Lead	21.1 VJ	12.6	mg/Kg	Agree
SW6020	Zinc	57.5 VJ	31.9	mg/Kg	Agree
SW8082	PCB-1016 (Aroclor 1016)	ND (0.13)	ND (0.11)	mg/Kg	Agree
SW8082	PCB-1221 (Aroclor 1221)	ND (0.25)	ND (0.22)	mg/Kg	Agree
SW8082	PCB-1232 (Aroclor 1232)	ND (0.13)	ND (0.11)	mg/Kg	Agree
SW8082	PCB-1242 (Aroclor 1242)	ND (0.13)	ND (0.11)	mg/Kg	Agree
SW8082	PCB-1248 (Aroclor 1248)	ND (0.13)	ND (0.11)	mg/Kg	Agree
SW8082	PCB-1254 (Aroclor 1254)	ND (0.13)	ND (0.11)	mg/Kg	Agree
SW8082	PCB-1260 (Aroclor 1260)	0.033 VJ	0.059 VJ	mg/Kg	Agree
SW8260B	Benzene	0.062 VJ	0.023	mg/Kg	Agree
SW8260B	Ethylbenzene	2.2 VJ	0.66	mg/Kg	Agree
SW8260B	o-Xylene	1.3 VJ	0.58	mg/Kg	Agree
SW8260B	Toluene	0.041	0.022 VJ	mg/Kg	Agree
SW8260B	Xylene, Isomers m & p	4.4 VJ	1.5	mg/Kg	Agree
SW9060	Total Organic Carbon (TOC)	0.81 VJ	0.48	PERCENT	Agree

Table 5 Summary of Primary and QC Results

Method	Analyte	Primary Soil Sample 02NE88SB039	QC Soil Sample 02NE88SB239	Units	Agreement
		Primary Soil Sample 02NE88SB034	QC Soil Sample 02NE88SB234		Agree
AK101	Gasoline Range Organics	140 VHB	110 VHB	mg/Kg	Agree
AK102	Diesel Range Organics	4300	3100	mg/Kg	Agree
AK103	Residual Range Organics	110 VJ	54 VJ	mg/Kg	Agree
E160.3M	Total Solids	89.3	91.2	PERCENT	Agree
SIM	Acenaphthene	0.11	0.089	mg/Kg	Agree
SIM	Acenaphthylene	ND (0.0056)	ND (0.0055)	mg/Kg	Agree
SIM	Anthracene	0.0041 VJ	0.0033 VJ	mg/Kg	Agree
SIM	Benzo(a)anthracene	0.00043 VJ	0.00021 VJ	mg/Kg	Agree
SIM	Benzo(a)pyrene	0.00025 VJ	ND (0.0055)	mg/Kg	Agree
SIM	Benzo(b)fluoranthene	0.0038 VJ	0.00041 VJ	mg/Kg	Agree
SIM	Benzo(g,h,i)perylene	0.00041 VJ	ND (0.0055)	mg/Kg	Agree
SIM	Benzo(k)fluoranthene	0.0036 VJ	ND (0.0055)	mg/Kg	Agree
SIM	Chrysene	0.0013 VJ	0.00091 VJ	mg/Kg	Agree
SIM	Dibenzo(a,h)anthracene	0.00026 VJ	0.00031 VJ	mg/Kg	Agree
SIM	Fluoranthene	0.001 VJ	0.00079 VJ	mg/Kg	Agree
SIM	Fluorene	0.24	0.2	mg/Kg	Agree
SIM	Indeno(1,2,3-cd)pyrene	0.00034 VJ	ND (0.0055)	mg/Kg	Agree
SIM	Naphthalene	3.6	3.8	mg/Kg	Agree
SIM	Phenanthrene	0.11	0.091	mg/Kg	Agree
SIM	Pyrene	0.0024 VJ	0.0018 VJ	mg/Kg	Agree
SW6020	Chromium	8.31	10.8	mg/Kg	Agree
SW6020	Lead	15	15.3	mg/Kg	Agree
SW6020	Zinc	31.8	40.2	mg/Kg	Agree
SW8082	PCB-1016 (Aroclor 1016)	ND (0.12)	ND (0.11)	mg/Kg	Agree
SW8082	PCB-1221 (Aroclor 1221)	ND (0.23)	ND (0.22)	mg/Kg	Agree
SW8082	PCB-1232 (Aroclor 1232)	ND (0.12)	ND (0.11)	mg/Kg	Agree
SW8082	PCB-1242 (Aroclor 1242)	ND (0.12)	ND (0.11)	mg/Kg	Agree
SW8082	PCB-1248 (Aroclor 1248)	ND (0.12)	ND (0.11)	mg/Kg	Agree
SW8082	PCB-1254 (Aroclor 1254)	ND (0.12)	ND (0.11)	mg/Kg	Agree
SW8082	PCB-1260 (Aroclor 1260)	ND (0.12)	ND (0.11)	mg/Kg	Agree
SW8260B	Benzene	ND (0.012)	ND (0.012)	mg/Kg	Agree
SW8260B	Ethylbenzene	0.94 VHB	0.83 VHB	mg/Kg	Agree
SW8260B	o-Xylene	0.34 VHB	0.27 VHB	mg/Kg	Agree
SW8260B	Toluene	ND (0.023)	ND (0.025)	mg/Kg	Agree
SW8260B	Xylene, Isomers m & p	3 VHB	2.8 VHB	mg/Kg	Agree
SW9060	Total Organic Carbon (TOC)	0.33 VJ	0.19	PERCENT	Agree
		Primary Soil Sample 02NE88SB006	QC Soil Sample 02NE88SB206		Agree
AK101	Gasoline Range Organics	51	41	mg/Kg	Agree
AK102	Diesel Range Organics	3700	2900	mg/Kg	Agree
AK103	Residual Range Organics	24 VJ	23 VJ	mg/Kg	Agree
D4129	Total Organic Carbon (TOC)	0.16	0.15	PERCENT	Agree
E160.3M	Total Solids	91.7	90.6	PERCENT	Agree
SIM	Acenaphthene	0.15	0.13	mg/Kg	Agree
SIM	Acenaphthylene	ND (0.0055)	ND (0.0056)	mg/Kg	Agree
SIM	Anthracene	0.034	0.029	mg/Kg	Agree
SIM	Benzo(a)anthracene	0.0011 VJ	0.0011 VJ	mg/Kg	Agree
SIM	Benzo(a)pyrene	ND (0.0055)	ND (0.0056)	mg/Kg	Agree
SIM	Benzo(b)fluoranthene	0.00074 VJ	ND (0.0056)	mg/Kg	Agree
SIM	Benzo(g,h,i)perylene	ND (0.0055)	ND (0.0056)	mg/Kg	Agree
SIM	Benzo(k)fluoranthene	ND (0.0055)	ND (0.0056)	mg/Kg	Agree
SIM	Chrysene	0.0027 VJ	0.0027 VJ	mg/Kg	Agree
SIM	Dibenzo(a,h)anthracene	ND (0.0055)	ND (0.0056)	mg/Kg	Agree
SIM	Fluoranthene	0.0041 VJ	0.004 VJ	mg/Kg	Agree

Table 5 Summary of Primary and QC Results

Method	Analyte	Primary Soil Sample 02NE88SB039	QC Soil Sample 02NE88SB239	Units	Agreement
SIM	Fluorene	0.36	0.33	mg/Kg	Agree
SIM	Indeno(1,2,3-cd)pyrene	ND (0.0055)	ND (0.0056)	mg/Kg	Agree
SIM	Naphthalene	1.5	1	mg/Kg	Agree
SIM	Phenanthrene	0.46	0.43	mg/Kg	Agree
SIM	Pyrene	0.011	0.01	mg/Kg	Agree
SW6020	Chromium	13.1	10.8	mg/Kg	Agree
SW6020	Lead	26.2 VJ	61.1	mg/Kg	Agree
SW6020	Zinc	52.8	55.9	mg/Kg	Agree
SW8082	PCB-1016 (Aroclor 1016)	ND (0.11)	ND (0.11)	mg/Kg	Agree
SW8082	PCB-1221 (Aroclor 1221)	ND (0.22)	ND (0.22)	mg/Kg	Agree
SW8082	PCB-1232 (Aroclor 1232)	ND (0.11)	ND (0.11)	mg/Kg	Agree
SW8082	PCB-1242 (Aroclor 1242)	ND (0.11)	ND (0.11)	mg/Kg	Agree
SW8082	PCB-1248 (Aroclor 1248)	ND (0.11)	ND (0.11)	mg/Kg	Agree
SW8082	PCB-1254 (Aroclor 1254)	ND (0.11)	ND (0.11)	mg/Kg	Agree
SW8082	PCB-1260 (Aroclor 1260)	ND (0.11)	ND (0.11)	mg/Kg	Agree
SW8260B	Benzene	ND (0.021)	ND (0.021)	mg/Kg	Agree
SW8260B	Ethylbenzene	0.34 VJ	0.092	mg/Kg	Agree
SW8260B	o-Xylene	ND (0.051)	ND (0.053)	mg/Kg	Agree
SW8260B	Toluene	ND (0.051)	ND (0.053)	mg/Kg	Agree
SW8260B	Xylene, Isomers m & p	0.31 VJ	0.094	mg/Kg	Agree
		Primary Water Sample 02NE88GW004	QC Water Sample 02NE88GW204		Agreement
AK101	Gasoline Range Organics	1.2	1.2	mg/L	Agree
AK102	Diesel Range Organics	72	56	mg/L	Agree
AK103	Residual Range Organics	1.9	1.3	mg/L	Agree
E300.0	Sulfate	1.4	0.9	mg/L	Agree
E310.1	Alkalinity, Total	258	273	mg/L	Agree
RSK175	Ethane	ND (0.0005)	ND (0.0005)	mg/L	Agree
RSK175	Ethene	ND (0.0015)	ND (0.0015)	mg/L	Agree
RSK175	Methane	1.7	1.8	mg/L	Agree
SW8260B	Benzene	0.03	0.03	mg/L	Agree
SW8260B	Ethylbenzene	0.12	0.12	mg/L	Agree
SW8260B	o-Xylene	0.007	0.0075	mg/L	Agree
SW8260B	Toluene	0.0032	0.0033	mg/L	Agree
SW8260B	Xylene, Isomers m & p	0.085	0.083	mg/L	Agree

Key:

(xxx) - MRL for analyte and sample

- Sample results not qualified based on disagreement when results were
* reported between the MRL and MDL.

AK - Alaska Method

E - Environmental Protection Agency Method

MDL - method detection limit

mg/Kg - milligrams per kilogram

mg/L - milligrams per liter

MRL - method reporting limit

ND - not detected

SW - Solid Waste Method

VJ - estimated value

Table 6
Agreement Criteria

Matrix	Parameter	Disagreement	Major Disagreement
All	All	>5x difference when one result is < MDL	>10x difference when one result is <MDL
All	All	>3x difference when one result is <RL	>5x difference when one result is <RL
Water	All	>2x difference	>3x difference
Soil	All except metals, VOC, BTEX,GRO	>4x difference	>5x difference
Soil	Metals	>2x difference	>3x difference
Soil	VOC, BTEX,GRO	Arbitrary(suggest >5x difference)	Arbitrary(suggest >10X difference)

Table 7 Summary of Surrogates Outside of Acceptance Limits

Sample ID	Method	Surrogate	Analyte	Result	MRL	Units	Limits	Dilution	Qualifier
02NE88SB007	AK103	n-triacontane		194		percent	50-150	10	--
	SIM	Fluorene-d10		110		percent	43 -98	1	
			Acenaphthene	0.29	0.034	mg/Kg			VHB
			Anthracene	0.026	0.034	mg/Kg			VHB
			Benzo(b)fluoranthene	0.0044	0.034	mg/Kg			VHB
			Benzo(g,h,i)perylene	0.00094	0.034	mg/Kg			VHB
			Chrysene	0.0033	0.034	mg/Kg			VHB
			Fluoranthene	0.0042	0.034	mg/Kg			VHB
			Fluorene	0.8	0.034	mg/Kg			VHB
			Naphthalene	5.9	0.034	mg/Kg			VHB
			Phenanthrene	0.59	0.034	mg/Kg			VHB
			Pyrene	0.01	0.034	mg/Kg			VHB
02NE88SB008	AK101	4-Bromofluorobenzene		152		percent	50 -150	1	
		Gasoline Range Organics		54	3.5	mg/Kg			VHB
02NE88SB011	AK101	4-Bromofluorobenzene		247		percent	50 -150	1	
		Gasoline Range Organics		130	3.3	mg/Kg			VHB
02NE88SB012	AK101	4-Bromofluorobenzene		202		percent	50 -150	1	
		Gasoline Range Organics		83	3	mg/Kg			VHB
02NE88SB013	AK101	4-Bromofluorobenzene		284		percent	50 -150	1	
		Gasoline Range Organics		140	2.9	mg/Kg			VHB
02NE88SB014	AK101	4-Bromofluorobenzene		270		percent	50 -150	1	
		Gasoline Range Organics		130	2.4	mg/Kg			VHB
02NE88SB015	AK101	4-Bromofluorobenzene		187		percent	50 -150	1	
		Gasoline Range Organics		68	4.5	mg/Kg			VHB
02NE88SB016	AK101	4-Bromofluorobenzene		164		percent	50 -150	1	
		Gasoline Range Organics		73	4.7	mg/Kg			VHB
02NE88SB021	AK101	4-Bromofluorobenzene		49		percent	50 -150	1	
		Gasoline Range Organics		70	9	mg/Kg			VLB
02NE88SB022	AK103	n-triacontane		169		percent	50 -150		
	AK101	4-Bromofluorobenzene		48		percent	50 -150	1	
		Gasoline Range Organics		99	8.1	mg/Kg			VLB
	AK102	o-Terphenyl		202		percent	50-150	10	--
	AK103	n-triacontane		194		percent	50-150	10	--
	SIM	Fluorene-d10		149		percent	43 -98	1	
			Acenaphthene	2.6	0.14	mg/Kg			VHB
			Anthracene	0.3	0.14	mg/Kg			VHB
			Benzo(a)anthracene	0.006	0.14	mg/Kg			VHB
			Benzo(b)fluoranthene	0.016	0.14	mg/Kg			VHB
Fluoranthene			0.048	0.14	mg/Kg			VHB	
Fluorene	6.9	0.14	mg/Kg			VHB			
Naphthalene	81	2.7	mg/Kg			10	--		
Phenanthrene	5.5	0.14	mg/Kg				VHB		
Pyrene	0.12	0.14	mg/Kg				VHB *		
02NE88SB027	AK101	4-Bromofluorobenzene		279		percent	50 -150	1	
		Gasoline Range Organics		220	5.4	mg/Kg			VHB
SIM	Fluorene-d10		135		percent	43 -98	5		
		Acenaphthene	1.3	0.031	mg/Kg			VHB	
		Anthracene	0.12	0.031	mg/Kg			VHB	
		Benzo(a)anthracene	0.012	0.031	mg/Kg			VHB	
		Benzo(a)pyrene	0.0032	0.031	mg/Kg			VHB	
		Benzo(b)fluoranthene	0.007	0.031	mg/Kg			VHB	
		Benzo(g,h,i)perylene	0.0016	0.031	mg/Kg			VHB	
		Benzo(k)fluoranthene	0.0033	0.031	mg/Kg			VHB	
		Chrysene	0.024	0.031	mg/Kg			VHB	
		Fluoranthene	0.033	0.031	mg/Kg			VHB	
		Fluorene	3.9	0.031	mg/Kg			VHB	
		Indeno(1,2,3-cd)pyrene	0.0018	0.031	mg/Kg			VHB	
		Naphthalene	79	3.1	mg/Kg			VHB	
		Phenanthrene	2.7	0.031	mg/Kg			VHB	
		Pyrene	0.06	0.031	mg/Kg			VHB	
		02NE88SB031	AK101	4-Bromofluorobenzene		195		percent	50 -150
		Gasoline Range Organics		110	4	mg/Kg			VHB
SIM	Fluorene-d10		156		percent	43-98	10		
								--	
02NE88SB032	AK101	4-Bromofluorobenzene		166		percent	50 -150	1	
SIM	Fluoranthene-d10		60	4.5	mg/Kg			VHB	
		Fluorene-d10		38		percent	52 -108	1	
				39		percent	43 -98	1	
		Terphenyl-d14		40		percent	61 -122	1	
			Acenaphthene	0.11	0.0054	mg/Kg			VLB
			Acenaphthylene	ND	0.0054	mg/Kg			VQQ
			Anthracene	0.011	0.0054	mg/Kg			VLB
			Benzo(a)anthracene	0.00037	0.0054	mg/Kg			VLB
			Benzo(a)pyrene	ND	0.0054	mg/Kg			VQQ

Table 7 Summary of Surrogates Outside of Acceptance Limits

Sample ID	Method	Surrogate	Analyte	Result	MRL	Units	Limits	Dilution	Qualifier
02NE88SB032	SIM		Benzo(b)fluoranthene	0.00042	0.0054	mg/Kg			VLB
			Benzo(g,h,i)perylene	ND	0.0054	mg/Kg			VQQ
			Benzo(k)fluoranthene	ND	0.0054	mg/Kg			VQQ
			Chrysene	0.00094	0.0054	mg/Kg			VLB
			Dibenzo(a,h)anthracene	ND	0.0054	mg/Kg			VQQ
			Fluoranthene	0.0017	0.0054	mg/Kg			VLB
			Fluorene	0.47	0.0054	mg/Kg			VLB
			Indeno(1,2,3-cd)pyrene	ND	0.0054	mg/Kg			VQQ
			Naphthalene	0.9	0.0054	mg/Kg			VLB
			Phenanthrene	0.27	0.0054	mg/Kg			VLB
		Pyrene	0.0035	0.0054	mg/Kg			VLB	
02NE88SB033	AK101	4-Bromofluorobenzene		213		percent	50 -150	1	
			Gasoline Range Organics	130	2.6	mg/Kg			VHB
	SW8260B	4-Bromofluorobenzene		160		percent	40 -153	1	
			Ethylbenzene	1.2	0.021	mg/Kg			VHB
			Toluene	0.05	0.021	mg/Kg			VHB
			Xylene, Isomers m & p	4	0.022	mg/Kg			VHB
		o-Xylene	1.5	0.021	mg/Kg			VHB	
02NE88SB034	AK101	4-Bromofluorobenzene		251		percent	50 -150	1	
			Gasoline Range Organics	140	3	mg/Kg			VHB
	SW8260B	4-Bromofluorobenzene		221		percent	40 -153	1	
			Ethylbenzene	0.94	0.023	mg/Kg			VHB
			Xylene, Isomers m & p	3	0.023	mg/Kg			VHB
			o-Xylene	0.34	0.023	mg/Kg			VHB
02NE88SB234	AK101	4-Bromofluorobenzene		247		percent	50 -150	1	
			Gasoline Range Organics	110	2.3	mg/Kg			VHB
	SW8260B	4-Bromofluorobenzene		225		percent	40 -153	1	
			Ethylbenzene	0.83	0.025	mg/Kg			VHB
			Xylene, Isomers m & p	2.8	0.025	mg/Kg			VHB
			o-Xylene	0.27	0.025	mg/Kg			VHB
02NE88SB035	AK101	4-Bromofluorobenzene		243		percent	50 -150	1	
			Gasoline Range Organics	100	2.5	mg/Kg			VHB
	SW8260B	4-Bromofluorobenzene		222		percent	40 -153	1	
			Benzene	0.018	0.012	mg/Kg			VHB
			Ethylbenzene	1.1	0.025	mg/Kg			VHB
			Toluene	0.018	0.025	mg/Kg			VHB
		Xylene, Isomers m & p	0.95	0.025	mg/Kg			VHB	
		o-Xylene	0.019	0.025	mg/Kg			VHB	
02NE88SB036	AK101	4-Bromofluorobenzene		173		percent	50 -150	1	
			Gasoline Range Organics	170	3.3	mg/Kg			VHB
02NE88SB236	AK101	4-Bromofluorobenzene		161		percent	50 -150	1	
			Gasoline Range Organics	88	2.5	mg/Kg			VHB
02NE88SB037	AK101	4-Bromofluorobenzene		157		percent	50 -150	1	
			Gasoline Range Organics	ND	4.1	mg/Kg			-
02NE88SB237	AK101	4-Bromofluorobenzene		167		percent	50 -150	1	
			Gasoline Range Organics	ND	4	mg/Kg			-

Key

- - results not qualified when surrogate above criteria and sample did not contain detectable amount of analyte.
- results not qualified when dilution is greater than 5.
- * Result reported between the MRL and MDL. The final qualifier is VJ.
- MDL - method detection limit
- mg/Kg - milligram per kilogram
- MRL - method reporting limit
- ND - not detected
- VHB - Result estimated with a high bias
- VJ - Result estimated
- VLB - Result estimated with a low bias

APPENDIX G

USACE Trip Report – Biological Sampling



MWH



REPLY TO
ATTENTION OF:

DEPARTMENT OF THE ARMY
U.S. ARMY ENGINEER DISTRICT, ALASKA
P.O. BOX 898
ANCHORAGE, ALASKA 99506-0898

CEPOA-EN-CW-ER (1105-2-10b)

MEMORANDUM FOR RECORD: Final Draft printed, 6 September 2001.

SUBJECT: Northeast Cape, Saint Lawrence Island fish data collection report, August 18 through August 22, 2001.

Introduction

A formally used defense site (FUDS) is located near the Northeast Cape of Saint Lawrence Island, Alaska. The site was abandoned in 1972 and a clean up of the facility is currently underway. Fuel spills were known to exist during the facility's operation and contamination from the spills and other sources may have contaminated fish resources in the Suqitughneq River drainage that originates at the site. The purpose of this field effort was to collect fish samples for human-risk analysis in accordance with the biological sampling plan (BSP). Anadromous Dolly Varden (*Salvelinus malma*), pink salmon (*Onchorhynchus gorbuscha*) and Alaska blackfish (*Dallia pectoralis*) were the target species.

Survey Location

Locations of capture attempts were the Suqitughneq River, Tapisaghak River and the outlet of the Seepanpak Lagoon, Northeast Cape, Saint Lawrence Island, Alaska. The latitude and longitude of each data collection point is listed.

Schedule

The data collection took place between 17 August and 22 August, 2001.

Methods

Dolly Varden and Alaska blackfish were captured in baited hoop nets and minnow traps, and with gillnets. The traps were baited with salmon eggs preserved with a mixture of laundry borax, non-iodized table salt, sugar, and strawberry flavored jello. The salmon eggs used to bait the hoop nets were placed in a container designed to release scent and the fish captured in the hoop nets were not directly exposed to the bait. The blackfish captured in the minnow traps were directly exposed to the bait and could have ingested it while in the traps. Traps were soaked for approximately 24 hours.

Capture with sport gear was attempted, but no fish were caught with sport tackle.

Results and Discussion

Dolly Varden and Alaska blackfish were caught as in the below table (Table 1). Only the fish listed in table 2 were retained. All others were released.

Table C-1 Target Species Caught During the Survey

Date	Location	Trap #	N Lat.	W Lon.	Gear	Dolly Varden		Blackfish		Pink Salmon
						Num	mm	Num	mm	Num
18 Aug 01	Suqi River	1	63 18 45.0	168 56 38.2	HN	23	118- 208	0		
	Suqi River	2	63 18 50.6	168 56 59.9	HN	2	146- 207	0		
	Suqi River	3	63 18 52.9	168 56 59.9	HN	1	232	0		
	Suqi River	4	63 19 21.0	168 58 26.8	HN	0		0		
	Suqi Lagoon	5	63 19 36.4	168 57 54.4	HN	0		0		
	Suqi Lagoon	6	63 20 03.6	168 56 45.6	HN	0		0		
	Suqi Ditch	1	63 18 40.5	168 57 42.0	MT	0		0		
	Suqi Ditch	2	63 18 41.4	168 57 46.0	MT	0		0		
	Suqi Ditch	3	63 18 42.6	168 57 50.2	MT			0		
	Suqi Ditch	4	63 18 49.1	168 57 46.6	MT			3	125- 137	
	Suqi Ditch	5	63 18 50.4	168 57 45.6	MT			6	117- 210	
	Suqi Ditch	6	63 18 50.9	168 57 45.9	MT	0		3	118- 134	
19 Aug 01	Suqi River	1-A	63 18 46.1	168 56 41.6	HN	15	82-174	1	62	
	Suqi River	2-A	63 18 50.3	168 57 02.4	HN	28	98-285	0		
	Suqi River	3-A	63 18 52.9	168 57 32.5	HN	0		0		
	Suqi Lagoon	5-A	63 19 36.4	168 57 54.4	HN	1	153	0		
	Suqi Lagoon	6-A	63 20 03.6	168 56 45.6	HN	0		0		
	Suqi Lagoon	7	63 20 01.4	168 56 50.2	HN	0		0		
	Suqi Ditch	1-a	63 18 42.6	168 57 50.2	MT	0		0		
	Suqi Ditch	2-a	63 18 42.6	168 57 50.2	MT	0		0		

Table C-1 (cont.) Target Species Caught During the Survey

Date	Location	Trap #	N Lat.	W Lon.	Gear	Dolly Varden		Blackfish		Pink Salmon
						Num	mm	Num	mm	Num
	Suqi Ditch	3-a	63 18 49.1	168 57 46.6	MT	0		0		
	Suqi Ditch	4_a	63 18 49.1	168 57 46.6	MT	0		2	110- 125	
	Suqi Ditch	5-a	63 18 50.4	168 57 45.6	MT	0		11	107- 152	
	Suqi Ditch	6-a	63 18 50.9	168 57 45.9	MT	0				
20 Aug 01	Suqi River	1-B	63 18 45.0	168 56 38.2	HN	51	82-218	0		
	Suqi River	2-B	63 18 50.3	168 57 02.4	HN	21	87-222	0		
	Suqi River	3-B	63 18 53.3	168 57 25.8	HN	4	190- 306	0		
	Tap River	4-B	63 18 57.7	168 50 51.7	HN	0		0		
	Tap River	5_b	63 18 57.7	168 50 51.7	HN	0		0		
	Tap River	6-B	63 18 52.0	168 51 174.9	HN	0		0		
	Suqi Ditch	1-b	63 18 53.4	168 57 44.1	MT	3	137- 155	16	82-150	
	Suqi Ditch	2-b	63 18 53.4	168 57 44.1	MT					
	Suqi Ditch	3-b	63 18 53.4	168 57 44.1	MT					
	Suqi Ditch	4-b	63 18 53.4	168 57 44.1	MT					
	Suqi Ditch	5-b	63 18 53.4	168 57 44.1	MT					
	Suqi Ditch	6-b	63 18 53.4	168 57 44.1	MT					
	Suqi Lagoon	1	63 19 35.7	168 57 51.4	GN	3	455- 480			
	Tap Lagoon	1	63 18 59.5	168 50 49.0	GN	0		0		4
21 Aug 01	Suqi River	3-C	63 18 53.3	168 57 25.8	HN	0		0		
	Suqi River	8-C	63 18 52.4	168 57 21.5	HN	2	124- 213	2	132- 148	
	Suqi Lagoon	1	63 19	168 57 51.4	GN	8	415-	0		

Table C-1 (cont.) Target Species Caught During the Survey

Date	Location	Trap #	N Lat.	W Lon.	Gear	Dolly Varden		Blackfish		Pink Salmon
						Num	mm	Num	mm	Num
			35.7				477			
	<i>Tap Lagoon</i>	<i>1</i>	<i>63 18</i> <i>59.5</i>	<i>168 50 49.0</i>	<i>GN</i>	<i>4</i>	<i>420-</i> <i>464</i>	<i>0</i>		<i>3</i>
	<i>Seep Lagoon</i>	<i>1</i>	<i>63 20</i> <i>42.7</i>	<i>169 16 12.1</i>	<i>GN</i>	<i>0</i>		<i>0</i>		<i>1</i>
<i>22 Aug 01</i>	<i>Suqi Lagoon</i>	<i>1</i>	<i>63 19</i> <i>35.7</i>	<i>168 57 51.4</i>	<i>GN</i>	<i>8</i>	<i>420-</i> <i>520</i>	<i>0</i>		<i>0</i>

Suqi = Refers to locations within the Suqitughneq River drainage.

Tap Lagoon = Tapisaghak River Lagoon.

Seep Lagoon = Seepanpak Lagoon

**Table C-2 Fish from Table 1 that were Retained for Analysis
(all others in Table 1 were released).**

Date	Location	Dolly Varden		Blackfish		Pink Salmon		
		Length ^a	Wt. (g)	Length ^a	Wt. (g) ^b	Length ^a	Wt. (g)	
18 Aug	Suqi River			125	415			
	Suqi River			137				
	Suqi River			210				
	Suqi River			135				
	Suqi River			138				
	Suqi River			139				
	Suqi River			122				
	Suqi River			117				
	Suqi River			134				
	Suqi River			128				
	Suqi River			118				
19 Aug	Suqi River	285	200	125		280		
	Suqi River	254	170	110				
	Suqi River	208	80	138				
	Suqi River	240	125	140				
	Suqi River	218	100	122				
	Suqi River	215	90	131				
	Suqi River			125				
	Suqi River			152				
	Suqi River			110				
	Suqi River			125				
	Suqi River			45				
	Suqi River			107				
	Suqi River			145				
20 Aug	Suqi River	306	300	128	660	470	980	
	Suqi River	455	800	12			445	880
	Suqi River	470	1100	119			463	1140
	Suqi River	480	1090	124				
	Suqi River			128				
	Suqi River			110				
	Suqi River			117				
	Suqi River			133				
	Suqi River			129				
	Suqi River			102				
	Suqi River			142				
	Suqi River			118				
	Suqi River			140				
	Suqi River			128				
	Suqi River			122				
	Suqi River			120				

**Table C-2 (cont.) Fish from Table 1 that were Retained for Analysis
(all others in Table 1 were released).**

Date	Location	Dolly Varden		Blackfish		Pink Salmon		
		Length ^a	Wt. (g)	Length ^a	Wt. (g) ^b	Length ^a	Wt. (g)	
	Suqi River			124	660			
	Suqi River			112				
	Suqi River			116				
	Suqi River			135				
	Suqi River			135				
	Suqi River			128				
	Suqi River			135				
	Suqi River			112				
	Suqi River			150				
	Suqi River			125				
	Suqi River			138				
	Suqi River			135				
	Suqi River			110				
	Suqi River			119				
	Suqi River			108				
	Suqi River			82				
21 Aug	Suqi River	455	980					
	Suqi River	505	1220					
	Suqi River	450	930					
	Suqi River	415	640					
	Suqi River	445	780					
	Suqi River	477	950					
	Suqi River	448	900					
	Suqi River	420	740					
	Tap River	465	980					
	Tap River	460	860					
	Tap River	490	1240					
22 Aug	Suqi River	450	860					
	Suqi River	440	900					
	Suqi River	420	780					
	Suqi River	480	1090					
	Suqi River	520	1320					
	Suqi River	445	830					
	Suqi River	430	680					
	Suqi River	480	1170					

- a. Length is from tip of snout to fork of tail in millimeters for comparison between species (a statistical, mid-eye-to-fork-of-tail measurement was also taken, but not reported).
- b. Composite live weight.

Table C-3 Summary of Sample Goals

Drainage	Dolly Varden		Blackfish		Pink Salmon	
	Goal	Retained	Goal	Retained	Goal	Retained
Suqi River	10	10	300 grams ^a	1,355 grams ^a	2	0
Tap River	6	3	0	0	2	3
Additional Suqi River Samples	9	9	0	0	0	0
Suqi River Resident Fish Samples	0	8	N/A	N/A	N/A	N/A
Total	25	30	300	1,355	4	3

a – Live weight.

Note: Anadromous Dolly Varden of subsistence harvest size was preferred for analysis. Resident fish were retained for possible contaminant comparison.

The BSP called for sample weights of heads, filets, and roe of 100 grams from anadromous Dolly Varden of a size (approximately 7 + inches) that might typically be retained for human consumption. Recommended sample sizes and weights of Dolly Varden and Alaska blackfish from the Suqitughneq River were met, but the background sample size from the Tapisaghak River was short by three fish.

There is no known discharge data available from the Tapisaghak River, but during this survey it was approximately 30 feet wide and one foot deep when it is contained in one channel. The river appeared to be at normal stage and the water was exceptionally clear. The mouths of all lagoons at Northeast Cape, except perhaps the Seepanpak Lagoon, appear to berm with surf-deposited, sand and gravel during periods of brisk northerly winds. The Seepanpak Lagoon is reported to berm over, but it was open during our visits. The Tapisaghak River and Suqitughneq River lagoons were bermed during the survey, and it was not possible for fresh fish to enter the lagoons from the Bering Sea. Prior to the breaching of the Tapisaghak River berm, only one pink salmon was seen in the lagoon during several visits when we attempted to capture fish with hoop nets and sport tackle. We caught late-run pink salmon and Dolly Varden in the lower lagoon with a gillnet after the berm was breached and fresh fish entered the lagoon, but because of time and weather, only one gillnet set was possible after the berm was breached.

The Tapisaghak River (3.8 miles east of the Suqitughneq River) appears to support a reasonable sized run of pink salmon judged by the few hundred pink salmon estimated spawning up to about 3 miles upstream from the lagoon. The river is braided in places and shows definite signs of scouring, but it is probable that during an even-numbered year, even more pink salmon would spawn in this stream. Pink salmon are of questionable value for this study because of their short resident time in freshwater as fry, but three adult pink salmon were retained as possible background samples. Three sockeye salmon were also seen a few miles upstream in the Tapisaghak River, but they were considered strays to the drainage.

The Suqitughneq River normally lacks the discharge to breach the berm during northerly winds, and probably has never been able to support viable spawning runs of pink salmon because of it. Unlike in the Tapisaghak River where anadromous Dolly Varden that entered prior to berming had already moved upstream, anadromous Dolly Varden in the Suqitughneq River lagoon had not moved upstream and they were susceptible to the gillnet set in the lagoon.

The Suqitughneq River also supports a stock of resident Dolly Varden that do not appear to migrate to sea. These fish were noted to be sexually mature starting at about 6 inches in length. Resident fish might be expected to have higher contaminant levels present than the anadromous fish because of their continuous residence in the affected drainage. Resident fish from the Suqitughneq River were retained because: 1) we were not catching any anadromous fish during the first few field days and could not guarantee filling the sample goal with anadromous fish, and 2) they spend their lives in the Suqitughneq River, and could possibly be used to help fingerprint any specific Suqitughneq River contaminants that might be found in the anadromous fish.

The mouth of the Seepanpak Lagoon, 9.4 miles west of the Suqitughneq River mouth, was visited on several occasions in an attempt to collect background samples of anadromous Dolly Varden in the event collection attempts at the Tapisaghak River failed. We were informed by the local Natives that, similar to the other streams in the area, the run of anadromous Dolly Varden in the Seepanpak Lagoon drainages was several weeks past peak, but that we may get lucky and catch some late fish. Several angler hours of fishing with sport tackle and one 24 hour set of a 60 foot gillnet produced two strikes from Dolly Varden on sport tackle and the capture of one pink salmon and a large warty sculpin (*Myoxocephalus verrucosus*) in the gill net. According to the local Natives, late July through the first week of August is the best times to catch anadromous salmon and Dolly Varden as they enter the lagoons in this area of Saint Lawrence Island. We appeared to be about two weeks behind the run for this effort, and only low numbers of late-run fish appeared to be entering the rivers once the berms were breached.

A small lake at the head of the Suqitughneq River was visited several times during the survey. This lake appears to be very shallow (no more than about 5 feet deep) with a mud bottom. Although there are reports of fish in the lake, we saw none except the small resident Dolly Varden near the outlet. A flock of several dabbling ducks, possibly pintails, were observed tipping to feed in the center of the lake testifying to its shallowness. Additionally, the water is very clear and the substrate appears to have a uniform, gray appearance with no darker appearing holes when viewed from a higher vantage point. Unless large springs are present, this lake would most likely freeze to the bottom during winter and result in a winterkill of most fish. It is speculated that resident, and perhaps anadromous, Dolly Varden in the Suqitughneq River drainage overwinter in deeper holes and under the abundant cutbanks, or in the lagoon. Alaska blackfish are exceptionally hardy and can overwinter in muddy areas of the drainage with low oxygen concentrations.

A late run of chum salmon reportedly entered the Tapisaghak River and anadromous Dolly Varden were seen upstream in the Suqitughneq River after the COE biologists departed the area on 23 August 2001 (F. Kingeekuk Jr., personal communication to W. O'Connell). The extent of these reported sightings is unknown.

Site Photos



Photo 1. Recovery of a hoop net trap from the Suqitughneq River at Northeast Cape, Saint Lawrence Island, Alaska on 20 August 2001.




Photo 2. Catch of resident and possibly pre-smolt Dolly Varden from the Suqitughneq River at Northeast Cape, Saint Lawrence Island, Alaska on 20 August 2001 with a baited hoop net trap.

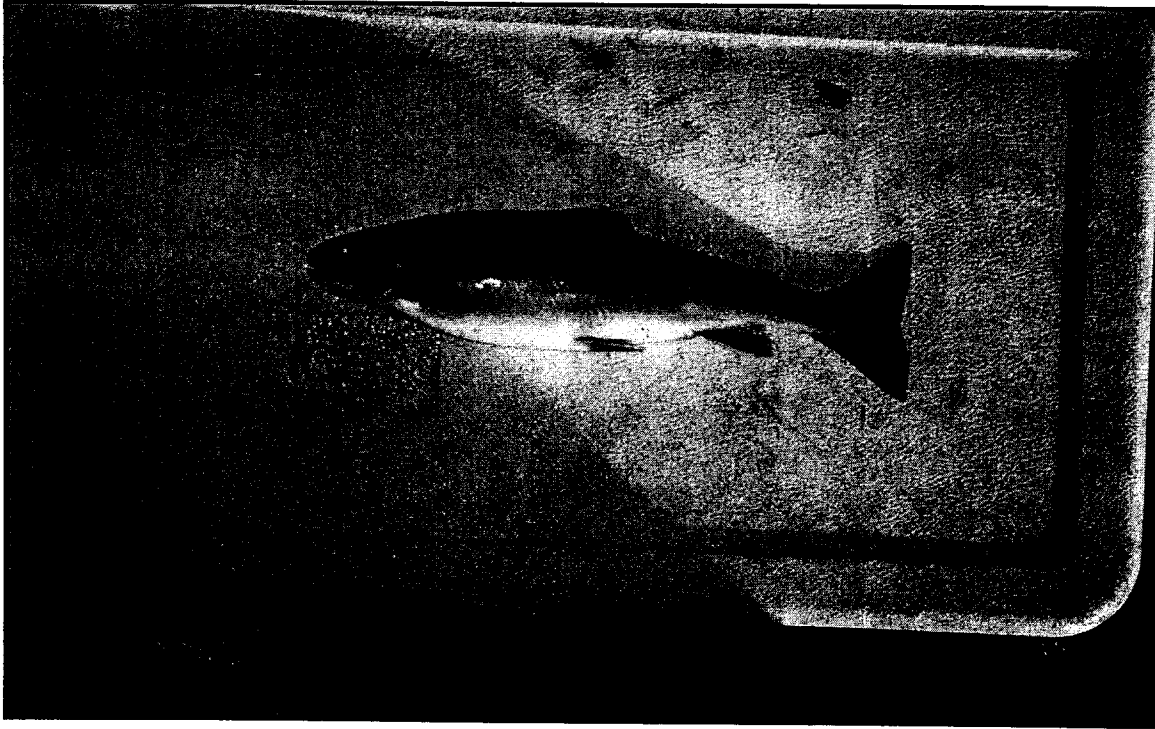


Photo 3. Example of a resident female Dolly Varden (306 mm) in spawning condition from the Suqitughneq River at Northeast Cape, Saint Lawrence Island, Alaska during late August 2001.




Photo 4. Typical Alaska blackfish habitat in the Suqitughneq River drainage ditch at Northeast Cape, Saint Lawrence Island, Alaska during late August 2001.



Photo 5. Recovery of a Dolly Varden from a gillnet in the Suqitughneq River lagoon at Northeast Cape, Saint Lawrence Island, Alaska on 20 August 2001.

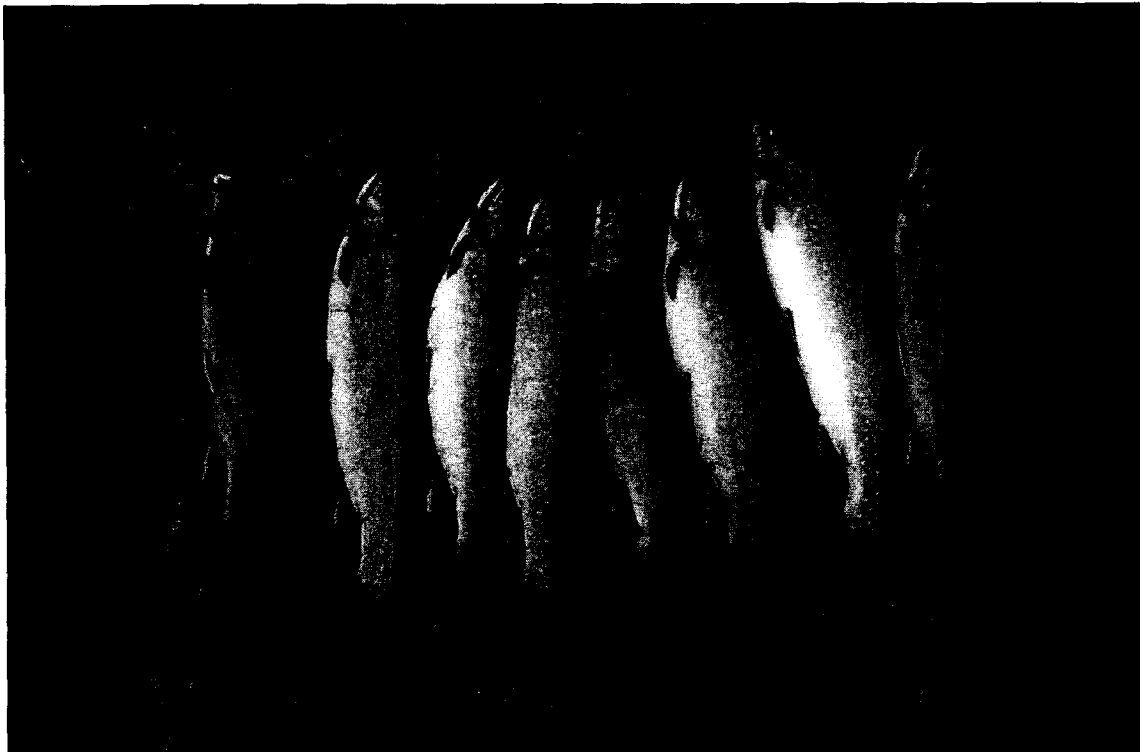


Photo 6. Catch of anadromous Dolly Varden from the Suqitughneq River lagoon at Northeast Cape, Saint Lawrence Island, Alaska on 21 August 2001.

Personnel

The following persons conducted this sampling effort in the field.

Larry Bartlett, Corps of Engineers. Lead biologist.

Chris Hoffman, Corps of Engineers. Assisting biologist.

William O'Connell, Montgomery-Watson-Harza. Fish sample recipient and shipping preparation.

Floyd Kingeekuk Jr. Polar bear watch and local guide.

This Trip Report was written by:

Larry D. Bartlett
General Biologist
En-Cw-Er

And review by:

Chris Hoffman
General Biologist
En-Cw-Er

This trip report is electronically filed in:

G:\En-Cw\En-Cw-Er\LarryB\NE Cape FUDS\trip report Aug 17-23-01.doc

APPENDIX H

Site Survey Data



MWH

nec-2001 fieldpts.txt

1000,106248.0243,96724.3892,20.92,f2040jackedup
1001,99654.0433,89083.4365,25.04,01ne24sw/sd114
1002,99589.6282,88986.2834,24.52,01ne24sd115
1003,99589.9926,89018.3036,24.67,mw24-2+-ground
1004,99589.0652,89129.6966,29.44,scor14x20bldg
1005,98076.7254,90696.9422,36.14,01ne30ss103
1007,91059.6310,95522.6177,1711.49,01ne33ss102
1008,90583.4332,95388.4068,1748.69,01ne34ss102
1009,90622.4314,95444.2816,1759.97,01ne34ss101
1010,90650.8483,95514.3502,1775.87,falursgridm5-m6
1011,90650.8850,95514.3137,1775.83,1010fal
1012,90690.7983,95573.7805,1788.91,01ne34ss110
1013,90708.9422,95586.8981,1794.31,1ne34ss109
1014,90704.1182,95594.5337,1797.29,1ne34ss108
1015,90711.2149,95602.5967,1798.90,1ne34ss107
1016,90760.0767,95685.1433,1815.60,1ne34ss106
1017,90765.7358,95675.1813,1815.44,1ne34ss105
1018,90782.8041,95654.1987,1813.64,bldgsw
1019,90832.4346,95562.4796,1814.19,01ne34ss104
1020,90667.2240,95685.2411,1809.34,fal2urscp71990
1021,90667.2043,95685.1802,1809.34,1020fal2urscp7
1022,90825.6190,95757.2153,1818.34,fal2urscp690
1023,90641.5931,95217.9901,1727.08,c1rd
1024,93613.0412,97846.8415,394.54,01ne32ss101-102
1025,93557.5644,97788.6820,401.17,01ne32ss103
1026,93577.0494,97793.5133,399.14,01ne32ss104
1027,93589.7850,97777.2998,397.68,01ne32ss105
1028,93635.3961,97821.7144,391.18,01ne32ss122
1029,93709.4233,97779.9448,384.90,01ne31ss121
1030,93759.6836,97731.5119,379.83,01ne32sw101
1031,93681.6414,97830.6078,390.43,fal2ursgrida490
1032,93643.7412,97818.1530,391.88,fal2ursgrida190
1033,93593.7663,97933.5649,404.51,sal2gps12001
1034,93593.7286,97933.5862,404.41,1033sal
1035,93654.6079,97878.7536,392.80,bldgtramse
1036,98352.5674,96243.2501,65.39,cs-10west
1037,98353.9150,96246.0031,65.15,tpbw
1038,98354.0815,96246.5722,65.09,tpw
1039,98359.3473,96271.6998,66.04,cs-10east
1040,98402.8860,96258.1960,65.88,cs-9east
1041,98402.3872,96255.6892,64.89,tpbe
1042,98402.5035,96255.2906,64.67,t
1043,98402.5090,96244.3076,65.71,cs-9west
1044,98395.5536,96203.7676,61.54,cs-8east
1045,98396.2684,96202.0024,60.74,t
1046,98401.1078,96193.7021,61.86,cs-8west
1047,98437.5787,96215.7869,62.29,cs-7east
1048,98435.6276,96218.8290,60.44,tpw
1049,98428.4937,96226.5551,62.29,cs-7west
1050,98648.0245,96151.0632,60.91,cs-6west
1051,98608.9342,96229.1094,57.72,tpw
1052,98741.6867,96182.7700,60.77,cs-5west
1053,98701.8864,96257.0290,57.90,tpw
1054,98667.6060,96325.2521,58.23,cs-5east
1055,98580.4127,96295.7746,58.61,cs-6east
1056,98587.4356,96280.3423,57.82,tpw
1057,98507.7729,96640.4253,60.94,cs-11north
1058,98470.3413,96613.6113,59.69,tpw
1059,98447.8380,96597.1513,60.56,tpw
1060,98445.9257,96595.9971,61.23,cs-11south
1061,98238.9527,96710.0465,68.40,cs-12south
1062,98276.9352,96729.9322,67.07,tpw
1063,98301.5538,96741.8393,66.54,tpw

nec-2001 fieldpts.txt

1064,98318.0328,96752.2278,67.71,cs-12north
 1065,99123.4434,96397.9093,45.58,cs-4west
 1066,99122.5130,96401.1809,45.40,tpw
 1067,99109.0291,96460.7342,45.48,tpw
 1068,99096.6282,96494.0815,46.85,cs-4east
 1069,99209.3345,96481.2160,44.41,cs-3east
 1070,99211.5897,96468.2162,43.05,tpw
 1071,99220.0404,96437.6401,43.22,tpw
 1072,99224.6731,96404.7675,44.59,cs-3west
 1073,99706.1671,96579.9555,39.96,cs-2west
 1074,99704.1738,96583.4917,38.72,tpw2
 1075,99703.5337,96592.9465,38.72,tpw2
 1076,99672.6413,96669.6087,40.14,cs-2east
 1077,99779.4431,96719.2796,39.34,cs-least
 1078,99801.3630,96619.4985,38.05,tpw
 1079,99805.2629,96609.8653,38.13,tpw
 1080,99806.7665,96598.8269,39.41,cs-1west
 1081,99917.7154,96469.2241,36.79,sf-2south
 1082,99921.5093,96468.9193,35.34,tpw2.5
 1083,99929.1588,96469.9524,34.84,tpw2.5
 1084,99931.5288,96469.8115,36.10,sf-1north
 1085,99969.6818,96726.7714,36.73,sf-2north
 1086,99964.6389,96726.1698,35.41,tpw3
 1087,99956.4911,96727.8379,35.37,tpw3
 1088,99954.1746,96727.4241,37.15,sf1-south
 1089,100036.6070,95145.2433,32.33,sc-1south
 1090,100037.8052,95144.7562,31.68,tpw2
 1091,100045.7286,95145.9878,31.68,tpw2
 1092,100046.9402,95147.0529,32.53,sc-1north
 1093,100160.9334,94854.4412,31.42,sc-2west
 1094,100160.4089,94855.9812,30.47,tpw2
 1095,100151.3697,94873.9667,30.36,tpw.3
 1096,100150.5387,94875.7318,30.93,sc-2east
 1097,102908.0636,95039.9298,6.71,sc-3north
 1098,102907.3536,95042.1715,5.90,tpm1
 1099,102900.6128,95053.7421,5.97,tpw1.5
 1100,102900.3155,95055.3818,6.71,sc-3south
 1101,103560.5995,95578.3977,4.16,sc-4north
 1102,103545.9175,95589.1112,3.14,tpb
 1103,103542.8991,95590.6916,0.75,tpw
 1104,103483.1758,95640.0597,1.21,tpw
 1105,103480.4421,95642.6892,3.40,tpb
 1106,103468.7675,95654.2019,4.64,sc-4south
 1107,104464.3169,96502.6369,1.61,sd128
 1108,104458.0287,96501.9031,0.33,tpw
 1109,106032.3984,97194.2250,1.75,sd-129
 1110,106036.2299,97226.9678,-0.04,tpw
 1111,99028.4942,99438.3657,52.45,29sd126
 1112,99027.4331,99436.8647,52.04,ss127
 1113,99676.2446,98724.6366,50.23,wp30-2top1.5pipe
 1114,99518.6654,98233.6356,42.17,29sd127
 1115,99517.7290,98232.3721,41.02,tpw2
 1116,101089.1138,99645.5044,46.40,ss116
 1117,101195.3525,99685.7626,47.82,tp6-2
 1118,101192.9629,99615.2081,46.66,01ne06wp103
 1119,101248.8366,99673.0779,47.78,tp6-1
 1120,101350.6053,99717.4456,46.68,wp6-2
 1121,101382.2611,99830.9586,44.49,ss6-17
 1122,98534.6771,94580.6074,43.86,01ne30sd101
 1123,97787.5909,94918.1765,50.92,01ne21ss173
 1124,97791.4442,94882.2049,50.24,01ne21ss172
 1125,97754.2490,94815.5146,49.45,01ne21sw/sd114
 1126,97843.3403,94810.4119,49.27,01ne21sw/sd113

nec-2001 fieldpts.txt

1127,97949.7587,95333.3065,62.27,01ne21sw/sb171
 1128,98040.0529,95366.0780,64.97,01ne21ss/sb170
 1129,98015.2761,95187.8177,60.56,01ne21ss/sb169
 1130,98314.9643,95856.8974,76.95,01ne16mw03
 1131,98341.3932,95893.1133,76.78,01ne16mw01
 1132,98341.1756,95884.9444,73.78,01ne16ss165
 1133,98321.2916,95897.5423,73.86,01ne16ss166
 1134,98389.7055,95816.5448,76.08,01ne16mw02
 1135,97754.3005,95576.4843,78.91,01ne14ss103
 1136,97734.7476,95565.8904,78.43,01ne14ss101
 1137,97723.6706,95562.4753,79.60,01ne14ss102
 1138,100840.3083,99643.0055,44.15,wp7-3
 1139,100933.9366,99423.6214,47.41,wp7-2
 1140,104279.5864,101464.0905,2.80,fbm5
 1141,104600.1390,100727.6520,5.91,fbm4
 1142,104038.8921,101547.4051,14.17,01ne03wp102
 1143,103982.5923,101600.5801,13.86,01ne03wp103
 1144,103912.1526,101576.7744,16.82,01ne03wp104
 1145,103902.4663,101311.3304,18.12,wp4-3
 1146,103871.5591,101280.7181,18.85,wp4-4
 1147,103856.0284,101231.1860,19.13,wp4-2
 1148,103511.4614,101271.3640,24.01,01ne30wp101
 1149,100674.2835,99569.4681,54.39,bnd
 1150,100746.0818,99514.4495,53.90,bnd
 1151,100837.2415,99349.1868,52.37,bnd
 1152,100912.4163,99107.1746,46.69,bnd
 1153,100947.1114,99106.4866,47.09,01ne07sd/sw104
 1154,100863.7901,98929.9568,47.59,bnd
 1155,100685.9077,98827.7014,49.34,bnd
 1156,100649.2291,98768.9470,49.47,wp7-1
 1157,100434.9019,98794.7359,54.34,bnd
 1158,100220.8489,98875.7614,61.35,bndc1rd
 1159,100106.1814,98939.1378,57.76,bnd
 1160,100197.7262,99290.7582,54.44,bnd
 1161,100242.3533,99341.7709,52.63,01ne07ss126
 1162,100250.5501,99308.1025,57.69,01ne07ss125
 1163,100387.3095,99590.7981,51.12,bnd
 1164,100393.1355,99614.2406,50.99,01ne07sd/sw105
 1165,98616.1700,97285.2996,62.67,01ne09sw110
 1166,98711.9696,97344.3532,60.70,01ne09sd113
 1167,98839.6972,97515.3236,60.39,01ne09sd114
 1168,98444.8405,97583.4923,66.29,lathnoname
 1169,98426.9496,97744.6978,63.99,01ne09sw112
 1170,98407.8702,97700.0112,66.07,mwnonamerecent
 1171,98230.7046,97603.6495,72.41,01ne09sw111
 1172,98231.2844,97608.9714,73.07,wp9-5
 1173,98222.3184,97598.8386,72.46,mwloose
 1174,98156.5876,97532.1708,72.57,01ne09sw/sd107
 1175,98000.1603,97388.8296,74.67,01ne09sw/sd108
 1176,98145.4869,97378.2295,72.26,lathnoname
 1177,98202.0411,97218.7953,74.80,lathnoname
 1178,98259.8744,97176.8366,74.14,mw9-13groundconc
 1179,98329.5724,97156.7569,71.18,lathnoname
 1180,98145.9120,97378.4397,72.39,lathnoname
 1181,98493.9083,97468.4852,63.40,01ne09sw/sd109
 1182,98502.3136,97366.5000,66.69,mw9-1oldgrd
 1183,98553.5200,97383.5295,64.48,wp9-2
 1184,98503.2729,97297.9460,68.90,lathnoname
 1185,98470.4731,97269.2141,68.54,lathnoname
 1186,101850.8100,93696.6024,22.38,01ne30ss101
 1187,95683.1375,96196.7702,225.03,01ne30ss102
 1188,95810.4819,97480.6852,216.99,01ne31ss105/106
 1189,95821.4126,97427.5459,210.07,fall.5ursgrida-4

nec-2001 fieldpts.txt

1190,95821.6244,97420.3039,209.35,01ne31ss102
1191,95836.1856,97420.4361,211.76,01ne31ss104
1192,95842.8897,97415.4257,212.20,01ne31ss103
1193,95836.9224,97407.4325,212.15,01ne31ss101
1194,95795.6273,97396.8315,213.02,fall.5ursgrida-1
1195,95824.5771,97385.0949,211.78,bldgcorsouth
1196,95854.5099,97274.4018,210.08,01ne31ss124
1197,95850.7925,97284.2766,211.71,01ne31ss117/118
1198,95819.7227,97275.0021,213.97,01ne31ss119/120
1199,95804.1486,97289.5200,212.47,01ne31ss113/114
1200,95813.3956,97301.3238,213.43,01ne31ss115/116
1201,95970.9463,97323.7367,203.13,01ne31ss111/112
1202,96043.2644,97418.0796,199.20,01ne31ss109/110
1203,96064.0541,97382.8438,199.29,01ne31ss123
1204,95983.5198,97544.6757,202.09,01ne31ss107/108
1205,95843.1705,97698.3045,199.36,01ne31ss125
1206,95757.0086,97607.2822,221.28,fall.5urscp390
1207,95757.0215,97607.2454,221.26,1206fal
1208,99063.6037,97928.1558,71.23,fiplin2033
1209,100691.6822,99373.3382,69.65,fall2060lounsbury
1210,100691.7571,99373.3586,69.71,ckfalrb9lounsbur
1211,100717.8946,98992.2831,70.33,1210salgps2
1212,100717.8871,98992.2785,70.34,1210salgps2
1213,90554.6938,95302.8782,1728.81,01ne34ss103
1214,91055.6235,95506.5216,1717.09,01ne33ss101
1215,91048.2373,95519.1271,1715.42,01ne33ss103
1216,101850.5402,93696.6021,22.43,01ne30ss101

RECEIVED

SEP 25 2002

MULLIKIN SURVEYS

Physical Address: 381 E. Bonanza Ave.
Mail: P.O. Box 790, Homer, AK 99603-0790
Ph. & Fax: (907) 235-8975 E-mail: mullikin@xyz.net

MONTGOMERY WATSON HARZA

September 19, 2002

Attention: Bonnie McLean
MWH Americas, Inc.
4100 Spenard Road
Anchorage, AK 99517

Re: Northeast Cape 2002


Dear Bonnie:

Please find enclosed an AutoCAD version 200i drawing file of Northeast Cape 2002.

"Ptsground" layer contains the ground elevation at monitor wells (#737 to 746).
"Ptsmeas-2002" depicts "shots" for top of PVC pipe and bore hole locations. Also included on disk is a comma delineated point file. Small and large paper plot enclosed.

The preliminary drawing also shows the two rebar and aluminum caps set on site this year, points 3201 and 3202, and several building corners located (the garage and building 107).

Thank you for selecting Mullikin Surveys for this project.


Donald E. Mullikin, P.L.S.

DEM:jvm

2002.txt

Loc ID	East	North	"Elevation, ft. msl"	
			Ground	PVC
MW 88-1	98080.4499	96392.8914	82.29	81.89
MW 88-2	98257.8812	96455.0726	71.18	70.88
MW 88-3	98169.9401	96458.3585	77.75	77.35
MW 88-4	98365.8078	96331.1320	68.63	68.23
MW 88-5	98292.1088	96216.7210	68.37	67.87
MW 88-6	98271.8042	96140.1494	69.13	68.83
MW 88-7	98271.2457	96033.1581	72.83	72.33
MW 88-8	98185.9420	96083.4849	73.76	73.46
MW 88-9	98044.5023	96154.1887	81.79	80.99
MW 88-10	97970.2989	96293.0099	86.86	86.46
SB 88-11	98320.2355	96241.8412	66.84	
SB 88-12	98329.8776	96398.0750	69.71	
SB 88-13	98303.2553	96341.1182	69.51	
SB 88-14	98292.8032	96251.2105	67.11	
SB 88-15	98224.4465	96253.7354	71.21	
SB 88-16	98182.7094	96260.0342	72.95	
SB 88-17	98270.0480	96171.5812	69.65	
SB 88-18	98228.2467	96070.5355	71.93	
SB 22-1	97683.0309	96206.4925	97.75	
SB 22-2	97685.3823	96233.7486	98.14	

2002.txt

737,98080.4499,96392.8914,82.29,ground 88-1
738,98257.8812,96455.0726,71.18,ground 88-2
739,98169.9401,96458.3585,77.75,ground 88-3
740,98365.8078,96331.1320,68.63,ground 88-4
741,98292.1088,96216.7210,68.37,ground 88-5
742,98271.8042,96140.1494,69.13,ground 88-6
743,98271.2457,96033.1581,72.83,ground 88-7
744,98185.9420,96083.4849,73.76,ground 88-8mw
745,98044.5023,96154.1887,81.79,ground 88-9
746,97970.2989,96293.0099,86.86,ground rb rp to 88-10
3110,98340.6943,96869.6889,72.84,fa12057
3201,98372.5080,96436.6413,67.29,SET 2" AL. CAP
3202,98447.3543,95922.5384,72.65,SET 2" AL. CAP
3206,98376.2296,96448.9517,66.14,BM ROCK
3208,98228.2467,96070.5355,71.93,88-18
3209,98185.5809,96079.5093,73.46,88-8mw
3212,98271.8042,96138.1732,68.83,88-6
3213,98270.0480,96171.5812,69.65,88-17
3214,98292.8156,96213.3614,67.87,88-5
3216,98320.2355,96241.8412,66.84,88-11
3217,98292.8032,96251.2105,67.11,88-14
3218,98224.4465,96253.7354,71.21,88-15
3219,98182.7094,96260.0342,72.95,88-16
3220,98044.5023,96150.7453,80.99,88-9
3222,98365.8078,96328.0254,68.23,88-4
3224,98303.2553,96341.1182,69.51,88-13
3225,98329.8776,96398.0750,69.71,88-12
3227,98258.6814,96450.2677,70.88,88-2
3228,98170.3266,96455.0710,77.35,88-3
3230,98080.6147,96389.9459,81.89,88-1
3232,97685.3823,96233.7486,98.14,22-2
3233,97683.0309,96206.4925,97.75,22-1
3234,97707.5250,96277.2986,95.15,se bldg cor
3235,97772.6025,96268.1874,94.13,ne bldg cor
3236,97909.4993,96375.6140,89.46,se bldg cor
3237,97980.2479,96365.9765,89.89,ne bldg cor
3238,97973.9268,96320.5867,89.46,nw bldg cor
3239,98271.2457,96029.4259,72.33,88-7
3241,98250.4944,96035.9200,73.99,bldg107 ne
3243,98213.0639,96337.5979,74.11,garage ne
3244,98139.2229,96375.9385,75.12,garage se
3501,99641.3824,97547.3059,45.82,fsp708
3506,97970.3921,96289.2790,86.86,rb rp to 88-10

APPENDIX I

Geotechnical Lab Test Report



MWH

LETTER OF TRANSMITTAL



R&M CONSULTANTS, INC.

9101 VANGUARD DRIVE
 ANCHORAGE, ALASKA 99507
 TEL: (907) 522-1707
 FAX: (907) 522-3403

PIECE

DATE

11-7-2002

PROJECT NO.

251177

RE: PERMEABILITY TESTS

MONTGOMERY WATSON HARTZA

TO

WE ARE SENDING YOU:

MONTGOMERY WATSON HARTZA
 4100 SPENARD ROAD
 ANCHORAGE, AK 99517
 ATTENTION JOHANNA DREHER

- Attached
- Under separate cover via _____
- The following items:
 - Shop Drawings Prints
 - Plans Samples
 - Specifications Copy of letter
 - Change order
 - Other _____

NO.	DATE	COPIES	DESCRIPTION
	11-7-02		FINAL RESULTS OF PERMEABILITY TESTS - NECAPE (25 PAGES)

THESE ARE TRANSMITTED as checked below:

- For approval
- For your use
- As requested
- For review and comment
- FOR BIDS DUE
- Approved as submitted
- Approved as noted
- Returned for corrections
- Resubmit _____ copies for approval
- Submit _____ copies for distribution
- Return _____ corrected prints
- PRINTS RETURNED AFTER LOAN TO US

REMARKS

COPY TO DAVE JOHNSON

SIGNED: *Richard A. Kiessel*

If enclosures are not as noted, kindly notify us at once.

LABORATORY TEST REPORT

R&M CONSULTANTS, INC.

9101 VANGUARD DR. ANCHORAGE, ALASKA 99507 PH 907-522-1707

CLIENT: MWH

R&M PROJECT: 251177

PROJECT: NE Cape

CLIENT PROJECT: NE Cape

CLIENT ADDRESS: 4100 Spenard Road, Anchorage, AK 99517

PROPOSED USE:

SOURCE: Test Boring 88-6

SUBMITTED BY: Johanna Dreher

LAB NO.: 437

FIELD NO.: 02NE88SB041

SAMPLED FROM: Auger / Brass Sleeve

DATE SAMPLED: 8/18/2002

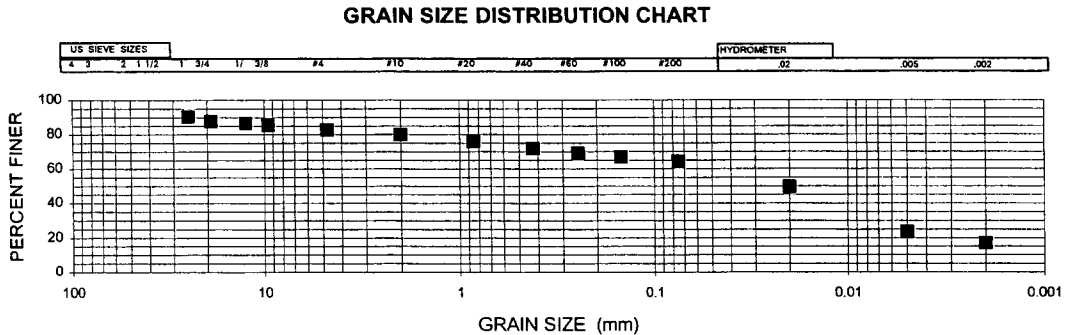
DATE REPORTED: 11/7/2002

LOCATION: Phase III, RI

DEPTH: 4-6'

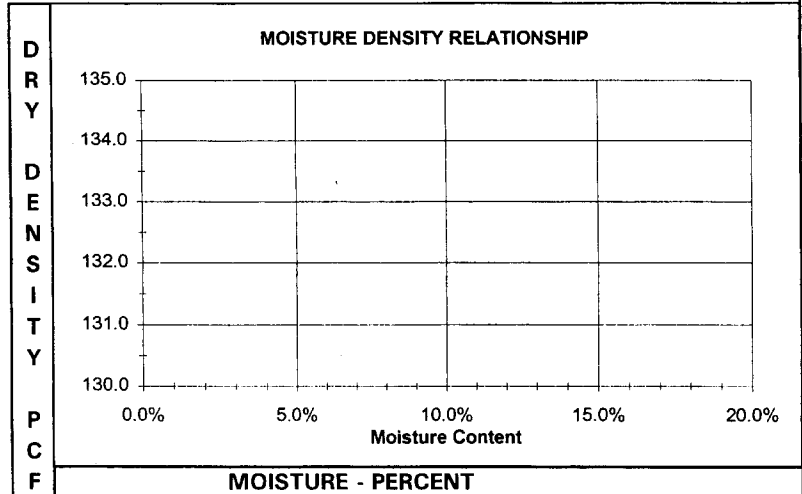
DATE RECEIVED: 8/26/2002

GRAIN SIZE DISTRIBUTION			CLASSIFICATION			COMPACTION	
SIEVE	% PASS	SPEC.		UNIFIED	AASHTO	FAA	
5"			% + 10				OPTIMUM MOISTURE:
4"			% + 3				CORR. OPTIMUM MOISTURE:
3"			% GRAVEL	17.3			MIN. DRY DENSITY:
2"			% SAND	18.5			MAX. DRY DENSITY:
1 1/2"			% SILT	64.2			CORR. MAX. DRY DENSITY:
1"	90		% CLAY				% FRACTURE:
3/4"	88		FSV				METHOD:
1/2"	87		LL	28.0			NATURAL DENSITY:
3/8"	86		PL	23.7			NATURAL MOISTURE: 21.7%
#4	83		PI	4.3			WEIGHT LOOSE:
#8			CLASS	ML			WEIGHT RODDED:
#10	80						
#16							
#20	76						
#30							
#40	72						
#50							
#60	69						
#80							
#100	67						
#200	64.2						
.02MM	49.6						
.005MM	23.5						
.002MM	16.8						



TOTAL WT. TESTED: 2,596 GMS.

COARSE	SPEC	FINE	SPEC	DELETERIOUS MAT.
				MINUS #200 MESH
				SOFT FRAGMENTS
				COAT & LIG. OR L.T.WT.PT.
				CLAY LUMPS
				STICKS & ROOTS
				FRIABLE PARTICLES
				THIN-ELONGATED
				ORGANIC COLOR
				FINENESS MODULUS
				SULFATE SOUNDNESS
				DEGRADATION VALUE
1.251				ABSORPTION
2.557				SPG.-BULK
2.589				SPG.-BULK S.S.D.
2.641		2.585		SPG.-APPARENT



Tech Responsible: M. Panilo / D. Gettman Checked By: Rich Giessel

ORGANIC CONTENT %: _____
 L.A. ABRASION LOSS: _____
 PERMEABILITY (cm/s): 1.3E-07

Signed By: *Richard A. Keisel*
 Title: Quality Assurance Manager

R&M CLASSIFICATION: Silt, with some Gravel, and with some Sand

REMARKS: Brass liner sample consisted of three distinct soil layers, blue-grey silt, brown gravelly sand, and another layer of blue-grey silt.

LABORATORY TEST REPORT



9101 VANGUARD DR. ANCHORAGE, ALASKA 99507 PH 907-522-1707

CLIENT: **MWH**
 PROJECT: **NE Cape**
 CLIENT PROJECT: **NE Cape**
 CLIENT ADDRESS: **4100 Spenard Road, Anchorage, AK 99517**
 PROPOSED USE:
 SOURCE: **Test Boring 88-9**
 SAMPLED FROM: **Auger / Brass Sleeve**
 LOCATION: **Phase III, RI**

R&M PROJECT: **251177**

LAB NO.: **437**

FIELD NO.: **02NE88SB042**

SUBMITTED BY: **Johanna Dreher**

DATE REPORTED: **11/7/2002**

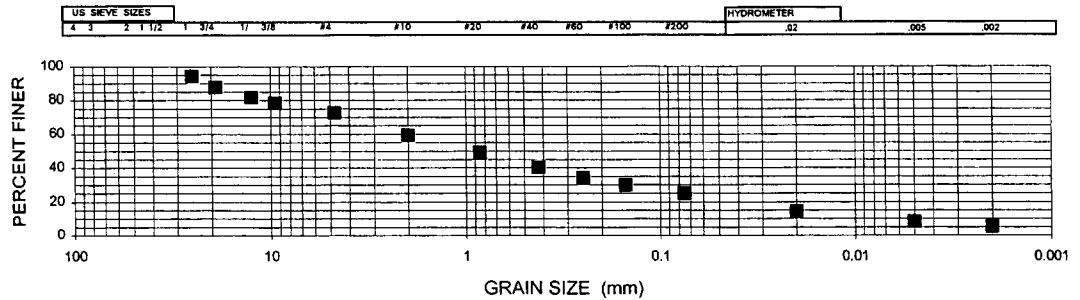
DATE SAMPLED: **8/19/2002**

DATE RECEIVED: **8/26/2002**

DEPTH: **10-12'**

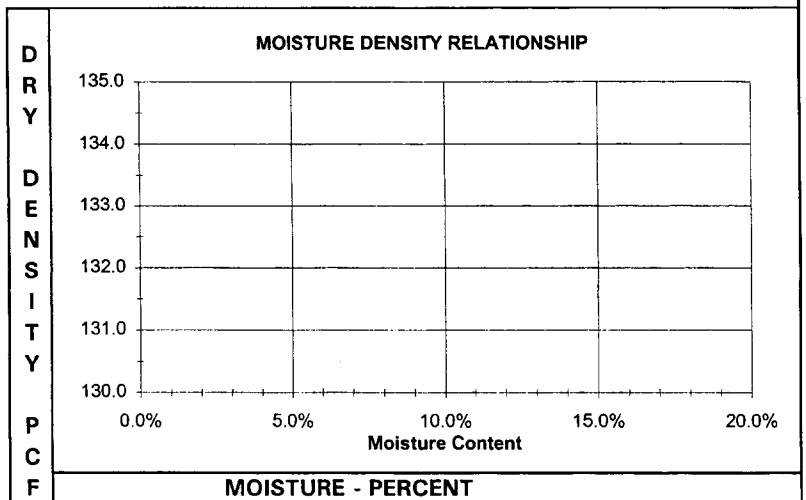
GRAIN SIZE DISTRIBUTION			CLASSIFICATION			COMPACTION	
SIEVE	% PASS	SPEC.		UNIFIED	AASHTO	FAA	
5"			% + 10				OPTIMUM MOISTURE:
4"			% + 3				CORR. OPTIMUM MOISTURE:
3"			% GRAVEL	27.3			MIN. DRY DENSITY:
2"			% SAND	47.7			MAX. DRY DENSITY:
1 1/2"			% SILT	25.0			CORR. MAX. DRY DENSITY:
1"	94		% CLAY				% FRACTURE:
3/4"	88		FSV				METHOD:
1/2"	82		LL				NATURAL DENSITY:
3/8"	78		PL				NATURAL MOISTURE:
#4	73		PI				WEIGHT LOOSE:
#8			CLASS	SM			WEIGHT RODDED:
#10	59						
#16							
#20	49						
#30							
#40	40						
#50							
#60	34						
#80							
#100	30						
#200	25.0						
.02MM	14.3						
.005MM	8.4						
.002MM	5.4						

GRAIN SIZE DISTRIBUTION CHART



TOTAL WT. TESTED: **5,475 GMS.**

COARSE	SPEC	FINE	SPEC	DELETERIOUS MAT.
				MINUS #200 MESH
				SOFT FRAGMENTS
				COAT & LIG. OR L.T.WT.PT.
				CLAY LUMPS
				STICKS & ROOTS
				FRIABLE PARTICLES
				THIN-ELONGATED
				ORGANIC COLOR
				FINENESS MODULUS
				SULFATE SOUNDNESS
				DEGRADATION VALUE
0.507				ABSORPTION
2.590				SPG.-BULK
2.603				SPG.-BULK S.S.D.
2.624		2.640		SPG.-APPARENT



Tech Responsible: M. Panilo / D. Gettman Checked By: Rich Giessel

ORGANIC CONTENT %: _____
 L.A. ABRASION LOSS: _____
 PERMEABILITY (cm/s): **7.0E-06**

Signed By: Richard A. Giessel
 Title: Quality Assurance Manager

R&M CLASSIFICATION: **Sand, with some Gravel, and with some Silt**

REMARKS: _____

LABORATORY TEST REPORT

R&M CONSULTANTS, INC. 9101 VANGUARD DR. ANCHORAGE, ALASKA 99507 PH 907-522-1707

CLIENT: **MWH**
 PROJECT: **NE Cape**
 CLIENT PROJECT: **NE Cape**
 CLIENT ADDRESS: **4100 Spenard Road, Anchorage, AK 99517**
 PROPOSED USE:
 SOURCE: **Test Boring 88-16**
 SAMPLED FROM: **Auger / Brass Sleeve**
 LOCATION: **Phase III, RI**

R&M PROJECT: **251177**

LAB NO.: **437**

FIELD NO.: **02NE88SB043**

SUBMITTED BY: **Johanna Dreher**

DATE REPORTED: **11/7/2002**

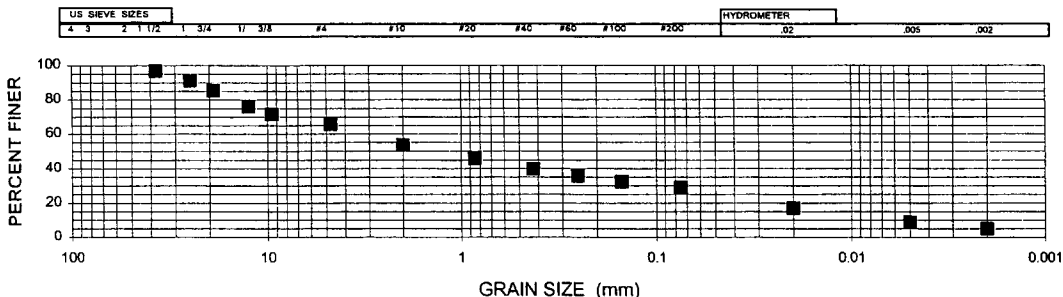
DATE SAMPLED: **8/20/2002**

DATE RECEIVED: **8/26/2002**

DEPTH: **7-9'**

GRAIN SIZE DISTRIBUTION			CLASSIFICATION			COMPACTION	
SIEVE	% PASS	SPEC.		UNIFIED	AASHTO	FAA	
5"			% + 10				OPTIMUM MOISTURE:
4"			% + 3				CORR. OPTIMUM MOISTURE:
3"			% GRAVEL	34.3			MIN. DRY DENSITY:
2"			% SAND	36.7			MAX. DRY DENSITY:
1 1/2"	97		% SILT	29.0			CORR. MAX. DRY DENSITY:
1"	91		% CLAY				% FRACTURE:
3/4"	85		FSV				METHOD:
1/2"	76		LL				NATURAL DENSITY:
3/8"	72		PL				NATURAL MOISTURE:
#4	66		PI				WEIGHT LOOSE:
#8			CLASS	SM			WEIGHT RODDED:
#10	54						
#16							
#20	46						
#30							
#40	40						
#50							
#60	36						
#80							
#100	33						
#200	29.0						
.02MM	16.9						
.005MM	8.7						
.002MM	5.1						

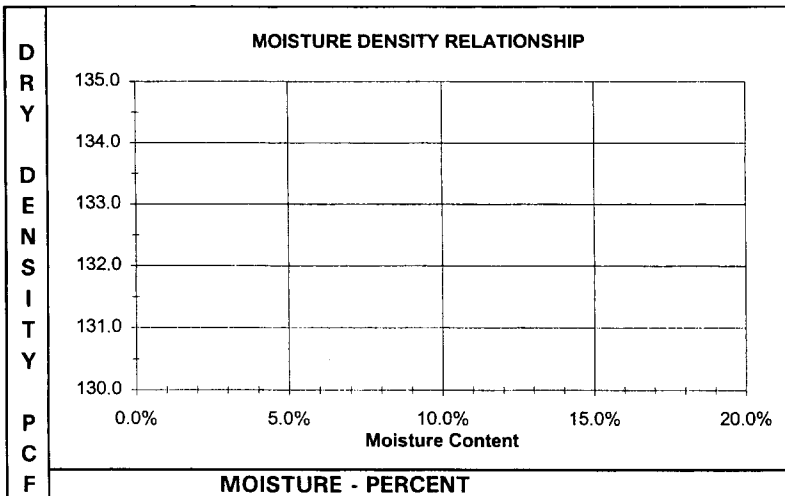
GRAIN SIZE DISTRIBUTION CHART



TOTAL WT. TESTED: **5,321 GMS.**

COARSE	SPEC	FINE	SPEC
1.078		2.649	
2.582			
2.610			
2.656			

- DELETERIOUS MAT.
- MINUS #200 MESH
 - SOFT FRAGMENTS
 - COAT & LIG. OR L.T.WT.PT.
 - CLAY LUMPS
 - STICKS & ROOTS
 - FRIABLE PARTICLES
 - THIN-ELONGATED
 - ORGANIC COLOR
 - FINENESS MODULUS
 - SULFATE SOUNDNESS
 - DEGRADATION VALUE
 - ABSORPTION
 - SPG.-BULK
 - SPG.-BULK S.S.D.
 - SPG.-APPARENT



Tech Responsible: M. Panilo / D. Gettman Checked By: Rich Giessel

ORGANIC CONTENT %: _____
 L.A. ABRASION LOSS: _____
 PERMEABILITY (cm/s): **5.9E-06**

Signed By: Richard A. Giessel
 Title: Quality Assurance Manager

R&M CLASSIFICATION: Sand, with Gravel, and with some Silt

REMARKS: _____

LABORATORY TEST REPORT

R&M CONSULTANTS, INC. 9101 VANGUARD DR. ANCHORAGE, ALASKA 99507 PH 907-522-1707

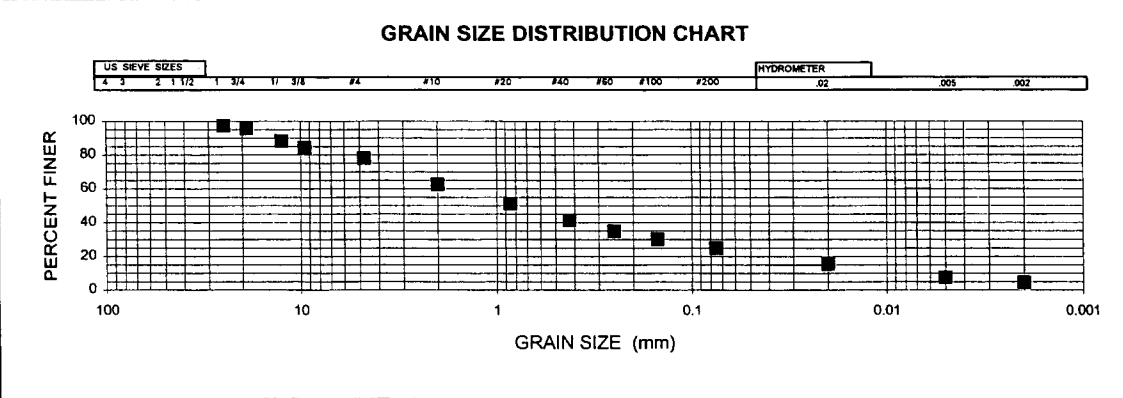
CLIENT: **MWH**
 PROJECT: **NE Cape**
 CLIENT PROJECT: **NE Cape**
 CLIENT ADDRESS: **4100 Spenard Road, Anchorage, AK 99517**
 PROPOSED USE:
 SOURCE: **Test Boring 88-18**
 SAMPLED FROM: **Auger / Brass Sleeve**
 LOCATION: **Phase III, RI**

R&M PROJECT: **251177**

LAB NO.: **437**
 FIELD NO.: **02NE88SB044**
 DATE REPORTED: **11/7/2002**
 DATE RECEIVED: **8/26/2002**

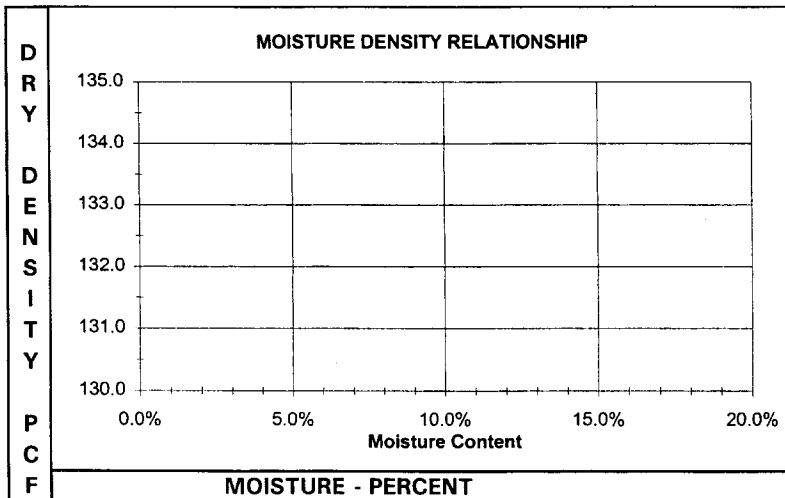
SUBMITTED BY: **Johanna Dreher**
 DATE SAMPLED: **8/21/2002**
 DEPTH: **9-11'**

GRAIN SIZE DISTRIBUTION			CLASSIFICATION			COMPACTION	
SIEVE	% PASS	SPEC.		UNIFIED	AASHTO	FAA	
5"			% + 10				OPTIMUM MOISTURE:
4"			% + 3				CORR. OPTIMUM MOISTURE:
3"			% GRAVEL	22.0			MIN. DRY DENSITY:
2"			% SAND	53.1			MAX. DRY DENSITY:
1 1/2"			% SILT	24.9			CORR. MAX. DRY DENSITY:
1"	97		% CLAY				% FRACTURE:
3/4"	96		FSV				METHOD:
1/2"	88		LL				NATURAL DENSITY:
3/8"	84		PL				NATURAL MOISTURE:
#4	78		PI				WEIGHT LOOSE:
#8			CLASS	SM			WEIGHT RODDED:
#10	62						
#16							
#20	51						
#30							
#40	41						
#50							
#60	35						
#80							
#100	30						
#200	24.9						
.02MM	15.5						
.005MM	7.6						
.002MM	4.6						



TOTAL WT. TESTED: **5,813 GMS.**

COARSE	SPEC	FINE	SPEC	DELETERIOUS MAT.
				MINUS #200 MESH
				SOFT FRAGMENTS
				COAT & LIG. OR L.T.WT.PT.
				CLAY LUMPS
				STICKS & ROOTS
				FRIABLE PARTICLES
				THIN-ELONGATED
				ORGANIC COLOR
				FINENESS MODULUS
				SULFATE SOUNDNESS
				DEGRADATION VALUE
1.190				ABSORPTION
2.585				SPG.-BULK
2.616				SPG.-BULK S.S.D.
2.667		2.647		SPG.-APPARENT



Tech Responsible: M. Panilo / D. Gettman Checked By: Rich Giessel

ORGANIC CONTENT %: _____
 L.A. ABRASION LOSS: _____
 PERMEABILITY (cm/s): **6.2E-06**

Signed By: Richard A. Giessel
 Title: Quality Assurance Manager

R&M CLASSIFICATION: Sand, with some Gravel, and with some Silt

REMARKS: _____

Client: MWH
 Project: NE Cape, Phase III, RI
 Description: Coarse aggregate screened from bulk samples

Project#: 251177
 Date: 10/23/2002

SPECIFIC GRAVITY OF SOILS AND AGGREGATES WORKSHEET

I. Coarse Aggregate (AASHTO T 85 / ASTM C 127)

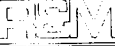
II. Fine Aggregate (AASHTO T 84 / ASTM C 128)

III. LeChatelier method (AK T-2)

I. Coarse	# 041	# 042	# 043	# 044		
Temperature (23 ± 1 °C)	22.5	22.5	22.5	22.5		
A. Oven dry mass (g)	447.7	1498.0	1817.4	1277.5		
B. SSD mass (g)	453.3	1505.6	1837.0	1292.7		
C. Mass in water (g)	278.2	927.2	1133.2	798.5		
D. Temperature coefficient	0.99945	0.99945	0.99945	0.99945		
Bulk Sp G = A/(B-C)	2.557	2.590	2.582	2.585		
SSD Sp G = B/(B-C)	2.589	2.603	2.610	2.616		
Apparent Sp G = A/(A-C)	2.641	2.624	2.656	2.667		
% Absorption = 100[(B-A)/A]	1.25%	0.51%	1.08%	1.19%		
Apparent Sp G at 20 °C	2.640	2.623	2.655	2.666		
II. Fine (From other worksheets)						
Fine Sp. G.	2.590	2.645	2.655	2.653		
% + #4 (From Brass Liner)	23%	26%	33%	19%		
% - #4 (From Brass Liner)	77%	74%	67%	81%		
Weighted Sp. G.	2.601	2.640	2.655	2.656		

NOTES:

Coarse Aggregate and Fine Aggregate percentages in Brass Liner Samples varied from their respective bulk samples and were used in void ratio related calculations for permeability tests to give better precision. This required additional testing of Liner sample after the permeability test to determine coarse fraction.



Client: MWH
 Project: NE Cape, Phase III, RI
 Description: Coarse aggregate screened from bulk samples

Project#: 251177
 Date: 10/23/2002

SPECIFIC GRAVITY OF SOILS AND AGGREGATES WORKSHEET

I. Coarse Aggregate (AASHTO T 85 / ASTM C 127)

II. Fine Aggregate (AASHTO T 84 / ASTM C 128)

III. LeChatelier method (AK T-2)

I. Coarse	# 041	# 042	# 043	# 044		
Temperature (23 ± 1 °C)	22.5	22.5	22.5	22.5		
A. Oven dry mass (g)	447.7	1498.0	1817.4	1277.5		
B. SSD mass (g)	453.3	1505.6	1837.0	1292.7		
C. Mass in water (g)	278.2	927.2	1133.2	798.5		
D. Temperature coefficient	0.99945	0.99945	0.99945	0.99945		
Bulk Sp G = A/(B-C)	2.557	2.590	2.582	2.585		
SSD Sp G = B/(B-C)	2.589	2.603	2.610	2.616		
Apparent Sp G = A/(A-C)	2.641	2.624	2.656	2.667		
% Absorption = 100[(B-A)/A]	1.25%	0.51%	1.08%	1.19%		
Apparent Sp G at 20 °C	2.640	2.623	2.655	2.666		
Fine Sp. G.	2.590	2.645	2.655	2.653		
% + #4	17%	27%	34%	22%		
% - #4	83%	73%	66%	78%		
Weighted Sp. G.	2.598	2.639	2.655	2.656		

NOTES:

R&M Soils Worksheet - Permeability - Sample Data

Client:	Mongomery Watson Hartz	Project:	Northeast Cape, St. Lawrence Island
Address:	4100 Spenard Road	Material:	Insitu, 6" Long Brass Liner Sample 2.4" Diameter
	Anchorage, AK 99517	Sampled From:	Test Hole
Source:	Phase III	Sampled by:	BGM, BO, DQ
Test Location:	R.I. Test Hole 88-6	Received by:	Allen Stevens
Depth:	4-6'	Tech Assigned:	Rich Giessel
Quantity Rep:	Test Boring Sample	Date Completed:	11/5/2002
		Field #:	02NE88SB041
		Date Sampled:	8/18/2002
		Date Received:	8/26/2002
		R&M Project #:	251177
		Lab #:	437

Test Method: ASTM D 5856 - 95 (Reapproved 2002) - Permeability of Granular Soils - Method A
Special Sample Preparation: Field sample delivered to lab in "undisturbed" condition
Permeameter Type: Brass Liner
Method of Compaction: in-situ as near as possible with drive sample
Confinement: Porous stones with filter paper and small coil springs above top stone
CA/FA Wtd. Specific Gravity: 2.601
Permeant Liquid Used: Tap water

Initial Sample Dimensions and Mass:

Data	Cylinder Height Measurements				cm
	1	2	3	4	
BL	15.195	15.203	15.211	15.210	cm
Delta	1.421	1.368	1.310	1.346	cm
Delta	1.118	1.125	1.167	1.199	cm
Net	12.656	12.710	12.734	12.665	cm
H _i =	Average Net Height				12.691 cm
Cylinder Diameter Measurements					cm
	1	2	3	4	
Data	6.178	6.146	6.140	6.192	cm
D =	Average Diameter				6.164 cm
A =	$\pi(D/2)^2$, Cylinder End Area				29.84 cm ²
C _i =	H _i *A, Initial Cylinder Volume				378.72 cm ³
E	Ws + Brass Liner + Caps				1018.87 g
F	Caps				16.90 g
G =	(E-F-N), Ws				791.05 g

Initial Moisture Data: (Use minimum 100g)

I	Wet Wt + Tare	g
J	Dry Wt + Tare	g
K	Tare	g
w _i =	(I-J)/(J-K), Initial moisture	
γ_{di} =	(G/(1+w _i))/C _i , Dry density	g/cm ³
γ_{di} =	(G/(1+w _i))/C _i , Dry density	lbs/ft ³
n =	$1-\gamma_d/G_s \rho_w$ Initial porosity	
T	Final CA Dry Mass	159.52 g
U =	100(T/Q), % CA in BL Sample	23.24 %

Final Sample Dimensions and Mass:

Data	Cylinder Ht. Measurements				cm
	1	2	3	4	
BL, St	15.292	15.239	15.253	15.291	cm
Delta	2.555	2.546	2.547	2.544	cm
Net	12.737	12.693	12.706	12.747	cm
H _f =	Average Height				12.721 cm
ΔH =	H _f - H _i , Final Swell				0.029 cm
C _f =	H _f *A, Final Cyl Volume				379.60 cm ³

Final Moisture Data: (Dry entire sample)

L	Tare Wt	231.39 g
M	T + Wet + BL+2FP	1236.81 g
N	Brass Liner	210.92 g
R	2 Wet filter papers	0.97 g
O =	(M-L-N-R), Wet Wt	793.53 g
P	Dry Wt + Tare	917.82 g
Q =	Dry Wt	686.43 g
w _f =	(O-Q)/Q, Final Moisture	15.6 %

Final Test data:

h	Hydraulic head	160.3 cm
t =	h/H _f Hydraulic Gradient	12.60
γ_{df} =	Q/C _f	1.808 g/cm ³
S =	(O-Q)/ γ_w/V_p , Sat %	93.1 %
V _p =	A*H _f -Q/G _s * γ_w	115.3 cm ³
n =	V _p /C _f , Final porosity	0.304
Q _{in} =	Total Water Inflow	19.3 cm ³
N _{pv} =	Q _{in} /V _p Pore vols inflow	0.167

Average hydraulic conductivity of last four readings, $\kappa = 1.3E-09$ m/s or 1.3E-07 cm/s

112.8
pcf

R&M Soils Worksheet - Permeability - Flow Test Data

Test Data:													
Test No.	Head h (cm)	Burette Reading		Grad cyl	(b-a)-c Q _{in} (cm ³)	Q _{out} (cm ³)	Elapsed Time (t) (s)	v= Q/At (cm/s)	l= h/H _f	κ= v/l (cm/s)	Temp °C	Viscosity Correct (Table 1)	Perm= κ(Corr.) (cm/s)
		a initial (cm ³)	b final (cm ³)	c overflow (cm ³)									
1	160.3					2.72	66,720	1.4E-06	12.60	1.1E-07	21	0.976	1.1E-07
*													
2	160.3					3.53	73,500	1.6E-06	12.60	1.3E-07	21	0.976	1.2E-07
*													
3	160.3					1.23	22,980	1.8E-06	12.60	1.4E-07	21	0.976	1.4E-07
*													
4	160.3					0.31	6,900	1.5E-06	12.60	1.2E-07	21	0.976	1.2E-07
*													
5	160.3					0.19	2,460	2.6E-06	12.60	2.1E-07	21	0.976	2.0E-07
*													
6	160.0					3.95	78,420	1.7E-06	12.58	1.3E-07	21	0.976	1.3E-07
*													
7	159.7					3.75	74,460	1.7E-06	12.55	1.3E-07	21	0.976	1.3E-07
*													
8	160.2					3.62	74,700	1.6E-06	12.59	1.3E-07	21	0.976	1.3E-07
*													
9													
*													
10													
*													
11													
*													
12													
*													
13													
*													
14													
*													
15													
*													
16													
*													

Total flow and time during testing >> 19.3 400,140

* Draindown flow between trials

Tested by: Dan Gettman

Checked by: Rich Giessel

Elapsed Time # 041

Trial:	Clock Time: (mm/dd/yyyy hh:mm)	Elapsed Time: (hh:mm)	Seconds:	T & Evap: (grams)	Delta Evap: (grams)	T & Water: (grams)	Delta Water: (grams)
1	10/30/2002 17:36			142.41		121.12	
2	10/31/2002 12:08	18:32:00	66,720	142.37	-0.04	123.80	2.72
3	11/1/2002 8:33	20:25:00	73,500	142.31	-0.06	127.27	3.53
4	11/1/2002 14:56	6:23:00	22,980	142.29	-0.02	128.48	1.23
5	11/1/2002 16:51	1:55:00	6,900	142.28	-0.01	128.78	0.31
6	11/1/2002 17:32	0:41:00	2,460	142.27	-0.01	128.96	0.19
7	11/2/2002 15:19	21:47:00	78,420	142.22	-0.05	132.86	3.95
8	11/3/2002 12:00	20:41:00	74,460	142.17	-0.05	136.56	3.75
9	11/4/2002 8:45	20:45:00	74,700	142.11	-0.06	140.12	3.62

Note: Sample contained two layers of blue-grey, clayey silt, each about 2" thick, with a layer of brown, gravely sand between them.

R&M Soils Worksheet - Specific Gravity of Soils

Client:	MWH	Project:	NE Cape	
Client Address:	4100 Spenard Road, Anchorage, AK 99517			
Lab Number:	437	Project Number:	251177	Submitted by:
Source:	Test Boring 88-6		Depth:	Johanna Dreher
Sampled from:	Auger / Brass Sleeve		Location:	4-6'
Date Sampled:	8/18/2002	Sampled by:	Douglas Quut	Field Number:
Date Received:	8/26/2002	Received by:	Allen Stevens	02NE88SB041

Specific Gravity of Soil Solids by Water Pycnometer AASHTO T 100-99, ASTM D 854-00

AASHTO / ASTM Procedure using 500 ml glass - vacuum pycnometer:

1. Determine mass of a dry pycnometer.
2. Enter the calibrated volume of pycnometer on the worksheet.
3. Dry sample to constant mass (mass repeats within 0.1%) at $105 \pm 5^\circ \text{C}$ and cool to room temperature.
4. Wet soil may also be used and dry mass determined at end of test.
5. Add sample to tared pycnometer containing about 100 ml of distilled water and record mass if using oven dry soil.
6. Swirl the soil and water to disperse the soil in the water creating a slurry.
7. Gradually apply vacuum until residual pressure manometer reads less than 13.3 kPa ($< 100 \text{ mm Hg}$) (Pycnometer and vacuum pump gauges will read less than 26 inches of Hg.)
8. Agitate continuously and maintain vacuum for 2 hours.
9. Release vacuum slowly by increasing pressure at a rate not to exceed 8 kPa per second. (Pycnometer and vacuum pump gauges should drop no more than 2 inches of Hg per sec for 12-15 sec.)
10. Fill pycnometer to calibration mark with room temperature $15\text{-}30^\circ \text{C}$ distilled water, introducing deaired water carefully with a length of rubber tubing to avoid introduction of air into the soil slurry.
11. Dry any droplets of water from above the calibration mark in the stem of the pycnometer with a rolled up paper towel and determine the mass of pycnometer and sample to the nearest 0.01 gram.
12. Measure and record the temperature of the soil/water slurry to the nearest 0.1°C .
13. Empty the entire contents of the pycnometer into a tared drying pan and dry to constant mass.
14. Record dry mass of sample and calculate specific gravity as shown below.

Type sample:	Silt	Size of Sample:	106 g	No. of Samples:	1
Begin Test Date:	10/21/2002	Tech:	rg / mp	Finish Date:	10/24/2002
Formulas:	Description of data or calculation:			Data:	
M_p	Mass of dry pycnometer (g)			166.76	
V_p	Volume of pycnometer (ml)			499.20	
M_s	Mass of oven dry sample in air (g)			106.21	
$M_{pws,t}$	Mass of pycnometer with sample and water (g)			730.00	
T_t	Test Temperature of soil slurry ($^\circ \text{C}$)			21.8	
$P_{w,t}$	Density of water at temperature above, from ASTM D 854, Table 2			0.99782	
K	Temperature coefficient, from ASTM D 854, Table 2			0.99961	
$M_{pw,t} = M_p + (V_p * P_{w,t})$	Calculated mass of pycnometer and water at test temperature (g)			664.872	
$V_s = (M_{pw,t} + M_s) - M_{pws,t}$	Volume of soil solids in the pycnometer soil slurry (ml)			41.082	
$P_s = M_s / V_s$	Density of soil solids at test temperature (g/ml)			2.585	
$G_t = P_s / P_{w,t}$	Specific gravity of soil solids at the test temperature			2.591	
G_{20C}	Specific gravity of soil solids corrected to a temperature of 20°C			2.590	
Notes:	Flask E				

R&M Soils Worksheet - Permeability - Sample Data

Client:	Mongomery Watson Hartz	Project:	Northeast Cape, St. Lawrence Island	
Address:	4100 Spenard Road	Material:	Insitu, 6" Long Brass Liner Sample 2.4" Diameter	
	Anchorage, AK 99517	Sampled From:	Test Hole	Field #: 02NE88SB042
Source:	Phase III	Sampled by:	BGM, BO, DQ	Date Sampled: 8/19/2002
Test Location:	R.I. Test Hole 88-9	Received by:	Allen Stevens	Date Received: 8/26/2002
Depth:	10-12'	Tech Assigned:	Rich Giessel	R&M Project #: 251177
Quantity Rep:	Test Boring Sample	Date Completed:	11/6/2002	Lab #: 437

Test Method: ASTM D 5856 - 95 (Reapproved 2002) - Permeability of Granular Soils - Method A
Special Sample Preparation: Field sample delivered to lab in "undisturbed" condition
Permeameter Type: Brass Liner
Method of Compaction: in-situ as near as possible with drive sample
Confinement: Porous stones with filter paper and small coil springs above top stone
CA/FA Wtd. Specific Gravity: 2.640
Permeant Liquid Used: Tap water

Initial Sample Dimensions and Mass:

Data	Cylinder Height Measurements cm			
	1	2	3	4
BL	15.354	15.323	15.283	15.275 cm
Delta	1.458	1.449	1.455	1.456 cm
Net	13.896	13.874	13.828	13.819 cm
H _i =	Average Net Height			13.854 cm
Data	Cylinder Diameter Measurements cm			
	1	2	3	4
	6.155	6.174	6.183	6.178 cm
D=	Average Diameter			6.173 cm
A=	$\pi(D/2)^2$ Cylinder End Area			29.92 cm ²
C _i =	H _i *A, Initial Cylinder Volume			414.6 cm ³
E	Ws + Brass Liner + 2 FP			1155.32 g
F	2 Filter Papers			0.33 g
G=	(E-F-N), Ws			946.13 g
Initial Moisture Data: (Use minimum 100g)				
I	Wet Wt + Tare			g
J	Dry Wt + Tare			g
K	Tare			g
w _i =	(I-J)/(J-K), Initial moisture			
γ_{di} =	(G/(1+w _i))/C _i , Dry density			g/cm ³
γ_{di} =	(G/(1+w _i))/C _i , Dry density			lbs/ft ³
n=	1-Y _d /G _s ^o Initial porosity			
T	Final CA Dry Mass			214.74 g
U=	100(T/Q), % CA in BL Sample			26.22%

Final Sample Dimensions and Mass:

Data	Cylinder Ht. Measurements cm			
	1	2	3	4
BL, St	15.354	15.323	15.283	15.275 cm
Delta	1.458	1.449	1.455	1.456 cm
Net	13.896	13.874	13.828	13.819 cm
H _f =	Average Height			13.854 cm
ΔH =	H _f - H _i , Final Swell			0.000 cm
C _f =	H _f *A, Final Cyl Volume			414.57 cm ³
Final Moisture Data: (Dry entire sample)				
L	Tare Wt			228.26 g
M	Ws + BL+2FP			1134.84 g
N	Brass Liner			208.86 g
R	2 Wet filter papers			1.02 g
O=	(M-N-R), Wet Wt			925.0 g
P	Dry Wt + Tare			1047.2 g
Q=	Dry Wt			819.0 g
w _f =	(O-Q)/Q, Final Moisture			12.9%
Final Test data:				
h	Hydraulic head			160.4 cm
ι =	h/H _f Hydraulic Gradient			11.61
γ_{af} =	Q/C _f			1.975 g/cm ³
S=	(O-Q)/V _w /V _p , Sat %			103.4%
V _p =	A*H _f -Q/G _s *Y _w			102.7 cm ³
n=	V _p /C _f , Final porosity			0.248
Q _{in} =	Total Water Inflow			206.3 cm ³
N _{pv} =	Q _{in} /V _p Pore vols inflow			2.008

Average hydraulic conductivity of last four readings, $\kappa = 7.0E-08$ m/s or $7.0E-06$ cm/s

123.3
pcf

R&M Soils Worksheet - Permeability - Flow Test Data

Test Data:														
Test No.	Head h (cm)	Burette Reading		Grad cyl		Q _{in} (cm ³)	Q _{out} (cm ³)	Elapsed Time (t) (s)	v= Q/At (cm/s)	l= h/H _f	κ= v/l (cm/s)	Temp (°C)	Viscosity Correct (Table 1)	Perm= κ(Corr.) (cm/s)
		a initial (cm ³)	b final (cm ³)	c overflow (cm ³)	(b-a)-c (cm ³)									
1	160.4					11.16		3240	1E-04	11.61	9.9E-06	21	0.976	9.7E-06
*														
2	160.4					3.09		900	1E-04	11.61	9.9E-06	21	0.976	9.6E-06
*														
3	160.4					151.66		52440	1E-04	11.61	8.3E-06	21	0.976	8.1E-06
*														
4	160.4					11.01		4440	8E-05	11.61	7.1E-06	21	0.976	7.0E-06
*														
5	160.4					11.05		4320	9E-05	11.61	7.4E-06	21	0.976	7.2E-06
*														
6	160.4					7.55		3060	8E-05	11.61	7.1E-06	21	0.976	6.9E-06
*														
7	160.4					10.77		4320	8E-05	11.61	7.2E-06	21	0.976	7.0E-06
*														
8														
*														
9														
*														
10														
*														
11														
*														
12														
*														
13														
*														
14														
*														
15														
*														
16														
*														
Total flow and time during testing >>						206.3	72720							

* Draindown flow between trials

Tested by: Dan Gettman

Checked by: Rich Giessel

Elapsed Time # 042a

Trial:	Clock Time: (mm/dd/yyyy hh:mm)	Elapsed Time: (hh:mm)	Seconds:	T & Evap: (grams)	Delta Evap: (grams)	T & Water: (grams)	Delta Water: (grams)
0	11/4/2002 16:31			142.28		121.11	
1	11/4/2002 17:25	0:54:00	3,240	142.25	-0.03	132.24	11.16
2	11/4/2002 17:40	0:15:00	900	142.24	-0.01	135.32	3.09
New Containers for Water Measurements							
	11/4/2002 17:40	0:00:00	0	248.72		24.60	
3	11/5/2002 8:14	14:34:00	52,440	244.05	-4.67	171.59	151.66
4	11/5/2002 9:28	1:14:00	4,440	243.64	-0.41	182.19	11.01
5	11/5/2002 10:40	1:12:00	4,320	243.22	-0.42	192.82	11.05
6	11/5/2002 11:31	0:51:00	3,060	242.94	-0.28	200.09	7.55
7	11/5/2002 12:43	1:12:00	4,320	242.56	-0.38	210.48	10.77

**R&M Soils Worksheet - Specific Gravity of Soils**

Client:	MWH	Project:	NE Cape	
Client Address:	4100 Spenard Road, Anchorage, AK 99517			
Lab Number:	437	Project Number:	251177	Submitted by: Johanna Dreher
Source:	Test Boring 88-9		Depth:	10-12'
Sampled from:	Auger / Brass Sleeve		Location:	Phase III RI
Date Sampled:	8/19/2002	Sampled by:	Douglas Quut	Field Number: 02NE88SB042
Date Received:	8/26/2002	Received by:	Allen Stevens	

**Specific Gravity of Soil Solids by Water Pycnometer
AASHTO T 100-99, ASTM D 854-00**

AASHTO / ASTM Procedure using 500 ml glass - vacuum pycnometer:

- Determine mass of a dry pycnometer.
- Enter the calibrated volume of pycnometer on the worksheet.
- Dry sample to constant mass (mass repeats within 0.1%) at $105 \pm 5^{\circ}$ C and cool to room temperature.
- Wet soil may also be used and dry mass determined at end of test.
- Add sample to tared pycnometer containing about 100 ml of distilled water and record mass if using oven dry soil.
- Swirl the soil and water to disperse the soil in the water creating a slurry.
- Gradually apply vacuum until residual pressure manometer reads less than 13.3 kPa (< 100 mm Hg) (Pycnometer and vacuum pump gauges will read less than 26 inches of Hg.)
- Agitate continuously and maintain vacuum for 2 hours.
- Release vacuum slowly by increasing pressure at a rate not to exceed 8 kPa per second. (Pycnometer and vacuum pump gauges should drop no more than 2 inches of Hg per sec for 12-15 sec.)
- Fill pycnometer to calibration mark with room temperature 15-30^o C distilled water, introducing deaired water carefully with a length of rubber tubing to avoid introduction of air into the soil slurry.
- Dry any droplets of water from above the calibration mark in the stem of the pycnometer with a rolled up paper towel and determine the mass of pycnometer and sample to the nearest 0.01 gram.
- Measure and record the temperature of the soil/water slurry to the nearest 0.1 ^oC.
- Empty the entire contents of the pycnometer into a tared drying pan and dry to constant mass.
- Record dry mass of sample and calculate specific gravity as shown below.

Type sample:	Silty Sand	Size of Sample:	130 g	No. of Samples:	1
Begin Test Date:	10/21/2002	Tech:	rg / mp	Finish Date:	10/24/2002
Formulas:	Description of data or calculation:				Data:
Mp	Mass of dry pycnometer (g)				161.06
Vp	Volume of pycnometer (ml)				499.16
Ms	Mass of oven dry sample in air (g)				129.55
Mpws,t	Mass of pycnometer with sample and water (g)				739.64
Tt	Test Temperature of soil slurry (^o C)				21.6
Pw,t	Density of water at temperature above, from ASTM D 854, Table 2				0.99786
K	Temperature coefficient, from ASTM D 854, Table 2				0.99966
Mpw,t = Mp + (Vp * Pw,t)	Calculated mass of pycnometer and water at test temperature (g)				659.152
Vs = (Mpw,t + Ms) - Mpws,t	Volume of soil solids in the pycnometer soil slurry (ml)				49.062
Ps = Ms/Vs	Density of soil solids at test temperature (g/ml)				2.641
Gt = Ps/Pw,t	Specific gravity of soil solids at the test temperature				2.646
G _{20C}	Specific gravity of soil solids corrected to a temperature of 20 ^o C				2.645

Notes: Flask F

R&M Soils Worksheet - Permeability - Sample Data

Client:	Mongomery Watson Hartzza	Project:	Northeast Cape, St. Lawrence Island		
Address:	4100 Spenard Road	Material:	Insitu, 6" Long Brass Liner Sample 2.4" Diameter		
	Anchorage, AK 99517	Sampled From:	Test Hole	Field #:	02NE88SB043
Source:	Phase III	Sampled by:	BGM, BO, DQ	Date Sampled:	8/20/2002
Test Location:	R.I. Test Hole 88-16	Received by:	Allen Stevens	Date Received:	8/26/2002
Depth:	7-9'	Tech Assigned:	Rich Giessel	R&M Project #:	251177
Quantity Rep:	Test Boring Sample	Date Completed:	11/6/2002	Lab #:	437

Test Method: ASTM D 5856 - 95 (Reapproved 2002) - Permeability of Granular Soils - Method A
Special Sample Preparation: Field sample delivered to lab in "undisturbed" condition
Permeameter Type: Brass Liner
Method of Compaction: in-situ as near as possible with drive sample
Confinement: Porous stones with filter paper and small coil springs above top stone
CA/FA Wtd. Specific Gravity: 2.655
Permeant Liquid Used: Tap water

Initial Sample Dimensions and Mass:

Data	Cylinder Height Measurements cm				cm
	1	2	3	4	
BL	15.195	15.211	15.197	15.168	cm
Delta	0.000	0.000	0.000	0.000	cm
Net	15.195	15.211	15.197	15.168	cm
H _i =	Average Net Height				15.193 cm
Data	Cylinder Diameter Measurements cm				cm
	1	2	3	4	
D =	6.161	6.169	6.172	6.182	cm
D =	Average Diameter				6.171 cm
A =	$\pi(D/2)^2$ Cylinder End Area				29.91 cm ²
C _i =	H _i *A, Initial Cylinder Volume				454.4 cm ³
E	Ws + Brass Liner + Caps				1024.1 g
F	2 Caps				17.1 g
G =	(E-F-N), Ws				798.57 g
Initial Moisture Data: (Use minimum 100g)					
I	Wet Wt + Tare				g
J	Dry Wt + Tare				g
K	Tare				g
w _i =	(I-J)/(J-K), Initial moisture				
γ_{di} =	(G/(1+w _i))/C _i , Dry density				g/cm ³
γ_{di} =	(G/(1+w _i))/C _i , Dry density				lbs/ft ³
n =	1- $\gamma_d/G_s \rho_w$ Initial porosity				
T	Final CA Dry Mass				263.80 g
U =	100(T/Q), % CA in BL Sample				33.02%

Final Sample Dimensions and Mass:

Data	Cylinder Ht. Measurements cm				cm
	1	2	3	4	
BL, St	15.195	15.211	15.197	15.168	cm
Delta	0.000	0.000	0.000	0.000	cm
Net	15.195	15.211	15.197	15.168	cm
H _f =	Average Height				15.193 cm
ΔH =	H _f - H _i , Final Swell				0.000 cm
C _f =	H _f *A, Final Cyl Volume				454.40 cm ³
Final Moisture Data: (Dry entire sample)					
L	Tare Wt				225.11 g
M	Ws + BL+2FP				1163.63 g
N	Brass Liner				208.48 g
R	2 Wet filter papers				0.95 g
O =	(M-N-R), Wet Wt				954.2 g
P	Dry Wt + Tare				1024.1 g
Q =	Dry Wt				799.0 g
w _f =	(O-Q)/Q, Final Moisture				19.4%
Final Test data:					
h	Hydraulic head				67.8 cm
ι =	h/H _f Hydraulic Gradient				4.47
γ_{af} =	Q/C _f				1.758 g/cm ³
S =	(O-Q)/ γ_w/V_p , Sat %				102.1%
V _p =	A*H _f - Q/G _s * γ_w				152.2 cm ³
n =	V _p /C _f , Final porosity				0.335
Q _{in} =	Total Water Inflow				82.1 cm ³
N _{pv} =	Q _{in} /V _p Pore vols inflow				0.540

Average hydraulic conductivity of last four readings, $\kappa = 5.9E-08$ m/s or 5.9E-06 cm/s

109.7
pcf

R&M Soils Worksheet - Permeability - Flow Test Data

Test Data:													
Test No.	Head h (cm)	Burette Reading		Grad cyl	(b-a)-c Q _{in} (cm ³)	Q _{out} (cm ³)	Elapsed Time (t) (s)	v= Q/At (cm/s)	t= h/H _f	κ= v/t (cm/s)	Temp (°C)	Viscosity Correct (Table 1)	Perm= κ(Corr.) (cm/s)
		a	b	c									
		initial (cm ³)	final (cm ³)	overflow (cm ³)									
1	67.8				26.55	2100	2.8E-05	4.47	6.2E-06	21	0.976	6.1E-06	
*													
2	67.8				23.58	1920	2.7E-05	4.47	6.0E-06	21	0.976	5.9E-06	
*													
3	67.8				13.96	1140	2.7E-05	4.47	6.0E-06	21	0.976	5.9E-06	
*													
4	67.8				18.04	1500	2.6E-05	4.47	5.9E-06	21	0.976	5.8E-06	
*													
5													
*													
6													
*													
7													
*													
8													
*													
9													
*													
10													
*													
11													
*													
12													
*													
13													
*													
14													
*													
15													
*													
16													
*													
Total flow and time during testing >>						82.1	6660						

* Draindown flow between trials

Tested by: Dan Gettman

Checked by: Rich Giessel

Trial:	Clock Time: (mm/dd/yyyy hh:mm)	Elapsed Time: (hh:mm)	Seconds:	T & Evap: (grams)	Delta Evap: (grams)	T & Water: (grams)	Delta Water: (grams)
1	11/5/2002 14:30			217.19		24.69	
2	11/5/2002 15:05	0:35:00	2,100	216.94	-0.25	50.99	26.55
3	11/5/2002 15:37	0:32:00	1,920	216.73	-0.21	74.36	23.58
4	11/5/2002 15:56	0:19:00	1,140	216.60	-0.13	88.19	13.96
5	11/5/2002 16:21	0:25:00	1,500	216.46	-0.14	106.09	18.04
6							
7							
8							
9							

R&M Soils Worksheet - Specific Gravity of Soils

Client:	MWH	Project:	NE Cape	
Client Address:	4100 Spenard Road, Anchorage, AK 99517			
Lab Number:	437	Project Number:	251177	Submitted by:
Source:	Test Boring 88-16		Depth:	7-9'
Sampled from:	Auger / Brass Sleeve		Location:	Phase III RI
Date Sampled:	8/20/2002	Sampled by:	Douglas Quut	Field Number:
Date Received:	8/26/2002	Received by:	Allen Stevens	

Specific Gravity of Soil Solids by Water Pycnometer AASHTO T 100-99, ASTM D 854-00

AASHTO / ASTM Procedure using 500 ml glass - vacuum pycnometer:

1. Determine mass of a dry pycnometer.
2. Enter the calibrated volume of pycnometer on the worksheet.
3. Dry sample to constant mass (mass repeats within 0.1%) at $105 \pm 5^{\circ}$ C and cool to room temperature.
4. Wet soil may also be used and dry mass determined at end of test.
5. Add sample to tared pycnometer containing about 100 ml of distilled water and record mass if using oven dry soil.
6. Swirl the soil and water to disperse the soil in the water creating a slurry.
7. Gradually apply vacuum until residual pressure manometer reads less than 13.3 kPa (< 100 mm Hg) (Pycnometer and vacuum pump gauges will read less than 26 inches of Hg.)
8. Agitate continuously and maintain vacuum for 2 hours.
9. Release vacuum slowly by increasing pressure at a rate not to exceed 8 kPa per second. (Pycnometer and vacuum pump gauges should drop no more than 2 inches of Hg per sec for 12-15 sec.)
10. Fill pycnometer to calibration mark with room temperature 15-30^o C distilled water, introducing deaired water carefully with a length of rubber tubing to avoid introduction of air into the soil slurry.
11. Dry any droplets of water from above the calibration mark in the stem of the pycnometer with a rolled up paper towel and determine the mass of pycnometer and sample to the nearest 0.01 gram.
12. Measure and record the temperature of the soil/water slurry to the nearest 0.1 ^oC.
13. Empty the entire contents of the pycnometer into a tared drying pan and dry to constant mass.
14. Record dry mass of sample and calculate specific gravity as shown below.

Type sample:	Silty Sand	Size of Sample:	119 g	No. of Samples:	1
Begin Test Date:	10/21/2002	Tech:	rg / mp	Finish Date:	10/24/2002
Formulas:	Description of data or calculation:			Data:	
Mp	Mass of dry pycnometer (g)			166.39	
Vp	Volume of pycnometer (ml)			499.25	
Ms	Mass of oven dry sample in air (g)			119.02	
Mpws,t	Mass of pycnometer with sample and water (g)			738.68	
Tt	Test Temperature of soil slurry (^o C)			21.6	
Pw,t	Density of water at temperature above, from ASTM D 854, Table 2			0.99786	
K	Temperature coefficient, from ASTM D 854, Table 2			0.99966	
Mpw,t = Mp + (Vp*Pw,t)	Calculated mass of pycnometer and water at test temperature (g)			664.572	
Vs = (Mpws,t + Ms) - Mpws,t	Volume of soil solids in the pycnometer soil slurry (ml)			44.912	
Ps = Ms/Vs	Density of soil solids at test temperature (g/ml)			2.650	
Gt = Ps/Pw,t	Specific gravity of soil solids at the test temperature			2.656	
G _{20C}	Specific gravity of soil solids corrected to a temperature of 20 ^o C			2.655	

Notes:

Flask G

R&M Soils Worksheet - Permeability - Sample Data

Client:	Mongomery Watson Hartz	Project:	Northeast Cape, St. Lawrence Island		
Address:	4100 Spenard Road	Material:	Insitu, 6" Long Brass Liner Sample 2.4" Diameter		
	Anchorage, AK 99517	Sampled From:	Test Hole	Field #:	02NE88SB044
Source:	Phase III	Sampled by:	BGM, BO, DQ	Date Sampled:	8/21/2002
Test Location:	R.I. Test Hole 88-18	Received by:	Allen Stevens	Date Received:	8/26/2002
Depth:	9-11'	Tech Assigned:	Rich Giessel	R&M Project #:	251177
Quantity Rep:	Test Boring Sample	Date Completed:	11/7/2002	Lab #:	437

Test Method: ASTM D 5856 - 95 (Reapproved 2002) - Permeability of Granular Soils - Method A
 Special Sample Preparation: Field sample delivered to lab in "undisturbed" condition
 Permeameter Type: Brass Liner
 Method of Compaction: in-situ as near as possible with drive sample
 Confinement: Porous stones with filter paper and small coil springs above top stone
 CA/FA Wtd. Specific Gravity: 2.656
 Permeant Liquid Used: Tap water

Initial Sample Dimensions and Mass:

Data	Cylinder Height Measurements				cm
	1	2	3	4	
BL	15.225	15.257	15.223	15.228	cm
Delta	0.264	0.256	0.255	0.254	cm
Net	14.961	15.001	14.968	14.974	cm
H _i =	Average Net Height				14.976 cm
Data	Cylinder Diameter Measurements				cm
	1	2	3	4	
D=	6.158	6.181	6.156	6.185	cm
D=	Average Diameter				6.170 cm
A=	$\pi(D/2)^2$, Cylinder End Area				29.90 cm ²
C _i =	H _i *A, Initial Cylinder Volume				447.8 cm ³
E	Ws + Brass Liner + Caps + 2FP				1175.01 g
F	Caps + 2 Filter Papers				17.12 g
G=	(E-F-N), Ws				948.29 g
Initial Moisture Data: (Use minimum 100g)					
I	Wet Wt + Tare				g
J	Dry Wt + Tare				g
K	Tare				g
w _i =	(I-J)/(J-K), Initial moisture				
γ_{di} =	(G/(1+w _i))/C _i , Dry density				g/cm ³
γ_{di} =	(G/(1+w _i))/C _i , Dry density				lbs/ft ³
n=	1- γ_{di} /G _s ρ_w , Initial porosity				
T	Final CA Dry Mass				161.31 g
U=	100(T/Q), % CA in BL Sample				18.70%

Final Sample Dimensions and Mass:

Data	Cylinder Ht. Measurements				cm
	1	2	3	4	
BL, St	15.225	15.257	15.223	15.228	cm
Delta	0.264	0.256	0.255	0.254	cm
Net	14.961	15.001	14.968	14.974	cm
H _f =	Average Height				14.976 cm
ΔH =	H _f - H _i , Final Swell				0.000 cm
C _f =	H _f *A, Final Cyl Volume				447.77 cm ³
Final Moisture Data: (Dry entire sample)					
L	Tare Wt				226.51 g
M	Wet + BL + 2FP				1197.09 g
N	Brass Liner				209.60 g
R	2 Wet filter papers				0.92 g
O=	(M-N-R), Wet Wt				986.57 g
P	Dry Wt + Tare				1088.98 g
Q=	Dry Wt				862.47 g
w _f =	(O-Q)/Q, Final Moisture				14.4%
Final Test data:					
h	Hydraulic head				67.8 cm
ι =	h/H _f Hydraulic Gradient				4.53
γ_{dr} =	Q/C _f				1.926 g/cm ³
S=	(O-Q)/ γ_w/V_p , Sat %				101.6%
V _p =	A*H _f -Q/G _s * γ_w				122.3 cm ³
n=	V _p /C _f , Final porosity				0.273
Q _{in} =	Total Water Inflow				296.2 cm ³
N _{pv} =	Q _{in} /V _p Pore vols inflow				2.421

120.2
pcf

Average hydraulic conductivity of last four readings, $\kappa = 6.2E-08$ m/s or $6.2E-06$ cm/s

R&M Soils Worksheet - Permeability - Flow Test Data

Test Data:													
Test No.	Head h (cm)	Burette Reading		Grad cyl	(b-a)-c Q _{in} (cm ³)	Q _{out} (cm ³)	Elapsed Time (t) (s)	v= Q/At (cm/s)	l= h/H _f	κ= v/l (cm/s)	Temp (°C)	Viscosity Correct (Table 1)	Perm= κ(Corr.) (cm/s)
		a	b	c									
		initial (cm ³)	final (cm ³)	overflow (cm ³)									
1	160.4				27.9	900	7E-05	10.71	6.5E-06	21	0.976	6.3E-06	
*													
2	160.4				46.8	1560	7E-05	10.71	6.3E-06	21	0.976	6.1E-06	
*													
3	160.4				28.6	900	7E-05	10.71	6.6E-06	21	0.976	6.5E-06	
*													
4	160.4				29.7	900	7E-05	10.71	6.9E-06	21	0.976	6.7E-06	
*													
5	160.4				139.5	5100	6E-05	10.71	5.7E-06	21	0.976	5.6E-06	
*													
6	160.4				23.7	1020	5E-05	10.71	4.8E-06	21	0.976	4.7E-06	
*													
7													
*													
8													
*													
9													
*													
10													
*													
11													
*													
12													
*													
13													
*													
14													
*													
15													
*													
16													
*													
Total flow and time during testing > >						296.2	10380						

* Draindown flow between trials

Tested by: Dan Gettman

Checked by: Rich Giessel

Elapsed Time # 044a

Trial:	Clock Time: (mm/dd/yyyy hh:mm)	Elapsed Time: (hh:mm)	Seconds:	T & Evap: (grams)	Delta Evap: (grams)	T & Water: (grams)	Delta Water: (grams)
0	11/6/2002 11:22			210.88		25.62	
1	11/6/2002 11:37	0:15:00	900	210.78	-0.10	53.37	27.85
2	11/6/2002 12:03	0:26:00	1,560	210.60	-0.18	99.98	46.79
3	11/6/2002 12:18	0:15:00	900	210.49	-0.11	128.47	28.60
4	11/6/2002 12:33	0:15:00	900	210.38	-0.11	158.08	29.72
5	11/6/2002 13:58	1:25:00	5,100	209.85	-0.53	297.02	139.47
6	11/6/2002 14:15	0:17:00	1,020	209.75	-0.10	320.64	23.72
7							
8							

**R&M Soils Worksheet - Specific Gravity of Soils**

Client:	MWH	Project:	NE Cape	
Client Address:	4100 Spenard Road, Anchorage, AK 99517			
Lab Number:	437	Project Number:	251177	Submitted by:
Source:	Test Boring 88-18		Depth:	9-11'
Sampled from:	Auger / Brass Sleeve	Location:	Phase III RI	
Date Sampled:	8/21/2002	Sampled by:	Douglas Quut	Field Number:
Date Received:	8/26/2002	Received by:	Allen Stevens	02NE88SB044

**Specific Gravity of Soil Solids by Water Pycnometer
AASHTO T 100-99, ASTM D 854-00**

AASHTO / ASTM Procedure using 500 ml glass - vacuum pycnometer:

- Determine mass of a dry pycnometer.
- Enter the calibrated volume of pycnometer on the worksheet.
- Dry sample to constant mass (mass repeats within 0.1%) at $105 \pm 5^{\circ}$ C and cool to room temperature.
- Wet soil may also be used and dry mass determined at end of test.
- Add sample to tared pycnometer containing about 100 ml of distilled water and record mass if using oven dry soil.
- Swirl the soil and water to disperse the soil in the water creating a slurry.
- Gradually apply vacuum until residual pressure manometer reads less than 13.3 kPa (< 100 mm Hg) (Pycnometer and vacuum pump gauges will read less than 26 inches of Hg.)
- Agitate continuously and maintain vacuum for 2 hours.
- Release vacuum slowly by increasing pressure at a rate not to exceed 8 kPa per second. (Pycnometer and vacuum pump gauges should drop no more than 2 inches of Hg per sec for 12-15 sec.)
- Fill pycnometer to calibration mark with room temperature 15-30^o C distilled water, introducing deaired water carefully with a length of rubber tubing to avoid introduction of air into the soil slurry.
- Dry any droplets of water from above the calibration mark in the stem of the pycnometer with a rolled up paper towel and determine the mass of pycnometer and sample to the nearest 0.01 gram.
- Measure and record the temperature of the soil/water slurry to the nearest 0.1 ^oC.
- Empty the entire contents of the pycnometer into a tared drying pan and dry to constant mass.
- Record dry mass of sample and calculate specific gravity as shown below.

Type sample:	Silty Sand	Size of Sample:	136 g	No. of Samples:	1
Begin Test Date:	10/21/2002	Tech:	rg / mp	Finish Date:	10/24/2002
Formulas:	Description of data or calculation:			Data:	
Mp	Mass of dry pycnometer (g)			165.26	
Vp	Volume of pycnometer (ml)			498.98	
Ms	Mass of oven dry sample in air (g)			136.07	
Mpws,t	Mass of pycnometer with sample and water (g)			747.85	
Tt	Test Temperature of soil slurry (^o C)			21.7	
Pw,t	Density of water at temperature above, from ASTM D 854, Table 2			0.99784	
K	Temperature coefficient, from ASTM D 854, Table 2			0.99963	
Mpw,t = Mp + (Vp * Pw,t)	Calculated mass of pycnometer and water at test temperature (g)			663.162	
Vs = (Mpw,t + Ms) - Mpws,t	Volume of soil solids in the pycnometer soil slurry (ml)			51.382	
Ps = Ms/Vs	Density of soil solids at test temperature (g/ml)			2.648	
Gt = Ps/Pw,t	Specific gravity of soil solids at the test temperature			2.654	
G _{20c}	Specific gravity of soil solids corrected to a temperature of 20 ^o C			2.653	

Notes: Flask H

R&M Soils Worksheet - Permeability - Sample Data

SAMPLE PIPED

Client:	Mongomery Watson Hartza	Project:	Northeast Cape, St. Lawrence Island		
Address:	4100 Spenard Road	Material:	Insitu, 6" Long Brass Liner Sample 2.4" Diameter		
	Anchorage, AK 99517	Sampled From:	Test Hole	Field #:	02NE88SB042
Source:	Phase III	Sampled by:	BGM, BO, DQ	Date Sampled:	8/19/2002
Test Location:	R.I. Test Hole 88-9	Received by:	Allen Stevens	Date Received:	8/26/2002
Depth:	10-12'	Tech Assigned:	Rich Giessel	R&M Project #:	251177
Quantity Rep:	Test Boring Sample	Date Completed:	10/28/2002	Lab #:	437

Test Method: ASTM D 5856 - 95 (Reapproved 2002) - Permeability of Granular Soils - Method A
Special Sample Preparation: Field sample delivered to lab in "undisturbed" condition
Permeameter Type: Brass Liner
Method of Compaction: in-situ as near as possible with drive sample
Confinement: Porous stones with filter paper and small coil springs above top stone
CA/FA Wtd. Specific Gravity: 2.640
Permeant Liquid Used: Tap water

Initial Sample Dimensions and Mass:					
Data	Cylinder Height Measurements				cm
	1	2	3	4	
BL	15.231	15.236	15.237	15.211	cm
Delta	1.079	0.974	0.974	1.081	cm
Net	14.152	14.262	14.263	14.130	cm
H _i =	Average Net Height				14.202 cm
Cylinder Diameter Measurements					
Data	1	2	3	4	cm
	6.139	6.185	6.178	6.175	cm
D =	Average Diameter				6.169 cm
A =	π(D/2) ² Cylinder End Area				29.89 cm ²
C _i =	H _i *A, Initial Cylinder Volume				424.5 cm ³
E	Ws + Brass Liner + Caps				996.27 g
F	Caps				18.79 g
G =	(E-F-N), Ws				768.6 g
Initial Moisture Data: (Use minimum 100g)					
I	Wet Wt + Tare				g
J	Dry Wt + Tare				g
K	Tare				g
w _i =	(I-J)/(J-K), Initial moisture				
γ _{di} =	(G/(1+w _i))/C _i , Dry density				g/cm ³
γ _{di} =	(G/(1+w _i))/C _i , Dry density				lbs/ft ³
n =	1-Y _d /G _s ρ _w Initial porosity				

Final Sample Dimensions and Mass:					
Data	Cylinder/Ht. Measurements				cm
	1	2	3	4	
BL	14.297	14.282	14.246	14.166	cm
H _f =	Average Height				14.24775 cm
ΔH =	H _f - H _i , Final Swell				0.046 cm
C _f =	H _f *A, Final Cyl Volume				425.8934 cm ³
Final Moisture Data: (Dry entire sample)					
L	Tare Wt				228.50 g
M	T + Wet + BL+2FP				1315.55 g
N	Brass Liner				208.91 g
R	2 Wet filter papers				1.06 g
O =	(M-L-N-R), Wet Wt				877.1 g
P	Dry Wt + Tare				988.9 g
Q =	Dry Wt				760.4 g
w _f =	(O-Q)/Q, Final Moisture				15.3%
Final Test data:					
h	Hydraulic head				67.6 cm
i =	h/H _f Hydraulic Gradient				4.74
γ _{dr} =	Q/C _f				1.785 g/cm ³
S =	(O-Q)/V _w /V _p , Sat %				85.1%
V _p =	A*H _f -Q/G _s *Y _w				137.3 cm ³
n =	V _p /C _f , Final porosity				0.322
Q _{in} =	Total Water Inflow				2263.1 cm ³
N _{pv} =	Q _{in} /V _p Pore vols inflow				16.480

Average hydraulic conductivity of last four readings, κ = 1.5E-04 m/s or 1.5E-02 cm/s

R&M Soils Worksheet - Permeability - Sample Data **SAMPLE PIPED**

Client:	Mongomery Watson Hartza	Project:	Northeast Cape, St. Lawrence Island	
Address:	4100 Spenard Road	Material:	Insitu, 6" Long Brass Liner Sample 2.4" Diameter	
	Anchorage, AK 99517	Sampled From:	Test Hole	Field #: 02NE88SB043
Source:	Phase III	Sampled by:	BGM, BO, DQ	Date Sampled: 8/20/2002
Test Location:	R.I. Test Hole 88-16	Received by:	Allen Stevens	Date Received: 8/26/2002
Depth:	7-9'	Tech Assigned:	Rich Giessel	R&M Project #: 251177
Quantity Rep:	Test Boring Sample	Date Completed:		Lab #: 437

Test Method: ASTM D 5856 - 95 (Reapproved 2002) - Permeability of Granular Soils - Method A
 Special Sample Preparation: Field sample delivered to lab in "undisturbed" condition
 Permeameter Type: Brass Liner
 Method of Compaction: in-situ as near as possible with drive sample
 Confinement: Porous stones with filter paper and small coil springs above top stone
 CA/FA Wtd. Specific Gravity: 2.655
 Permeant Liquid Used: Tap water

Initial Sample Dimensions and Mass:					
Data	Cylinder Height Measurements				cm
	1	2	3	4	
BL	15.154	15.201	15.186	15.151	cm
Delta	1.355	1.309	1.212	1.337	cm
Net	13.799	13.892	13.974	13.814	cm
H _i	Average Net Height				13.870 cm
Data	Cylinder Diameter Measurements				cm
	1	2	3	4	
	6.166	6.139	6.091	6.164	cm
D	Average Diameter				6.140 cm
A	π(D/2) ² Cylinder End Area				29.61 cm ²
C _i	H _i *A, Initial Cylinder Volume				410.7 cm ³
E	Ws + Brass Liner + Caps				1024.1 g
F	Caps				17.1 g
G	(E-F-F _b), Ws				798.5 g
Initial Moisture Data: (Use minimum 100g)					
I	Wet Wt + Tare				g
J	Dry Wt + Tare				g
K	Tare				g
w _i	(I-J)/(J-K), Initial moisture				
γ _{di}	(G/[(1+w _i)(C _i)] Dry density				g/cm ³
γ _{di}	(G/(1+w _i))/C _i , Dry density				lbs/ft ³
n	1-γ _d /G _s ρ _w Initial porosity				

Final Sample Dimensions and Mass:					
Data	Cylinder Ht. Measurements				cm
	1	2	3	4	
	13.799	13.892	13.974	13.814	cm
H _f	Average Height				13.86975 cm
ΔH	H _f - H _i , Final Swell				0.000 cm
C _f	H _f *A, Final Cyl Volume				410.6722 cm ³
Final Moisture Data: (Dry entire sample)					
L	Tare Wt				226.41 g
M	T + Wet + BL+2FP				1291.12 g
N	Brass Liner				208.56 g
R	2 Wet filter papers				1.07 g
O	(M-L-N-R), Wet Wt				855.1 g
P	Dry Wt + Tare				940.9 g
Q	Dry Wt				714.5 g
w _f	(O-Q)/Q, Final Moisture				19.7%
Final Test data:					
h	Hydraulic head				67.2 cm
i	h/H _f Hydraulic Gradient				4.85
γ _{df}	Q/C _f				1.740 g/cm ³
S	(O-Q)/γ _w V _p , Sat %				99.8%
V _p	A*H _f -Q/G _s *γ _w				141.1 cm ³
n	V _p /C _f , Final porosity				0.344
Q _{in}	Total Water Inflow				407.2 cm ³
N _{pv}	Q _{in} /V _p Pore vols inflow				2.886

1259.91 g
 w/o water
 and soil
 that piped
 through
 sample

108.6

Average hydraulic conductivity of last four readings, κ = 7.8E-05 m/s or 7.8E-03 cm/s

R&M Soils Worksheet - Permeability - Sample Data

SAMPLE PIPED

Client:	Mongomery Watson Hartza	Project:	Northeast Cape, St. Lawrence Island		
Address:	4100 Spenard Road	Material:	Insitu, 6" Long Brass Liner Sample 2.4" Diameter		
	Anchorage, AK 99517	Sampled From:	Test Hole	Field #:	02NE88SB044
Source:	Phase III	Sampled by:	BGM, BO, DQ	Date Sampled:	8/21/2002
Test Location:	R.I. Test Hole 88-18	Received by:	Allen Stevens	Date Received:	8/26/2002
Depth:	9-11'	Tech Assigned:	Rich Giessel	R&M Project #:	251177
Quantity Rep:	Test Boring Sample	Date Completed:	10/28/2002	Lab #:	437

Test Method: ASTM D 5856 - 95 (Reapproved 2002) - Permeability of Granular Soils - Method A
Special Sample Preparation: Field sample delivered to lab in "undisturbed" condition
Permeameter Type: Brass Liner
Method of Compaction: in-situ as near as possible with drive sample
Confinement: Porous stones with filter paper and small coil springs above top stone
CA/FA Wtd. Specific Gravity: 2.656
Permeant Liquid Used: Tap water

Initial Sample Dimensions and Mass:						
	Cylinder Height Measurements				cm	
	1	2	3	4		
Data	14.071	14.103	13.984	14.028	cm	
H _i =	Average Height				14.047	cm
	Cylinder Diameter Measurements				cm	
	1	2	3	4		
Data	6.185	6.133	6.187	6.167	cm	
D =	Average Diameter				6.168	cm
A =	$\pi(D/2)^2$ Cylinder End Area				29.88	cm ²
C _i =	H _i *A, Initial Cylinder Volume				419.7	cm ³
E	Ws + Brass Liner + Caps				386.2	g
F	Caps				17.2	g
G =	(E-F-F _b), Ws				709.2	g

Initial Moisture Data: (Use minimum 100g)		
I	Wet Wt + Tare	g
J	Dry Wt + Tare	g
K	Tare	g
w _i =	(I-J)/(J-K), Initial moisture	
γ_{di} =	(G/(1+w _i))/C _i , Dry density	
γ_{di} =	(G/(1+w _i))/C _i , Dry density	
n =	1-Y _d /G _s P _w Initial porosity	

Final Sample Dimensions and Mass:						
	Cylinder Ht. Measurements				cm	
	1	2	3	4		
Data	14.071	14.103	13.984	14.028	cm	
H _f =	Average Height				14.047	cm
ΔH =	H _f - H _i , Final Swell				0.000	cm
C _f =	H _f *A, Final Cyl Volume				419.7075	cm ³
Final Moisture Data: (Dry entire sample)						
L	Tare Wt	225.1	g			
M	T + Wet + BL+2FP	1240.0	g			
N	Brass Liner	209.7	g			
R	2 Wet filter papers	0.6	g			
O =	(M-L-N-R), Wet Wt		804.6	g		
P	Dry Wt + Tare	890.3	g			
Q =	Dry Wt		665.2	g		
w _f =	(O-Q)/Q, Final Moisture		21.0%			
Final Test data:						
h	Hydraulic head	67.2	cm			
i =	h/H _f Hydraulic Gradient		4.78			
γ_{df} =	Q/C _f		1.585	g/cm ³		
S =	(O-Q)/V _w /V _p , Sat %		82.7%			
V _p =	A*H _f -Q/G _s *Y _w		168.8	cm ³		
n =	V _p /C _f , Final porosity		0.402			
Q _{in} =	Total Water Inflow		262.1	cm ³		
N _{pv} =	Q _{in} /V _p Pore vols inflow		1.553			

Average hydraulic conductivity of last four readings, $\kappa = 2.2E-05$ m/s or $2.2E-03$ cm/s

APPENDIX J

*Environment and Natural Resources
Institute Taxonomic Report (Plant Report)*



MWH



University of Alaska Anchorage Environment and Natural Resources Institute
707 A Street ♦ Suite 103 A ♦ Anchorage, AK 99501 USA ♦ Tel: (907) 257-2783 ♦ Fax: (907)257-2789

October 4, 2001

William O'Connell
Montgomery Watson Harza
4100 Sepnard Road
Anchorage, AK 99517

RE: Northeast Cape, St. Lawrence Island

Dear Mr. O'Connell:

Below are the identifications of the plants from Northeast Cape, St. Lawrence Island that you provided to me. Our original understanding was that you would be providing samples of vascular plants. Several of the plants, however, are mosses or lichens and would require additional work to identify to species. I have identified them (with one exception) to genus. Sample 1102, a sedge, contained only vegetative material and cannot readily be identified to species. The flowering graminoid sample collected in September is not the same species, and had no sample number- it is listed below as *Arctophila fulva*, a common wetland grass that is often used by waterfowl. Please let me know if you need an identification of sample 1102 to the species level. All other samples were identified to species or subspecies and are listed along with commonly used synonyms and common names. In the table below, I have omitted the prefix for the sample number (01NE28PT) since it was the same for all samples.

If you have any questions, please contact me at the address above or phone me at (907) 257-2785.

Sincerely,

Robert Lipkin
Research Botanist

cc: Mike Kelly

IDENTIFICATIONS OF PLANTS FROM NORTHWEST CAPE, ST. LAWRENCE ISLAND

Sample #	Date	Scientific Name	Synonym	Common Name	Family
1101	25-Jul-01	Unidentified moss			
1102	25-Jul-01	<i>Carex</i> sp. (vegetative material only)			Cyperaceae
2101	25-Jul-01	<i>Pedicularis langsдорfii</i> Fisch. ex Stev. ssp. <i>langsдорfii</i>		Langsdorf's Lousewort	Scrophulariaceae
2102	25-Jul-01	<i>Salix pulchra</i> Cham.	<i>Salix planifolia</i> ssp. <i>pulchra</i> (Cham.) Argus	Diamond-Leaf Willow	Salicaceae
3101	25-Jul-01	<i>Cladina</i> sp. [lichen]			
3102	25-Jul-01	<i>Thamnolia</i> sp. [lichen]			
3103	25-Jul-01	<i>Polemonium acutiflorum</i> Willd. ex Roemer & J.A. Schultes		Tall Jacob's-Ladder	Polemoniaceae
4101	25-Jul-01	<i>Sphagnum</i> sp. [moss]			
5101	25-Jul-01	<i>Stereocaulon</i> sp. [lichen]			
5102	25-Jul-01	<i>Arnica lessingii</i> (Torr. & Gray) Greene ssp. <i>lessingii</i>		Lessing's Leopardbane	Asteraceae
5103	25-Jul-01	<i>Umbilicaria</i> sp. [lichen]			
5104	25-Jul-01	<i>Rhodiola integrifolia</i> Raf.	<i>Sedum roseum</i> ssp. <i>integrifolium</i> (Raf.) Hultén	Entire-Leaf Roseroot	Crassulaceae
5105	25-Jul-01	<i>Cassiope tetragona</i> (L.) D. Don var. <i>tetragona</i>		White Arctic Mountain-Heather	Ericaceae
5106	25-Jul-01	<i>Salix chamissonis</i> Anderss.		Chamisso's Willow	Salicaceae
5107	24-Sep-01	<i>Empetrum nigrum</i> ssp. <i>hermaphroditum</i> (Lange ex Hagerup) Böcher	<i>Empetrum hermaphroditum</i> Lange ex Hagerup	Black crowberry	Empetraceae
?	24-Sep-01	<i>Arctophila fulva</i> (Trin.) Rupr. ex Anderss.		Pendant grass	Poaceae

APPENDIX K

Estimate of Contaminated Soil Volume



MWH

Estimates of contaminated soil volumes are based on exceedences of the 18 AAC 75.340 Table B DRO cleanup level of 250 mg/Kg from soil and sediment sampling conducted in 2001 and 2002. Estimates include extrapolation between sample points and depth estimates based on known sample depths.

Quantities to be removed depend on the cleanup criteria used. Soil for remediation could be estimated by:

- The quantity of material that is contaminated (i.e., any detection, including sodium, iron, etc. that are below any foreseeable cleanup criteria). This is likely to be the largest quantity of material.
- The quantity of material that exceeds Method 2, Level A for RRO, DRO, GRO and 1/10th Method 2 for the remaining constituents. This would eliminate constituents like sodium, but would still be a large quantity because calculation of cumulative risk may allow us to leave in place some constituents above 1/10th.
- The quantity of material that exceeds Method 2, Level A criteria for RRO, DRO, GRO and ignore other potential constituents. This would roughly capture the extent of the petroleum contamination (roughly because PAH often drive the petroleum cleanup) and be a less labor-intensive calculation. It would also ignore cleanup driven by constituents such as arsenic, which may be background.

Further refinement of the extent of contamination is anticipated.

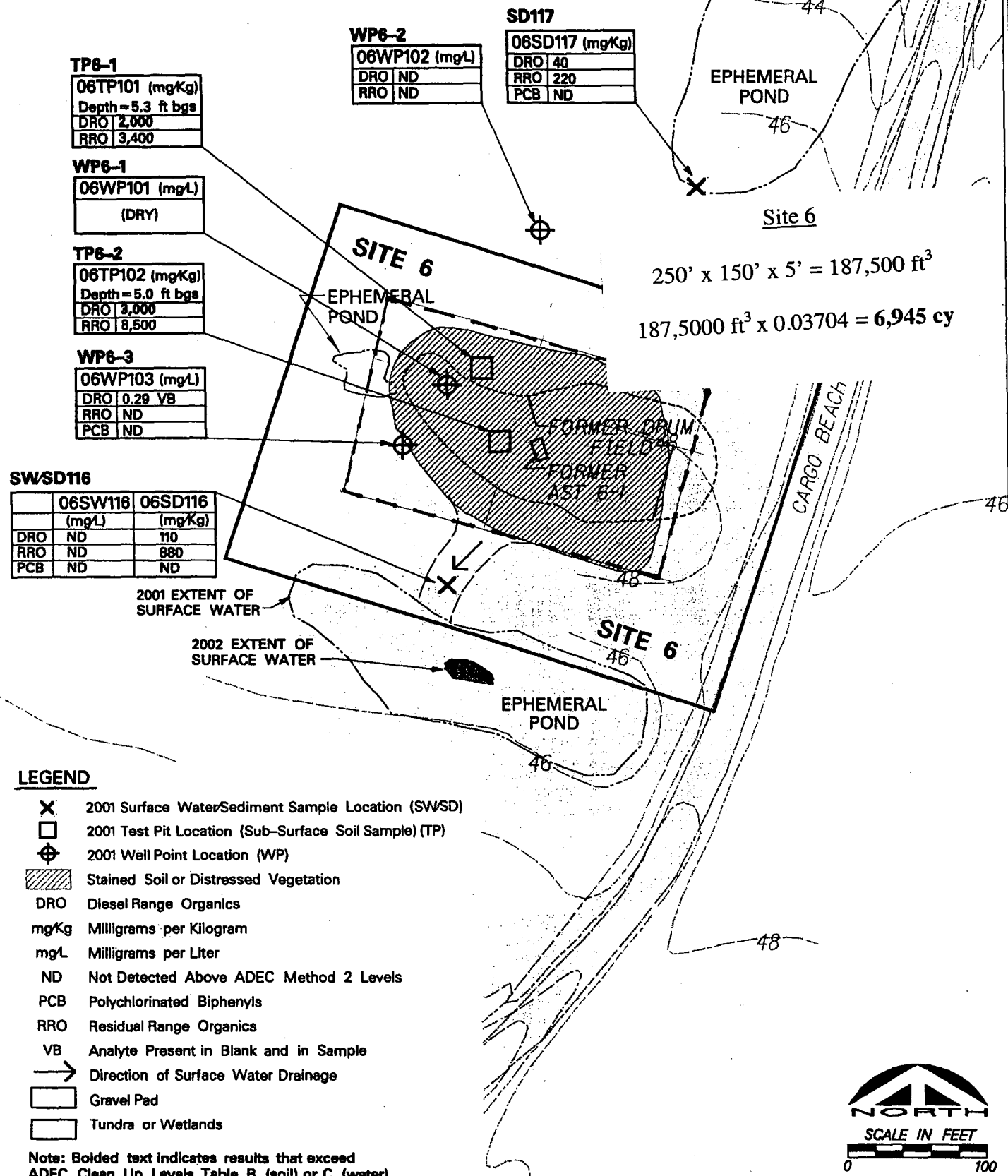
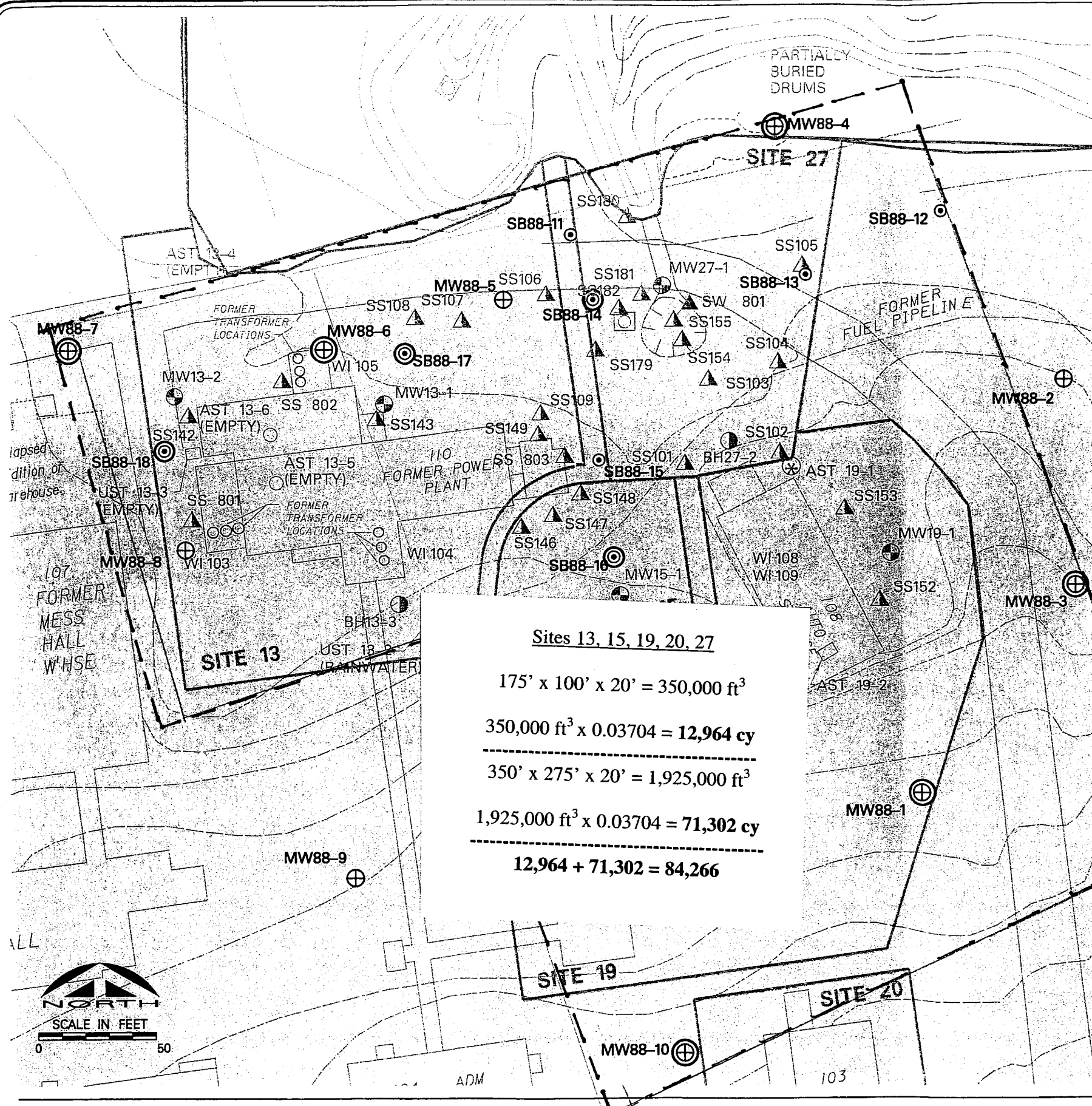


FIGURE 2-3

U. S. ARMY ENGINEER DISTRICT, ALASKA - N. E. CAPE, ALASKA
 2002 PHASE III REMEDIAL INVESTIGATION
SITE 6 - CARGO BEACH ROAD DRUM FIELD
2001 SAMPLING LOCATIONS & SELECTED RESULTS



FILE: \\usancle-filer-v-server\Cad\Proj\usaca\necape\02r_1\ph3\report\DrawFinal\Fig2-06.dgn
 TIME: 12-DEC-2002 10:05



Sites 13, 15, 19, 20, 27
 $175' \times 100' \times 20' = 350,000 \text{ ft}^3$
 $350,000 \text{ ft}^3 \times 0.03704 = 12,964 \text{ cy}$
 $350' \times 275' \times 20' = 1,925,000 \text{ ft}^3$
 $1,925,000 \text{ ft}^3 \times 0.03704 = 71,302 \text{ cy}$
 $12,964 + 71,302 = 84,266$

SOILS RESULTS

Soil Sample Location	Sample (feet bgs)	GRO (mg/Kg)	DRO (mg/Kg)	RRO (mg/Kg)	Benzene (mg/Kg)	Toluene (mg/Kg)	o-Xylene (mg/Kg)	m & p-Xylene (mg/Kg)	Naphthalene (mg/Kg)	Chromium (mg/Kg)
MW 88-1	15.5-17.5	19	8000	39 VJ	ND (0.012)	ND (0.027)	ND (0.027)	ND (0.027)	0.0022 VJ	6.5
MW 88-1	17.5-20	4.9	1400	16 VJ	ND (0.011)	ND (0.025)	ND (0.025)	ND (0.025)	0.0038 VJ	4.38
MW 88-2	8-10	ND (3)	ND (12)	6 VJ	ND (0.014)	ND (0.035)	ND (0.035)	ND (0.035)	0.001 VJ	16.1
MW 88-2	10-12	ND (3.6)	ND (11)	7.1 VJ	ND (0.015)	ND (0.037)	ND (0.037)	ND (0.037)	0.0056 VJ	8
MW 88-3	4-6	ND (6)	7.6 VJ	120 VJ	ND (0.023)	ND (0.058)	ND (0.058)	ND (0.058)	0.0081 VJ	22.3
MW 88-3	16-18	51	3700	24 VJ	ND (0.021)	ND (0.051)	ND (0.051)	0.31 VJ	1.5	13.1
MW 88-4	9-11	44	12000	3700	0.047	0.083	0.89	1.6	5.9 VHB	17.3
MW 88-4	11-13	54 VHB	2800	18 VJ	ND (0.018)	ND (0.044)	0.01 VJ	0.29	2.3	3.73
MW 88-5	1-3	ND (2.8)	380	3400	ND (0.012)	ND (0.025)	ND (0.025)	ND (0.025)	0.0041 VJ	42.3
MW 88-5	11-13	ND (4)	21	25 VJ	ND (0.014)	ND (0.034)	ND (0.034)	ND (0.034)	0.0037 VJ	4.5
MW 88-6	7-9	130 VHB	3100	23 VJ	ND (0.012)	ND (0.026)	0.044	0.44	4.1	12.8
MW 88-6	11-13	83 VHB	1200	30 VJ	ND (0.012)	ND (0.028)	0.013 VJ	0.15	1.1	8.3
MW 88-7	7-9	140 VHB	12000	55 VJ	ND (0.012)	ND (0.027)	0.13	1.5	7.9	17
MW 88-7	11-13	130 VHB	9200	54 VJ	ND (0.011)	ND (0.026)	0.38	2.2	8.4	11.8
MW 88-8	10-12	68 VHB	8200	11 VJ	ND (0.018)	ND (0.044)	ND (0.044)	0.17	3.3	9.63
MW 88-8	14-16	73 VHB	2300	7.4 VJ	ND (0.018)	ND (0.045)	ND (0.045)	0.18	2.3	8.34
MW 88-9	8-10	ND (3.5)	7 VJ	8.7 VJ	ND (0.015)	ND (0.038)	ND (0.038)	ND (0.038)	0.00045 VJ	7.04
MW 88-9	20-22	ND (4.8)	7.6 VJ	12 VJ	ND (0.016)	ND (0.038)	ND (0.038)	ND (0.038)	0.0019 VJ	12.5
MW 88-10	22-24	31	1400	ND (110)	ND (0.015)	ND (0.038)	ND (0.038)	ND (0.038)	0.48	10
MW 88-10	24-26	19	780	ND (110)	ND (0.015)	ND (0.038)	ND (0.038)	ND (0.038)	0.11	4.8
SB 88-11	3-5	70	13000	5100	0.12	3.2	2.7	5.1	12	16.5
SB 88-11	7-9	99	81000	6000	0.19	4.5	6.2	12	81	23.7
SB 88-12	4-6	ND (5.2)	190	1500	ND (0.022)	ND (0.054)	ND (0.054)	ND (0.054)	0.0045 VJ	12.4
SB 88-12	10-12	ND (3.8)	20	33 VJ	ND (0.017)	ND (0.043)	ND (0.043)	ND (0.043)	0.0011 VJ	9.62
SB 88-13	6-8	11 VJ	430	4600	0.37	ND (0.18)	0.071 VJ	0.19	0.042	16.5
SB 88-13	14-16	ND (6.1)	77	420	ND (0.022)	ND (0.054)	ND (0.054)	ND (0.054)	0.0018 VJ	14.3
SB 88-14	2-4	220 VHB	47000	3000	0.019	0.036 VJ	1.7	0.71	79	22.7
SB 88-14	12-14	62	210	900	0.24	1.4	1.7	1.3	0.41	22.8
SB 88-15	10-12	ND (4.9)	33	150	ND (0.018)	ND (0.044)	0.01 VJ	ND (0.044)	0.016	23
SB 88-15	12-14	ND (4.4)	79	590	ND (0.021)	ND (0.052)	ND (0.052)	ND (0.052)	0.0047 VJ	23.4
SB 88-16	6-8	110 VHB	18000	33 VJ	ND (0.015)	0.032 VJ	0.015 VJ	1.8	28	15.6
SB 88-16	10-12	60 VHB	4200	12 VJ	ND (0.017)	ND (0.041)	ND (0.041)	0.043	0.9 VLB	6.7
SB 88-17	8-10	130 VHB	4700	450	ND (0.013)	0.05 VHB	1.5 VHB	4 VHB	12	18.2
SB 88-17	12-14	140 VHB	4300	110 VJ	ND (0.023)	0.34 VHB	3 VHB	3 VHB	3.6	8.31
SB 88-18	8-10	100 VHB	7300	24 VJ	0.018 VHB	0.018 VJ	0.019 VJ	0.95 VHB	10	14
SB 88-18	10-12	170 VHB	4000 VJ	226	0.062 VJ	0.041	1.3 VJ	4.4 VJ	6.9 VJ	16.7 VJ

Ethylbenzene results did not exceed ADEC Method 2

WATER RESULTS

Sample Location	GRO (mg/L)	DRO (mg/L)	RRO (mg/L)	Benzene (mg/L)	Ethylbenzene (mg/L)	Toluene (mg/L)	o-Xylene (mg/L)	m & p-Xylene (mg/L)
MW 88-1	0.024 VJ	1.2	0.43	0.00058	ND (0.0005)	0.00081 VB	0.00013 VJ	0.00022 VJ
MW 88-2	ND (0.05)	0.71	1.3	0.00092	0.00034 VJ	0.00038 VB	0.0001 VJ	0.00035 VJ
MW 88-3	0.42	34	0.22	0.00057	0.025	0.00024 VB	0.00008 VJ	0.022
MW 88-4	1.2	72	1.9	0.03	0.12	0.0032	0.007	0.085
MW 88-5	1.3	9.8	2.3	0.019	0.035	0.12	0.071	0.14
MW 88-6	1.1	69	2.1	0.00074	0.052	0.00019 VB	0.0038	0.055
MW 88-7	1.5	6.1 VLB	0.32	0.014	0.072	0.0012 VB	0.024	0.13
MW 88-8	0.52	29	0.18 VJ	0.00012 VJ	0.018	0.00011 VB	0.00084	0.016
MW 88-9	0.064	0.71	ND (0.2)	ND (0.0005)	ND (0.0005)	ND (0.0005)	ND (0.0005)	ND (0.0005)
MW 88-10	0.12	55	1.3	0.0027	0.0017	0.0014	0.00015 VJ	0.00079

KEY

- DRO - diesel range organics
- GRO - gasoline range organics
- mg/Kg - milligrams per kilogram
- mg/L - milligrams per liter
- MW - monitoring well
- ND - not detected
- RRO - residual range organics
- SB - soil boring
- VB - analyte present in the blank and the sample
- VHB - results positively biased
- VJ - results negatively biased
- VLB - estimated value
- () - method reporting limit

LEGEND

- ⊕ Monitoring Well/Soil Sample Location (2002)
- ⊙ Borehole/Soil Sample Location (2002)
- Borehole (BH)
- ⊗ Monitoring Well (MW)
- ▲ Surface Soil Sample (SS)
- ▲ Surface Water/Sediment Sample (SW/SD)
- ▭ Gravel Pad
- ▭ Tundra or Wetland
- Surface Water Drainage
- DRO Results Exceed ADEC Table B at Static Water Interface

Note: Bolded text indicates results that exceed ADEC Clean Up Levels Table B (soil) or C (water).

FIGURE 2-6
 U. S. ARMY ENGINEER DISTRICT, ALASKA - N. E. CAPE, ALASKA
 2002 PHASE III REMEDIAL INVESTIGATION
SITE 88 (SITES 13, 15, 19, 20, & 27) - MAIN OPERATIONS COMPLEX SAMPLING LOCATIONS & SELECTED RESULTS

LEGEND

- △ 2001 Surface Soil Sample Location (SS)
- ▲ 2001 Surface Soil/Subsurface Soil Sample Location (SS/SB)
- 2001 Surface Water/Sediment Sample Location (SWSD)

- DRO Diesel Range Organics
- mg/Kg Milligrams per Kilogram
- mg/L Milligrams per Liter
- ND Not Detected
- PCB Polychlorinated Biphenyls
- RRO Residual Range Organics
- VQQ PQL Approximate Due to QC or Matrix Effects

- Gravel Pad
- Tundra or Wetland

Note: Bolded text indicates results that exceed ADEC Clean Up Levels Table B (soil) or C (water).

SWSD113

	21SW113 (mg/L)	21SD113 (mg/Kg)
DRO	0.3	310
RRO	ND	2,000
PCB	ND	ND

SS172

21SS172 (mg/Kg)	
DRO	140
RRO	390
PCB	ND
AS	11.5

SWSD114

	21SW114 (mg/L)	21SD114 (mg/Kg)
DRO	ND VQQ	310
RRO	ND VQQ	2,000
PCB	ND	ND
CR	38	50

SS173

21SS173 (mg/Kg)	
DRO	300
RRO	1,700
PCB	0.32
AS	4.5

SSSB169

	21SS169 (mg/Kg)	21SB169 (mg/Kg)
Depth	0-5'	1.5-2.0'
DRO	270	640
RRO	2,800	3,700
PCB	ND	ND
AS	7.4	3.0
CR	ND	27.4

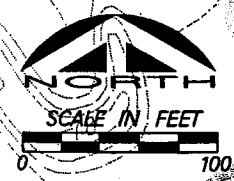
SSSB170

	21SS170 (mg/Kg)	21SB170 (mg/Kg)
Depth	0-5'	1.5-2'
DRO	380	340
RRO	2,200	2,300
PCB	0.29	ND
AS	5.9	4.0

SSSB171

	21SS171 (mg/Kg)	21SB171 (mg/Kg)
Depth	0-5'	1.5-2.0'
DRO	94	ND
RRO	530	25
PCB	ND	ND
AS	6.1	4.3
CR	39.8	41.0

Site 21
 600' x 150' x 1.5' = 135,000 ft³
 135,000 ft³ x 0.03704 = 5,000 cy



NOTES

Base maps were digitized from various as-built drawings provided by the Corps of Engineers.

FILE: \\usacdc-filer-v-server\Cad\Pro\usace\escopa\02r\ph3\report\Dr-off\find\Fig2-12-DEC-2002-33



FIGURE 2-12
 U. S. ARMY ENGINEER DISTRICT, ALASKA - N. E. CAPE, ALASKA
 2002 PHASE III REMEDIAL INVESTIGATION
SITE 21 - WASTEWATER TREATMENT FACILITY
2001 SAMPLING LOCATIONS & SELECTED RESULTS



LEGEND

- 2001 Cross-Section with Surface Soil/Sediment Sampling Locations (One Surface Water Sample Will Be Collected at Each Cross-Section)
- 2001 Flow Station Location
- CS Cross-Section
- 28SD154* Sub-Surface Sample 1.5-2.0' bgs

Site 28

$250' \times 1,200' \times 1.5' = 450,000 \text{ ft}^3$

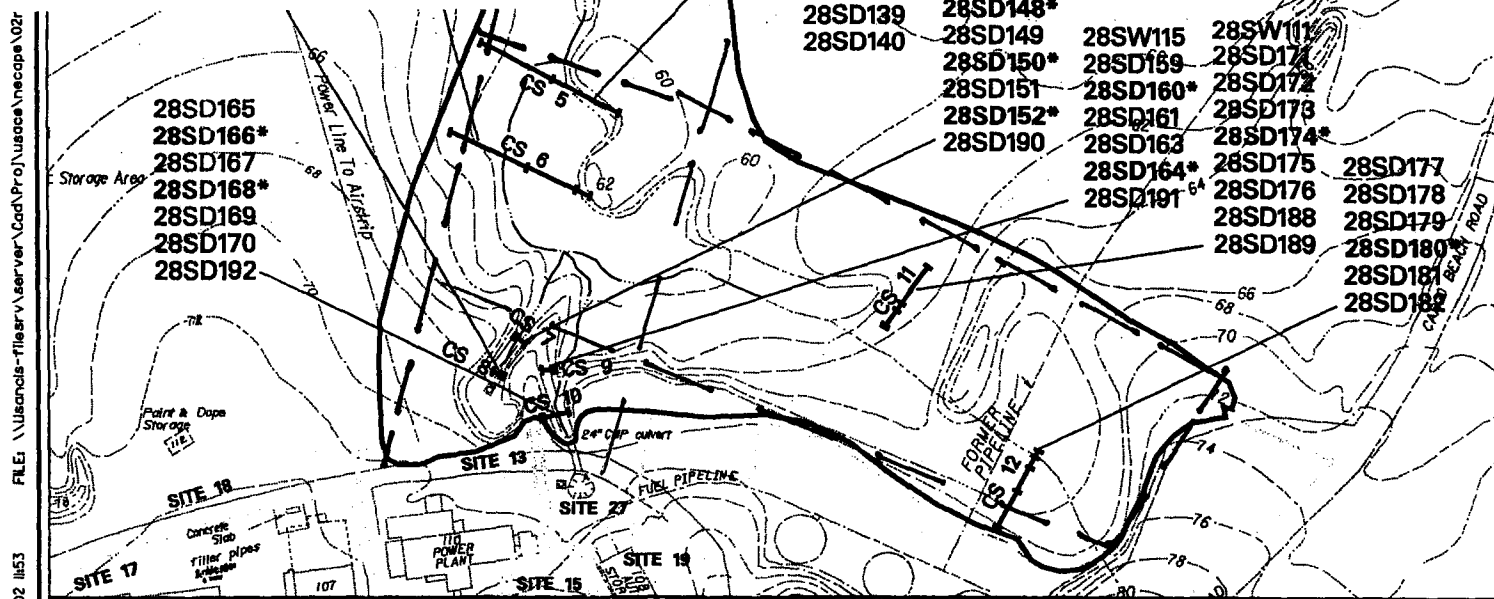
$450,000 \text{ ft}^3 \times 0.03704 = 16,668 \text{ cy}$

 $800' \times 300' \times 1.5' = 360,000 \text{ ft}^3$

$360,000 \text{ ft}^3 \times 0.03704 = 13,334 \text{ cy}$

 $13,334 + 16,668 = 30,002 \text{ cy}$

NOTE: STREAM SKETCHED FROM PHOTOGRAPHS.



FILE: \\Uconois-filesrv\server\Cad\Proj\usace\ncape\02r

TIME: 10-DEC-2002 11:53



FIGURE 2-15
 U. S. ARMY ENGINEER DISTRICT, ALASKA - N. E. CAPE, ALASKA
 2002 PHASE III REMEDIAL INVESTIGATION
SITE 28 - DRAINAGE BASIN
2001 SAMPLING LOCATIONS

LEGEND

Note: Bolded text indicates results that exceed ADEC Clean Up Levels Table B (soil) or C (water).

- ▲ Previous Surface Water/Sediment Sample Location (SWSD)
- ≡ 2001 Cross-Section (SC) with Surface Water/Sediment (SWSD) Sampling Locations (One Surface Water Sample Was Collected at Each Cross-Section)
- ✕ 2001 Surface Soil/Sediment Sample Location
- SW Surface Water
- SD Sediment
- ▭ Gravel Pad
- ▭ Tundra or Wetland

SC-4

	DRO (mg/Kg)	RRO (mg/Kg)
29SW117	ND	ND
29SD123	44	180 VLB
29SD124	1,400	580
29SD125	450	790

SD129

29SD129 (mg/Kg)	
DRO	15
RRO	73
AS	2.8

SD128

29SD128 (mg/Kg)	
DRO	180
RRO	1,000
AS	4.8

SC-3

	DRO (mg/Kg)	RRO (mg/Kg)
29SW118	ND	ND
29SD120	27	51
29SD121	ND	10
29SD122	37	50

SC-2

	DRO (mg/Kg)	RRO (mg/Kg)
29SW115	ND	ND
29SD117	9.3	ND
29SD118	18	45
29SD119	15	100

Site 29

$9,500' \times 4' \times 4' = 152,000 \text{ ft}^3$

$152,000 \text{ ft}^3 \times 0.03704 = 5,630 \text{ cy}$

29SD127 (mg/Kg)

DRO	59
RRO	440
AS	5.7

SITE 29

SD126

29SD126 (mg/Kg)	
DRO	240
RRO	1,000

SC-1

	DRO (mg/Kg)	RRO (mg/Kg)
29SW114	ND	ND
29SD114	410	770
29SD115	13	26
29SD116	95	250
SD111	25,000	



FILE: \\usacdc1-filer\vaer\er\Cad\Proj\usace\scope\02r1_ph3\report\Dr-off\Final\F02-20.004

TME: 12-DEC-2002 8:23



MWH

MONTGOMERY WATSON HARZA
Anchorage, Alaska

FIGURE 2-20

U. S. ARMY ENGINEER DISTRICT, ALASKA - N. E. CAPE, ALASKA
2002 PHASE III REMEDIAL INVESTIGATION

**SITE 29 - SUQITUGHNEQ RIVER
2001 SAMPLING LOCATIONS & SELECTED RESULTS**

LEGEND

- △ 2001 Surface Soil Sample Location
- ◇ 2001 Surface Water Sample Location
- DRO Diesel Range Organics
- mg/Kg Milligrams per Kilogram
- mg/L Milligrams per Liter
- ND Not Detected
- PCB Polychlorinated Biphenyls
- RRO Residual Range Organics
- VBL Analyte Present in Blank and in Sample
- Depth Sample Collect Feet Below Ground Surface
- Gravel Pad

Site 31

Each Tank- 15' x 15' x 2' = 450 ft³

450 ft³ x 0.03704 = 16.66 cy/tank x 3 = 49.98 cy

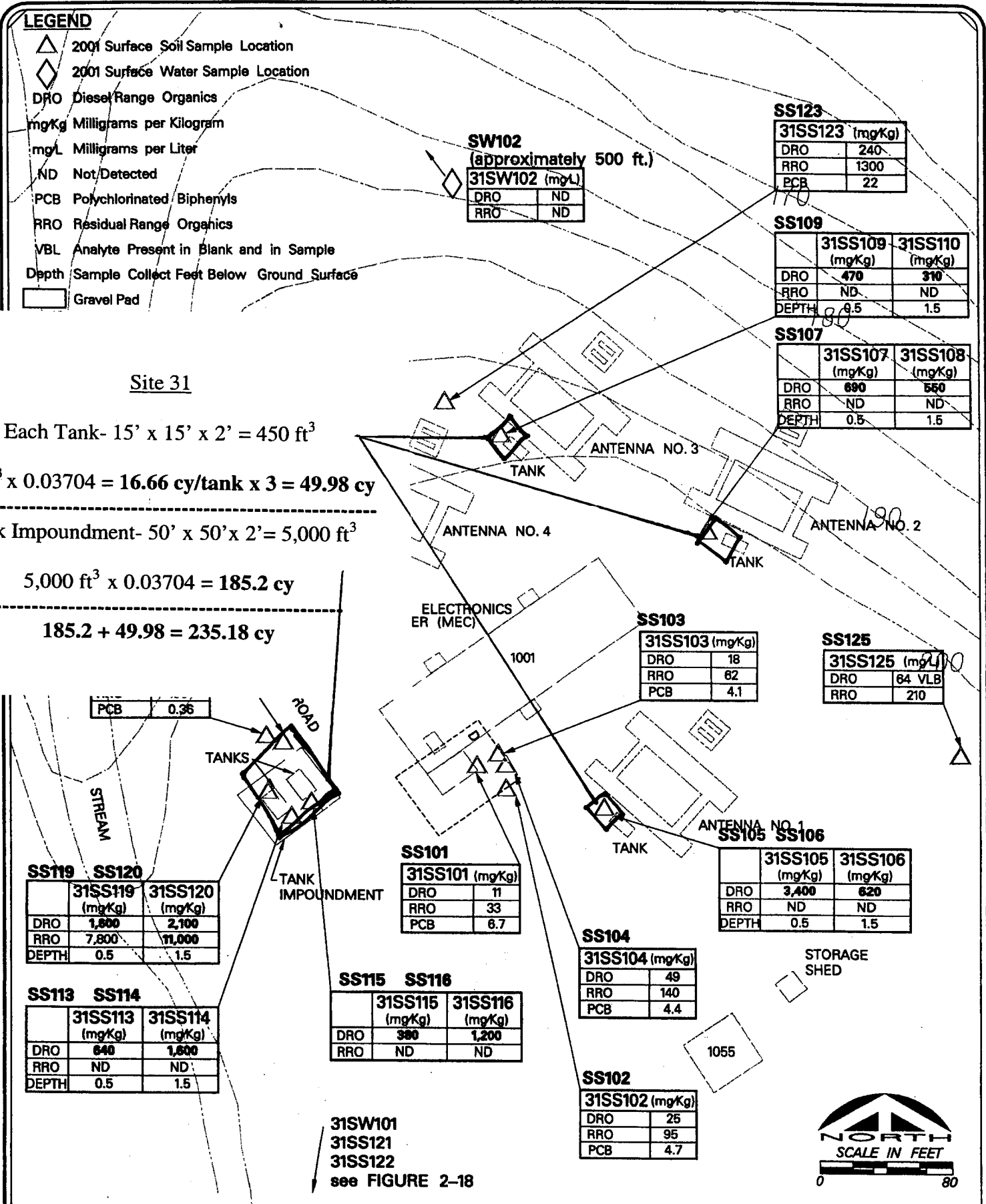
Tank Impoundment- 50' x 50' x 2' = 5,000 ft³

5,000 ft³ x 0.03704 = 185.2 cy

185.2 + 49.98 = 235.18 cy

FILE: \\usarctic-filer\server\DocPro\Nuisce\escape\02r1_ph3\report\0-ratffin

TIME: 12-DEC-2002 11:39



31SW101
31SS121
31SS122
see FIGURE 2-18

FIGURE 2-26

U. S. ARMY ENGINEER DISTRICT, ALASKA - N. E. CAPE, ALASKA
2002 PHASE III REMEDIAL INVESTIGATION

**SITE 31 - WHITE ALICE COMMUNICATIONS SITE
2001 SAMPLING LOCATIONS & SELECTED RESULTS**



MWH

MONTGOMERY WATSON HARZA
Anchorage, Alaska

SW101

31SW101 (mg/Kg)	
DRO	ND
RRO	ND



SW121

31SS121 (mg/Kg)	
DRO	47
RRO	350
PCB	ND

Site 32

Anchor Pit- 10' x 10' x 4 = 400 ft³

$400 \text{ ft}^3 \times 0.03704 = 14.8 \text{ cy}$

Cable Area- 30' x 30' x 1' = 900 ft³

$900 \text{ ft}^3 \times 0.03704 = 33.33 \text{ cy}$

AST- 10' x 10' x 4 = 400 ft³

$400 \text{ ft}^3 \times 0.03704 = 14.8 \text{ cy}$

$14.8 + 33.33 + 14.8 = 62.93 \text{ cy}$

SUBSTATION
TRANSFORMER
BANK NO. 2

SS122

31SS122 (mg/Kg)	
DRO	11,000
RRO	7,800
PCB	ND

WATER
WELL

ANCHOR
PIT

AST

SS105

32SS105 (mg/Kg)	
DRO	1,000
RRO	3,600
PCB	0.89

SS104

32SS104 (mg/Kg)	
DRO	600
RRO	1,200
PCB	0.16

SS103

32SS103 (mg/Kg)	
DRO	230
RRO	1,100
PCB	ND

LOWER TRAM
TERMINAL BLDG.

PIPING

AST



LEGEND

- △ 2001 Surface Soil Sample Location (SS)
- ▲ 2001 Surface Soil/Subsurface Soil Sample Location (SS/SB)
- ◇ 2001 Surface Water Sample Location (SW)
- DRO Diesel Range Organics
- mg/Kg Milligrams per Kilogram
- ND Not Detected
- PCB Polychlorinated Biphenyls
- RRO Residual Range Organics
- AST Above Ground Storage Tank
- Gravel Pad
- Tundra or Wetland

SS101 SS102

	32SS101 (mg/Kg)	32SS102 (mg/Kg)
DRO	7,800	13,000
RRO	ND	ND
DEPTH	0.5	1.5

TO UPPER CAMP

Note: Bolded text indicates results that exceed ADEC Clean Up Levels Table B (soil) or C (water).

FIGURE 2-27

U. S. ARMY ENGINEER DISTRICT, ALASKA - N. E. CAPE, ALASKA
2002 PHASE III REMEDIAL INVESTIGATION

**SITE 32 - LOWER TRAM TERMINAL
2001 SAMPLING LOCATIONS & SELECTED RESULTS**




MWH

MONTGOMERY WATSON HARZA
Anchorage, Alaska

Site 33

$$5' \times 5' \times 1' = 25 \text{ ft}^3$$

$$25 \text{ ft}^3 \times 0.03704 = 0.926 \text{ cy}$$



SITE 33 GRID SAMPLING

SS103

33SS103 (mg/Kg)	
DRO	660
RRO	2,100 VJ
PCB	ND

SS101

33SS101 (mg/Kg)	
DRO	170
RRO	300
PCB	ND

SS102

33SS102 (mg/Kg)	
DRO	150
RRO	270
PCB	ND

UPPER TRAM BUILDING

ENCLOSED TRACK MAN-LIFT

LEGEND

- 2001 Surface Soil Sampling Location
- DRO Diesel Range Organics
- mg/Kg Milligrams per Kilogram
- ND Not Detected
- PCB Polychlorinated Biphenyls
- RRO Residual Range Organics
- Gravel Pad
- Tundra or Wetland

Note: Bolded text indicates results that exceed ADEC Clean Up Levels Table B (soil) or C (water).



MWH
MONTGOMERY WATSON HARZA
Anchorage, Alaska

FIGURE 2-28

U. S. ARMY ENGINEER DISTRICT, ALASKA - N. E. CAPE, ALASKA
2002 PHASE III REMEDIAL INVESTIGATION
SITE 33 - UPPER TRAM TERMINAL
2001 SAMPLING LOCATIONS & SELECTED RESULTS

LEGEND

- △ 2001 Surface Soil Sample
- ▲ 2001 Surface Soil/Subsuri Sample Location
- DRO Diesel Range Organics
- mg/Kg Milligrams per Kilogram
- ND Not Detected
- PCB Polychlorinated Biphenyls
- RRO Residual Range Organics
- Gravel Pad
- ▭ Tundra or Wetland

Site 34

Outfall- 40' x 40' x 1' = 1,600 ft³

$1,600 \text{ ft}^3 \times 0.03704 = 59.26 \text{ cy}$

AST- 10' x 10' x 2' = 200 ft³

$200 \text{ ft}^3 \times 0.03704 = 7.4 \text{ cy}$

$59.26 + 7.4 = 66.66 \text{ cy}$

34SS102(mg/Kg)	
DRO	14
RRO	77
PCB	ND

SS103	
34SS103(mg/Kg)	
DRO	13
RRO	76
PCB	ND

SS104	
34SS104(mg/Kg)	
PCB	1.06

SS110	
34SS110(mg/Kg)	
DRO	230
RRO	620
PCB	0.23

SS109	
34SS109(mg/Kg)	
DRO	300
RRO	1,200
PCB	0.21

SS108	
34SS108(mg/Kg)	
DRO	220
RRO	260
PCB	0.36

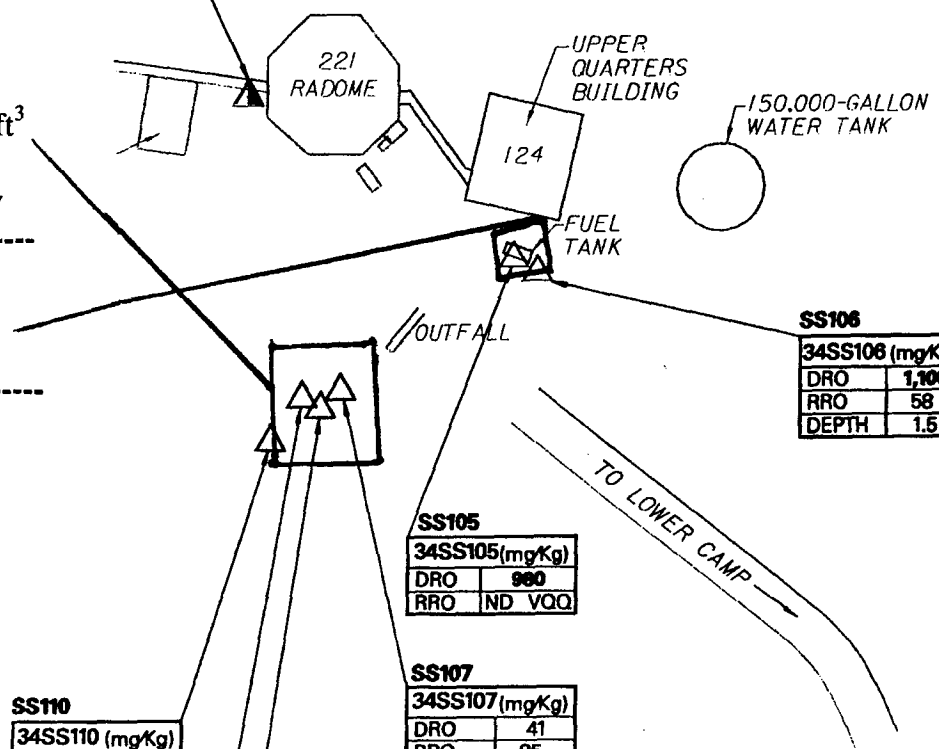
SS105	
34SS105(mg/Kg)	
DRO	900
RRO	ND VOO

SS107	
34SS107(mg/Kg)	
DRO	41
RRO	95
PCB	0.05

SS106	
34SS106(mg/Kg)	
DRO	1,100
RRO	58
DEPTH	1.5



Note: Bolded text indicates results that exceed ADEC Clean Up Levels Table B (soil) or C (water).



SITE 34 GRID SAMPLING

FIGURE 2-29

U. S. ARMY ENGINEER DISTRICT, ALASKA - N. E. CAPE, ALASKA
2002 PHASE III REMEDIAL INVESTIGATION

**SITE 34 - UPPER CAMP
2001 SAMPLING LOCATIONS & SELECTED RESULTS**